

# Agency 2013 Crime Report

## Boise Police Department

Population: 214,330  
County: Ada

### Offense Overview

- Offense total 12,517
- % change from 2012 **-2.3**
- # of cleared offenses 4,197
- Percent cleared 33.5
  
- Group "A" Crime Rate per 100,000 population 5840.1
  
- Summary based reporting crime rate per 100,000 population is calculated for other state crime comparisons only. 2512.0

### Arrest Overview

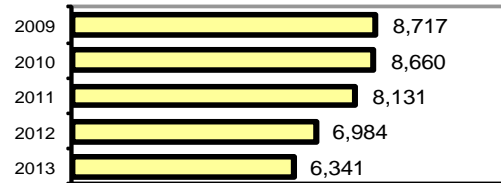
- Arrest total 6,341
- % change from 2012 **-9.2**
- Adult arrest total 5,285
- Juvenile arrest total 1,056
  
- Arrest Rate per 100,000 population 2958.5

Group "A" Offenses	Offenses		Arrests	
	# Reported	# Cleared	Adult	Juvenile
Murder	3	3	3	0
Negligent Manslaughter	1	1	1	0
Rape	77	18	4	5
Robbery	45	14	18	0
Aggravated Assault	429	252	176	18
Burglary	825	105	56	10
Larceny	3,743	696	515	202
Motor Vehicle Theft	214	35	15	7
Arson	48	18	6	14
Simple Assault	1,665	1,021	490	78
Intimidation	245	99	39	7
Bribery	0	0	0	0
Counterfeiting/Forgery	220	38	25	0
Vandalism	1,940	221	83	36
Drug/Narcotics	945	719	593	73
Drug Equipment	770	677	292	27
Embezzlement	11	2	4	0
Extortion/Blackmail	10	0	0	0
Fraud	974	99	73	2
Gambling	5	2	17	0
Kidnapping	25	16	6	1
Pornography	13	4	7	0
Prostitution	10	6	7	0
Sodomy	19	5	0	2
Sexual Assault w/Object	27	12	5	6
Fondling	62	26	9	3
Incest	0	0	1	0
Statutory Rape	10	4	7	0
Stolen Property	70	24	37	1
Weapon Law Violation	111	80	47	13
<b>Total Group "A"</b>	<b>12,517</b>	<b>4,197</b>	<b>2,536</b>	<b>505</b>

**Total Offenses - 5 year trend**



**Total Arrests - 5 year trend**



Group "B" Arrests	Arrests	
	Adult	Juvenile
Bad Checks	5	0
Curfew/Vagrancy	1	39
Disorderly Conduct	273	31
DUI	957	10
Drunkenness	88	2
Family Offense-nonviolent	23	0
Liquor Law Violation	266	54
Peeping Tom	0	0
Runaways	0	184
Trespass	138	16
All Other Offenses	998	215
<b>Total Group "B"</b>	<b>2,749</b>	<b>551</b>

# Agency 2013 Crime Report



## Garden City Police Department

Population: 11,342  
County: Ada

### Offense Overview

- Offense total 1,215
- % change from 2012 **-4.9**
- # of cleared offenses 774
- Percent cleared 63.7

• Group "A" Crime Rate per 100,000 population 10712.4

• Summary based reporting crime rate per 100,000 population is calculated for other state crime comparisons only. 4399.6

### Arrest Overview

- Arrest total 1,013
- % change from 2012 **-3.5**
- Adult arrest total 904
- Juvenile arrest total 109


• Arrest Rate per 100,000 population 8931.4

Group "A" Offenses	Offenses		Arrests	
	# Reported	# Cleared	Adult	Juvenile
Murder	0	0	0	0
Negligent Manslaughter	0	0	0	0
Rape	20	10	2	0
Robbery	5	2	2	0
Aggravated Assault	39	32	18	1
Burglary	63	17	13	0
Larceny	351	169	140	40
Motor Vehicle Theft	14	6	4	0
Arson	7	3	1	1
Simple Assault	173	158	74	7
Intimidation	12	12	5	0
Bribery	0	0	0	0
Counterfeiting/Forgery	17	9	7	0
Vandalism	120	37	8	11
Drug/Narcotics	148	134	69	4
Drug Equipment	145	133	107	3
Embezzlement	6	6	6	0
Extortion/Blackmail	1	1	1	0
Fraud	44	8	1	0
Gambling	0	0	0	0
Kidnapping	0	0	0	0
Pornography	0	0	0	0
Prostitution	1	1	0	0
Sodomy	0	0	0	0
Sexual Assault w/Object	1	1	0	0
Fondling	13	7	4	2
Incest	0	0	0	0
Statutory Rape	3	1	0	0
Stolen Property	11	9	1	0
Weapon Law Violation	21	18	11	0
<b>Total Group "A"</b>	<b>1,215</b>	<b>774</b>	<b>474</b>	<b>69</b>

**Total Offenses - 5 year trend**



**Total Arrests - 5 year trend**



Group "B" Arrests	Arrests	
	Adult	Juvenile
Bad Checks	0	0
Curfew/Vagrancy	0	4
Disorderly Conduct	25	1
DUI	83	0
Drunkenness	3	0
Family Offense-nonviolent	16	0
Liquor Law Violation	53	2
Peeping Tom	0	1
Runaways	0	13
Trespass	16	0
All Other Offenses	234	19
<b>Total Group "B"</b>	<b>430</b>	<b>40</b>

# Agency 2013 Crime Report



## Meridian Police Department

Population: 82,064

County: Ada

### Offense Overview

- Offense total 2,933
- % change from 2012 -7.9
- # of cleared offenses 1,464
- Percent cleared 49.9

- Group "A" Crime Rate per 100,000 population 3574.0

- Summary based reporting crime rate per 100,000 population is calculated for other state crime comparisons only. 1409.9


### Arrest Overview

- Arrest total 1,847
- % change from 2012 -21.1
- Adult arrest total 1,211
- Juvenile arrest total 636

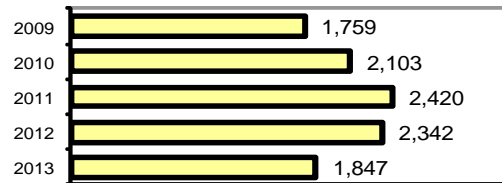
- Arrest Rate per 100,000 population 2250.7

Group "A" Offenses	Offenses		Arrests	
	# Reported	# Cleared	Adult	Juvenile
Murder	1	0	0	0
Negligent Manslaughter	0	0	0	0
Rape	17	11	3	0
Robbery	5	3	3	1
Aggravated Assault	77	71	30	10
Burglary	192	28	12	13
Larceny	824	286	180	125
Motor Vehicle Theft	24	5	2	0
Arson	17	4	0	5
Simple Assault	383	296	121	43
Intimidation	52	34	8	7
Bribery	0	0	1	0
Counterfeiting/Forgery	22	6	0	0
Vandalism	386	69	22	11
Drug/Narcotics	284	261	194	89
Drug Equipment	285	267	75	26
Embezzlement	15	7	4	0
Extortion/Blackmail	2	0	0	0
Fraud	220	29	28	3
Gambling	0	0	0	0
Kidnapping	10	7	3	0
Pornography	9	5	1	6
Prostitution	1	1	1	0
Sodomy	4	1	0	0
Sexual Assault w/Object	13	7	1	0
Fondling	28	15	5	3
Incest	4	3	0	1
Statutory Rape	5	5	6	0
Stolen Property	10	6	2	1
Weapon Law Violation	43	37	12	10
<b>Total Group "A"</b>	<b>2,933</b>	<b>1,464</b>	<b>714</b>	<b>354</b>

**Total Offenses - 5 year trend**



**Total Arrests - 5 year trend**



Group "B" Arrests	Arrests	
	Adult	Juvenile
Bad Checks	1	0
Curfew/Vagrancy	1	25
Disorderly Conduct	25	20
DUI	179	0
Drunkenness	5	0
Family Offense-nonviolent	5	0
Liquor Law Violation	52	42
Peeping Tom	0	0
Runaways	0	68
Trespass	14	5
All Other Offenses	215	122
<b>Total Group "B"</b>	<b>497</b>	<b>282</b>

# Agency 2013 Crime Report



## Ada County Sheriff

Population: 108,703  
County: Ada

### Offense Overview

- Offense total 2,882
- % change from 2012 **-2.5**
- # of cleared offenses 1,496
- Percent cleared 51.9

- Group "A" Crime Rate per 100,000 population 2651.3

- Summary based reporting crime rate per 100,000 population is calculated for other state crime comparisons only. 937.4


### Arrest Overview

- Arrest total 4,380
- % change from 2012 **-6.6**
- Adult arrest total 4,004
- Juvenile arrest total 376

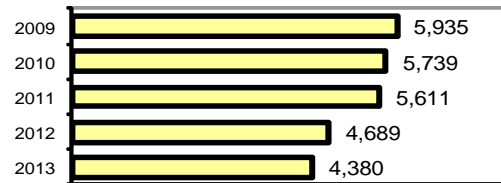
- Arrest Rate per 100,000 population 4029.3

Group "A" Offenses	Offenses		Arrests	
	# Reported	# Cleared	Adult	Juvenile
Murder	0	0	0	0
Negligent Manslaughter	0	0	0	0
Rape	28	14	7	2
Robbery	7	4	9	0
Aggravated Assault	135	106	77	1
Burglary	229	44	30	7
Larceny	588	129	77	19
Motor Vehicle Theft	23	10	5	2
Arson	9	0	0	0
Simple Assault	493	327	154	23
Intimidation	119	64	27	3
Bribery	0	0	0	0
Counterfeiting/Forgery	25	12	8	0
Vandalism	350	87	25	4
Drug/Narcotics	370	324	278	50
Drug Equipment	302	267	93	15
Embezzlement	6	4	10	0
Extortion/Blackmail	0	0	0	0
Fraud	83	32	55	0
Gambling	0	0	0	0
Kidnapping	6	2	1	0
Pornography	0	0	0	0
Prostitution	2	1	0	1
Sodomy	20	13	5	2
Sexual Assault w/Object	8	6	0	2
Fondling	23	14	13	2
Incest	0	0	1	0
Statutory Rape	8	5	2	0
Stolen Property	22	15	8	2
Weapon Law Violation	26	16	6	2
<b>Total Group "A"</b>	<b>2,882</b>	<b>1,496</b>	<b>891</b>	<b>137</b>

**Total Offenses - 5 year trend**



**Total Arrests - 5 year trend**



Group "B" Arrests	Arrests	
	Adult	Juvenile
Bad Checks	5	0
Curfew/Vagrancy	0	45
Disorderly Conduct	18	7
DUI	370	3
Drunkenness	3	0
Family Offense-nonviolent	7	0
Liquor Law Violation	91	57
Peeping Tom	1	0
Runaways	0	53
Trespass	8	3
All Other Offenses	2,610	71
<b>Total Group "B"</b>	<b>3,113</b>	<b>239</b>

# Agency 2013 Crime Report



## Ada County Total

Population: 416,439

County: Ada

### Offense Overview

- Offense total 19,547
- % change from 2012 **-3.4**
- # of cleared offenses 7,931
- Percent cleared 40.6

- Group "A" Crime Rate per 100,000 population 4693.8

- Summary based reporting crime rate per 100,000 population is calculated for other state crime comparisons only. 1935.2


### Arrest Overview

- Arrest total 13,581
- % change from 2012 **-9.9**
- Adult arrest total 11,404
- Juvenile arrest total 2,177

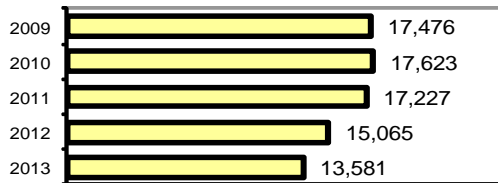
- Arrest Rate per 100,000 population 3261.2

Group "A" Offenses	Offenses		Arrests	
	# Reported	# Cleared	Adult	Juvenile
Murder	4	3	3	0
Negligent Manslaughter	1	1	1	0
Rape	142	53	16	7
Robbery	62	23	32	1
Aggravated Assault	680	461	301	30
Burglary	1,309	194	111	30
Larceny	5,506	1,280	912	386
Motor Vehicle Theft	275	56	26	9
Arson	81	25	7	20
Simple Assault	2,714	1,802	839	151
Intimidation	428	209	79	17
Bribery	0	0	1	0
Counterfeiting/Forgery	284	65	40	0
Vandalism	2,796	414	138	62
Drug/Narcotics	1,747	1,438	1,134	216
Drug Equipment	1,502	1,344	567	71
Embezzlement	38	19	24	0
Extortion/Blackmail	13	1	1	0
Fraud	1,321	168	157	5
Gambling	5	2	17	0
Kidnapping	41	25	10	1
Pornography	22	9	8	6
Prostitution	14	9	8	1
Sodomy	43	19	5	4
Sexual Assault w/Object	49	26	6	8
Fondling	126	62	31	10
Incest	4	3	2	1
Statutory Rape	26	15	15	0
Stolen Property	113	54	48	4
Weapon Law Violation	201	151	76	25
<b>Total Group "A"</b>	<b>19,547</b>	<b>7,931</b>	<b>4,615</b>	<b>1,065</b>

**Total Offenses - 5 year trend**



**Total Arrests - 5 year trend**



Group "B" Arrests	Arrests	
	Adult	Juvenile
Bad Checks	11	0
Curfew/Vagrancy	2	113
Disorderly Conduct	341	59
DUI	1,589	13
Drunkenness	99	2
Family Offense-nonviolent	51	0
Liquor Law Violation	462	155
Peeping Tom	1	1
Runaways	0	318
Trespass	176	24
All Other Offenses	4,057	427
<b>Total Group "B"</b>	<b>6,789</b>	<b>1,112</b>