

# Agency 2013 Crime Report

## Soda Springs Police Department

Population: 2,946  
County: Caribou

### Offense Overview

- Offense total 98
- % change from 2012 8.9
- # of cleared offenses 71
- Percent cleared 72.4

- Group "A" Crime Rate per 100,000 population 3326.5

- Summary based reporting crime rate per 100,000 population is calculated for other state crime comparisons only. 1493.6


### Arrest Overview

- Arrest total 112
- % change from 2012 -14.5
- Adult arrest total 104
- Juvenile arrest total 8


- Arrest Rate per 100,000 population 3801.8

Group "A" Offenses	Offenses		Arrests	
	# Reported	# Cleared	Adult	Juvenile
Murder	0	0	0	0
Negligent Manslaughter	0	0	0	0
Rape	0	0	0	0
Robbery	1	1	2	0
Aggravated Assault	13	12	4	0
Burglary	9	3	2	0
Larceny	21	9	5	0
Motor Vehicle Theft	0	0	0	0
Arson	0	0	0	0
Simple Assault	21	19	8	2
Intimidation	0	0	0	0
Bribery	0	0	0	0
Counterfeiting/Forgery	1	0	0	0
Vandalism	5	2	3	1
Drug/Narcotics	12	11	13	3
Drug Equipment	8	7	1	0
Embezzlement	0	0	0	0
Extortion/Blackmail	0	0	0	0
Fraud	0	0	0	0
Gambling	0	0	0	0
Kidnapping	1	1	1	0
Pornography	0	0	0	0
Prostitution	0	0	0	0
Sodomy	0	0	0	0
Sexual Assault w/Object	0	0	0	0
Fondling	1	1	0	0
Incest	0	0	0	0
Statutory Rape	1	1	1	0
Stolen Property	0	0	0	0
Weapon Law Violation	4	4	5	0
<b>Total Group "A"</b>	<b>98</b>	<b>71</b>	<b>45</b>	<b>6</b>

**Total Offenses - 5 year trend**



**Total Arrests - 5 year trend**



Group "B" Arrests	Arrests	
	Adult	Juvenile
Bad Checks	0	0
Curfew/Vagrancy	0	0
Disorderly Conduct	12	0
DUI	13	0
Drunkenness	0	0
Family Offense-nonviolent	3	0
Liquor Law Violation	4	0
Peeping Tom	0	0
Runaways	0	2
Trespass	1	0
All Other Offenses	26	0
<b>Total Group "B"</b>	<b>59</b>	<b>2</b>

# Agency 2013 Crime Report

## Caribou County Sheriff

Population: 3,815  
County: Caribou

### Offense Overview

- Offense total 56
- % change from 2012 **-23.3**
- # of cleared offenses 29
- Percent cleared 51.8

• Group "A" Crime Rate per 100,000 population 1467.9

• Summary based reporting crime rate per 100,000 population is calculated for other state crime comparisons only. 602.9


### Arrest Overview

- Arrest total 82
- % change from 2012 **-28.7**
- Adult arrest total 80
- Juvenile arrest total 2

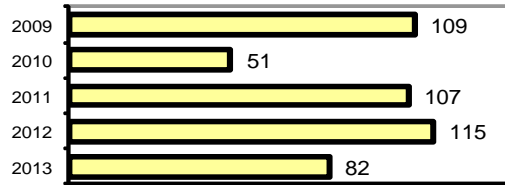
• Arrest Rate per 100,000 population 2149.4

Group "A" Offenses	Offenses		Arrests	
	# Reported	# Cleared	Adult	Juvenile
Murder	0	0	0	0
Negligent Manslaughter	0	0	0	0
Rape	0	0	0	0
Robbery	0	0	0	0
Aggravated Assault	0	0	0	0
Burglary	9	1	1	0
Larceny	13	2	2	0
Motor Vehicle Theft	1	0	0	0
Arson	0	0	0	0
Simple Assault	9	9	6	0
Intimidation	0	0	0	0
Bribery	0	0	0	0
Counterfeiting/Forgery	1	1	0	0
Vandalism	7	2	3	0
Drug/Narcotics	6	6	6	0
Drug Equipment	8	8	2	0
Embezzlement	0	0	0	0
Extortion/Blackmail	0	0	0	0
Fraud	2	0	0	0
Gambling	0	0	0	0
Kidnapping	0	0	0	0
Pornography	0	0	0	0
Prostitution	0	0	0	0
Sodomy	0	0	0	0
Sexual Assault w/Object	0	0	0	0
Fondling	0	0	0	0
Incest	0	0	0	0
Statutory Rape	0	0	0	0
Stolen Property	0	0	1	0
Weapon Law Violation	0	0	0	0
<b>Total Group "A"</b>	<b>56</b>	<b>29</b>	<b>21</b>	<b>0</b>

**Total Offenses - 5 year trend**



**Total Arrests - 5 year trend**



Group "B" Arrests	Arrests	
	Adult	Juvenile
Bad Checks	0	0
Curfew/Vagrancy	0	0
Disorderly Conduct	0	1
DUI	13	0
Drunkenness	0	0
Family Offense-nonviolent	0	0
Liquor Law Violation	8	1
Peeping Tom	0	0
Runaways	0	0
Trespass	0	0
All Other Offenses	38	0
<b>Total Group "B"</b>	<b>59</b>	<b>2</b>

# Agency 2013 Crime Report



## Caribou County Total

Population: 6,761  
County: Caribou

### Offense Overview

- Offense total 154
- % change from 2012 **-5.5**
- # of cleared offenses 100
- Percent cleared 64.9

- Group "A" Crime Rate per 100,000 population 2277.8

- Summary based reporting crime rate per 100,000 population is calculated for other state crime comparisons only. 991.0

### Arrest Overview

- Arrest total 194
- % change from 2012 **-21.1**
- Adult arrest total 184
- Juvenile arrest total 10


- Arrest Rate per 100,000 population 2869.4

Group "A" Offenses	Offenses		Arrests	
	# Reported	# Cleared	Adult	Juvenile
Murder	0	0	0	0
Negligent Manslaughter	0	0	0	0
Rape	0	0	0	0
Robbery	1	1	2	0
Aggravated Assault	13	12	4	0
Burglary	18	4	3	0
Larceny	34	11	7	0
Motor Vehicle Theft	1	0	0	0
Arson	0	0	0	0
Simple Assault	30	28	14	2
Intimidation	0	0	0	0
Bribery	0	0	0	0
Counterfeiting/Forgery	2	1	0	0
Vandalism	12	4	6	1
Drug/Narcotics	18	17	19	3
Drug Equipment	16	15	3	0
Embezzlement	0	0	0	0
Extortion/Blackmail	0	0	0	0
Fraud	2	0	0	0
Gambling	0	0	0	0
Kidnapping	1	1	1	0
Pornography	0	0	0	0
Prostitution	0	0	0	0
Sodomy	0	0	0	0
Sexual Assault w/Object	0	0	0	0
Fondling	1	1	0	0
Incest	0	0	0	0
Statutory Rape	1	1	1	0
Stolen Property	0	0	1	0
Weapon Law Violation	4	4	5	0
<b>Total Group "A"</b>	<b>154</b>	<b>100</b>	<b>66</b>	<b>6</b>

**Total Offenses - 5 year trend**



**Total Arrests - 5 year trend**



Group "B" Arrests	Arrests	
	Adult	Juvenile
Bad Checks	0	0
Curfew/Vagrancy	0	0
Disorderly Conduct	12	1
DUI	26	0
Drunkenness	0	0
Family Offense-nonviolent	3	0
Liquor Law Violation	12	1
Peeping Tom	0	0
Runaways	0	2
Trespass	1	0
All Other Offenses	64	0
<b>Total Group "B"</b>	<b>118</b>	<b>4</b>