

# Agency 2013 Crime Report



## Preston Police Department

Population: 5,128  
County: Franklin

### Offense Overview

- Offense total 113
- % change from 2012 **-31.5**
- # of cleared offenses 65
- Percent cleared 57.5

• Group "A" Crime Rate per 100,000 population 2203.6

• Summary based reporting crime rate per 100,000 population is calculated for other state crime comparisons only. 1033.5

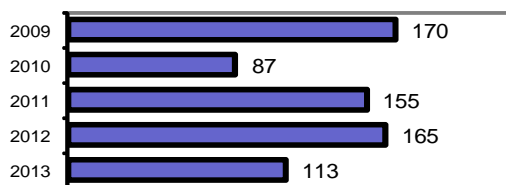
### Arrest Overview

- Arrest total 130
- % change from 2012 **-11.0**
- Adult arrest total 99
- Juvenile arrest total 31

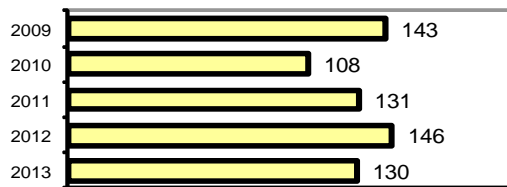
• Arrest Rate per 100,000 population 2535.1

Group "A" Offenses	Offenses		Arrests	
	# Reported	# Cleared	Adult	Juvenile
Murder	0	0	0	0
Negligent Manslaughter	0	0	0	0
Rape	0	0	0	0
Robbery	0	0	0	0
Aggravated Assault	4	4	2	2
Burglary	11	4	3	2
Larceny	36	11	5	10
Motor Vehicle Theft	2	1	1	0
Arson	0	0	0	0
Simple Assault	19	19	17	2
Intimidation	2	2	2	0
Bribery	0	0	0	0
Counterfeiting/Forgery	1	1	1	0
Vandalism	17	6	3	1
Drug/Narcotics	7	7	10	0
Drug Equipment	4	4	1	0
Embezzlement	0	0	0	0
Extortion/Blackmail	0	0	0	0
Fraud	5	1	1	1
Gambling	0	0	0	0
Kidnapping	0	0	0	0
Pornography	0	0	0	0
Prostitution	0	0	0	0
Sodomy	1	1	0	1
Sexual Assault w/Object	0	0	0	0
Fondling	2	2	1	1
Incest	0	0	0	0
Statutory Rape	1	1	1	0
Stolen Property	0	0	0	0
Weapon Law Violation	1	1	1	1
<b>Total Group "A"</b>	<b>113</b>	<b>65</b>	<b>49</b>	<b>21</b>

**Total Offenses - 5 year trend**



**Total Arrests - 5 year trend**



Group "B" Arrests	Arrests	
	Adult	Juvenile
Bad Checks	0	0
Curfew/Vagrancy	0	2
Disorderly Conduct	9	1
DUI	13	0
Drunkenness	0	0
Family Offense-nonviolent	1	0
Liquor Law Violation	5	1
Peeping Tom	0	0
Runaways	0	5
Trespass	0	0
All Other Offenses	22	1
<b>Total Group "B"</b>	<b>50</b>	<b>10</b>

# Agency 2013 Crime Report

## Franklin County Sheriff

Population: 7,720  
County: Franklin

### Offense Overview

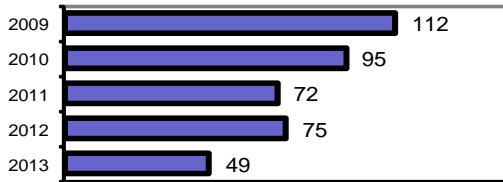
- Offense total 49
- % change from 2012 -34.7
- # of cleared offenses 21
- Percent cleared 42.9
  
- Group "A" Crime Rate per 100,000 population 634.7
  
- Summary based reporting crime rate per 100,000 population is calculated for other state crime comparisons only. 401.6

### Arrest Overview

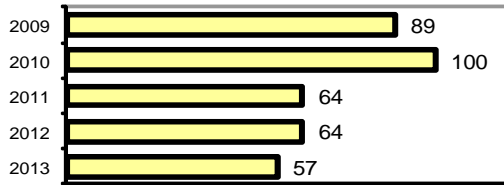
- Arrest total 57
- % change from 2012 -10.9
- Adult arrest total 53
- Juvenile arrest total 4
  
- Arrest Rate per 100,000 population 738.3

Group "A" Offenses	Offenses		Arrests	
	# Reported	# Cleared	Adult	Juvenile
Murder	0	0	0	0
Negligent Manslaughter	0	0	0	0
Rape	0	0	0	0
Robbery	0	0	0	0
Aggravated Assault	3	3	0	0
Burglary	3	2	2	0
Larceny	24	3	0	0
Motor Vehicle Theft	1	0	0	0
Arson	0	0	0	0
Simple Assault	4	4	2	0
Intimidation	0	0	0	0
Bribery	0	0	0	0
Counterfeiting/Forgery	0	0	0	0
Vandalism	1	1	1	0
Drug/Narcotics	4	4	3	0
Drug Equipment	1	1	2	0
Embezzlement	0	0	0	0
Extortion/Blackmail	0	0	0	0
Fraud	1	0	1	0
Gambling	0	0	0	0
Kidnapping	0	0	0	0
Pornography	0	0	0	0
Prostitution	0	0	0	0
Sodomy	0	0	1	0
Sexual Assault w/Object	0	0	0	0
Fondling	7	3	2	0
Incest	0	0	0	0
Statutory Rape	0	0	0	0
Stolen Property	0	0	0	0
Weapon Law Violation	0	0	0	0
<b>Total Group "A"</b>	<b>49</b>	<b>21</b>	<b>14</b>	<b>0</b>

**Total Offenses - 5 year trend**



**Total Arrests - 5 year trend**



Group "B" Arrests	Arrests	
	Adult	Juvenile
Bad Checks	0	0
Curfew/Vagrancy	0	0
Disorderly Conduct	0	0
DUI	28	0
Drunkenness	0	0
Family Offense-nonviolent	0	0
Liquor Law Violation	11	4
Peeping Tom	0	0
Runaways	0	0
Trespass	0	0
All Other Offenses	0	0
<b>Total Group "B"</b>	<b>39</b>	<b>4</b>

# Agency 2013 Crime Report

## Franklin County Total

Population: 12,848  
County: Franklin

### Offense Overview

- Offense total 162
- % change from 2012 **-32.5**
- # of cleared offenses 86
- Percent cleared 53.1

• Group "A" Crime Rate per 100,000 population 1260.9

• Summary based reporting crime rate per 100,000 population is calculated for other state crime comparisons only. 653.8

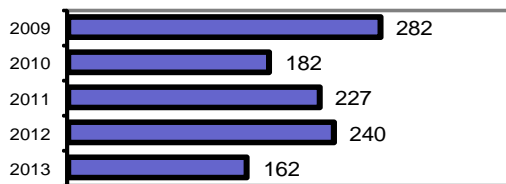
### Arrest Overview

- Arrest total 187
- % change from 2012 **-11.0**
- Adult arrest total 152
- Juvenile arrest total 35

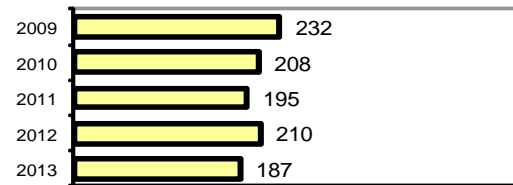
• Arrest Rate per 100,000 population 1455.5

Group "A" Offenses	Offenses		Arrests	
	# Reported	# Cleared	Adult	Juvenile
Murder	0	0	0	0
Negligent Manslaughter	0	0	0	0
Rape	0	0	0	0
Robbery	0	0	0	0
Aggravated Assault	7	7	2	2
Burglary	14	6	5	2
Larceny	60	14	5	10
Motor Vehicle Theft	3	1	1	0
Arson	0	0	0	0
Simple Assault	23	23	19	2
Intimidation	2	2	2	0
Bribery	0	0	0	0
Counterfeiting/Forgery	1	1	1	0
Vandalism	18	7	4	1
Drug/Narcotics	11	11	13	0
Drug Equipment	5	5	3	0
Embezzlement	0	0	0	0
Extortion/Blackmail	0	0	0	0
Fraud	6	1	2	1
Gambling	0	0	0	0
Kidnapping	0	0	0	0
Pornography	0	0	0	0
Prostitution	0	0	0	0
Sodomy	1	1	1	1
Sexual Assault w/Object	0	0	0	0
Fondling	9	5	3	1
Incest	0	0	0	0
Statutory Rape	1	1	1	0
Stolen Property	0	0	0	0
Weapon Law Violation	1	1	1	1
<b>Total Group "A"</b>	<b>162</b>	<b>86</b>	<b>63</b>	<b>21</b>

**Total Offenses - 5 year trend**



**Total Arrests - 5 year trend**



Group "B" Arrests	Arrests	
	Adult	Juvenile
Bad Checks	0	0
Curfew/Vagrancy	0	2
Disorderly Conduct	9	1
DUI	41	0
Drunkenness	0	0
Family Offense-nonviolent	1	0
Liquor Law Violation	16	5
Peeping Tom	0	0
Runaways	0	5
Trespass	0	0
All Other Offenses	22	1
<b>Total Group "B"</b>	<b>89</b>	<b>14</b>