

Agency 2013 Crime Report

Rexburg Police Department

Population: 26,298
County: Madison

Offense Overview

- Offense total 442
- % change from 2012 **-0.9**
- # of cleared offenses 208
- Percent cleared 47.1

- Group "A" Crime Rate per 100,000 population 1680.7

- Summary based reporting crime rate per 100,000 population is calculated for other state crime comparisons only. 768.1

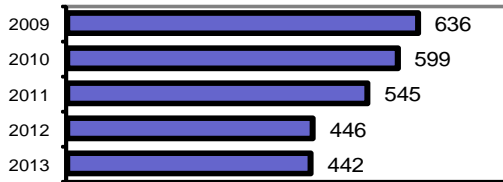
Arrest Overview

- Arrest total 339
- % change from 2012 5.9
- Adult arrest total 289
- Juvenile arrest total 50

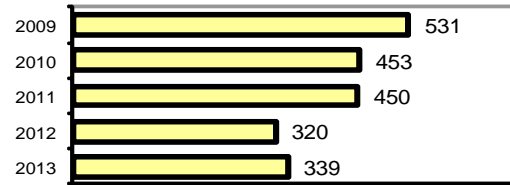
- Arrest Rate per 100,000 population 1289.1

Group "A" Offenses	Offenses		Arrests	
	# Reported	# Cleared	Adult	Juvenile
Murder	0	0	0	0
Negligent Manslaughter	0	0	0	0
Rape	0	0	0	0
Robbery	0	0	0	0
Aggravated Assault	7	6	4	1
Burglary	29	6	4	3
Larceny	160	44	19	6
Motor Vehicle Theft	6	1	0	3
Arson	0	0	0	0
Simple Assault	18	18	12	3
Intimidation	1	0	0	0
Bribery	0	0	0	0
Counterfeiting/Forgery	2	1	2	0
Vandalism	72	15	10	7
Drug/Narcotics	60	51	51	6
Drug Equipment	43	42	11	1
Embezzlement	4	4	1	0
Extortion/Blackmail	1	1	0	0
Fraud	21	2	1	0
Gambling	0	0	0	0
Kidnapping	0	0	0	0
Pornography	0	0	0	0
Prostitution	0	0	0	0
Sodomy	0	0	0	0
Sexual Assault w/Object	0	0	0	0
Fondling	5	4	0	1
Incest	0	0	0	0
Statutory Rape	0	0	1	0
Stolen Property	3	3	2	0
Weapon Law Violation	10	10	3	2
Total Group "A"	442	208	121	33

Total Offenses - 5 year trend



Total Arrests - 5 year trend



Group "B" Arrests	Arrests	
	Adult	Juvenile
Bad Checks	1	0
Curfew/Vagrancy	0	0
Disorderly Conduct	0	0
DUI	12	1
Drunkenness	3	0
Family Offense-nonviolent	1	0
Liquor Law Violation	26	3
Peeping Tom	0	0
Runaways	0	2
Trespass	5	0
All Other Offenses	120	11
Total Group "B"	168	17

Agency 2013 Crime Report

Madison County Sheriff

Population: 11,299
County: Madison

Offense Overview

- Offense total 290
- % change from 2012 **-1.4**
- # of cleared offenses 138
- Percent cleared 47.6

• Group "A" Crime Rate per 100,000 population 2566.6

• Summary based reporting crime rate per 100,000 population is calculated for other state crime comparisons only. 911.6


Arrest Overview

- Arrest total 193
- % change from 2012 **-3.0**
- Adult arrest total 181
- Juvenile arrest total 12

• Arrest Rate per 100,000 population 1708.1

Group "A" Offenses	Offenses		Arrests	
	# Reported	# Cleared	Adult	Juvenile
Murder	0	0	0	0
Negligent Manslaughter	0	0	0	0
Rape	7	2	0	0
Robbery	0	0	0	0
Aggravated Assault	6	6	5	0
Burglary	13	5	1	0
Larceny	73	10	0	1
Motor Vehicle Theft	3	1	1	0
Arson	1	0	0	0
Simple Assault	27	22	10	0
Intimidation	4	2	0	0
Bribery	0	0	0	0
Counterfeiting/Forgery	2	0	0	0
Vandalism	30	3	1	0
Drug/Narcotics	46	38	50	5
Drug Equipment	32	29	5	1
Embezzlement	1	1	1	0
Extortion/Blackmail	0	0	0	0
Fraud	22	1	0	0
Gambling	0	0	0	0
Kidnapping	1	1	0	0
Pornography	2	2	1	0
Prostitution	0	0	0	0
Sodomy	1	1	0	0
Sexual Assault w/Object	0	0	0	0
Fondling	10	6	1	1
Incest	0	0	0	0
Statutory Rape	0	0	0	0
Stolen Property	1	1	0	0
Weapon Law Violation	8	7	5	0
Total Group "A"	290	138	81	8

Total Offenses - 5 year trend



Total Arrests - 5 year trend



Group "B" Arrests	Arrests	
	Adult	Juvenile
Bad Checks	0	0
Curfew/Vagrancy	0	0
Disorderly Conduct	0	0
DUI	23	1
Drunkenness	0	0
Family Offense-nonviolent	1	0
Liquor Law Violation	14	2
Peeping Tom	0	0
Runaways	0	0
Trespass	12	0
All Other Offenses	50	1
Total Group "B"	100	4

Agency 2013 Crime Report

Madison County Total

Population: 37,597
County: Madison

Offense Overview

- Offense total 732
- % change from 2012 -1.1
- # of cleared offenses 346
- Percent cleared 47.3

• Group "A" Crime Rate per 100,000 population 1947.0

• Summary based reporting crime rate per 100,000 population is calculated for other state crime comparisons only. 811.2

Arrest Overview

- Arrest total 532
- % change from 2012 2.5
- Adult arrest total 470
- Juvenile arrest total 62


• Arrest Rate per 100,000 population 1415.0

Group "A" Offenses	Offenses		Arrests	
	# Reported	# Cleared	Adult	Juvenile
Murder	0	0	0	0
Negligent Manslaughter	0	0	0	0
Rape	7	2	0	0
Robbery	0	0	0	0
Aggravated Assault	13	12	9	1
Burglary	42	11	5	3
Larceny	233	54	19	7
Motor Vehicle Theft	9	2	1	3
Arson	1	0	0	0
Simple Assault	45	40	22	3
Intimidation	5	2	0	0
Bribery	0	0	0	0
Counterfeiting/Forgery	4	1	2	0
Vandalism	102	18	11	7
Drug/Narcotics	106	89	101	11
Drug Equipment	75	71	16	2
Embezzlement	5	5	2	0
Extortion/Blackmail	1	1	0	0
Fraud	43	3	1	0
Gambling	0	0	0	0
Kidnapping	1	1	0	0
Pornography	2	2	1	0
Prostitution	0	0	0	0
Sodomy	1	1	0	0
Sexual Assault w/Object	0	0	0	0
Fondling	15	10	1	2
Incest	0	0	0	0
Statutory Rape	0	0	1	0
Stolen Property	4	4	2	0
Weapon Law Violation	18	17	8	2
Total Group "A"	732	346	202	41

Total Offenses - 5 year trend



Total Arrests - 5 year trend



Group "B" Arrests	Arrests	
	Adult	Juvenile
Bad Checks	1	0
Curfew/Vagrancy	0	0
Disorderly Conduct	0	0
DUI	35	2
Drunkenness	3	0
Family Offense-nonviolent	2	0
Liquor Law Violation	40	5
Peeping Tom	0	0
Runaways	0	2
Trespass	17	0
All Other Offenses	170	12
Total Group "B"	268	21