

Agency 2014 Crime Report

Aberdeen Police Department

Population: 1,944
County: Bingham

Offense Overview

- Offense total 38
- % change from 2013 11.8
- # of cleared offenses 6
- Percent cleared 15.8

• Group "A" Crime Rate per 100,000 population 1954.7

• Summary based reporting crime rate per 100,000 population is calculated for other state crime comparisons only. 668.7

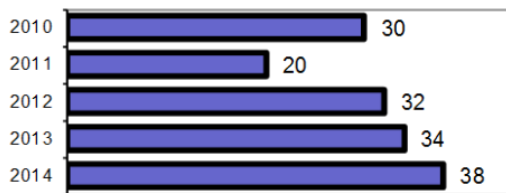
Arrest Overview

- Arrest total 10
- % change from 2013 -41.2
- Adult arrest total 9
- Juvenile arrest total 1

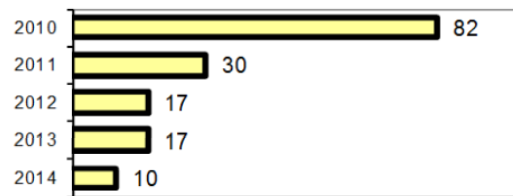
• Arrest Rate per 100,000 population 514.4

Group "A" Offenses	Offenses		Arrests	
	# Reported	# Cleared	Adult	Juvenile
Murder	0	0	0	0
Negligent Manslaughter	0	0	0	0
Rape	0	0	0	0
Robbery	0	0	0	0
Aggravated Assault	1	1	1	0
Burglary	0	0	0	0
Larceny	8	2	2	1
Motor Vehicle Theft	4	0	0	0
Arson	0	0	0	0
Simple Assault	8	2	1	0
Intimidation	0	0	0	0
Bribery	0	0	0	0
Counterfeiting/Forgery	0	0	0	0
Vandalism	16	0	0	0
Drug/Narcotics	0	0	0	0
Drug Equipment	0	0	0	0
Embezzlement	0	0	0	0
Extortion/Blackmail	0	0	0	0
Fraud	1	1	0	0
Gambling	0	0	0	0
Kidnapping	0	0	0	0
Pornography	0	0	0	0
Prostitution	0	0	0	0
Sodomy	0	0	0	0
Sexual Assault w/Object	0	0	0	0
Fondling	0	0	0	0
Incest	0	0	0	0
Statutory Rape	0	0	0	0
Stolen Property	0	0	0	0
Weapon Law Violation	0	0	0	0
Total Group "A"	38	6	4	1

Total Offenses - 5 year trend



Total Arrests - 5 year trend



Group "B" Arrests	Arrests	
	Adult	Juvenile
Bad Checks	0	0
Curfew/Vagrancy	0	0
Disorderly Conduct	2	0
DUI	1	0
Drunkness	0	0
Family Offense-nonviolent	0	0
Liquor Law Violation	2	0
Peeping Tom	0	0
Runaways	0	0
Trespass	0	0
All Other Offenses	0	0
Total Group "B"	5	0

Agency 2014 Crime Report


Blackfoot Police Department

Population: 11,833
County: Bingham

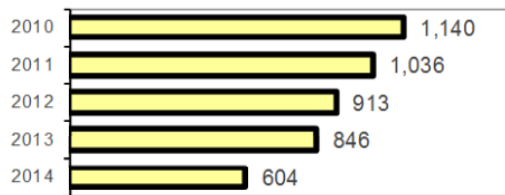
	Offenses		Arrests	
	# Reported	# Cleared	Adult	Juvenile
Group "A" Offenses				
Murder	0	0	0	0
Negligent Manslaughter	0	0	0	0
Rape	8	2	0	0
Robbery	1	1	1	0
Aggravated Assault	14	13	7	0
Burglary	72	30	28	3
Larceny	239	95	37	21
Motor Vehicle Theft	11	5	2	2
Arson	1	0	0	0
Simple Assault	215	188	72	20
Intimidation	7	5	2	1
Bribery	0	0	0	0
Counterfeiting/Forgery	4	1	1	0
Vandalism	118	28	11	2
Drug/Narcotics	114	93	65	14
Drug Equipment	117	97	33	9
Embezzlement	1	0	0	0
Extortion/Blackmail	0	0	0	0
Fraud	33	11	1	2
Gambling	0	0	0	0
Kidnapping	1	1	1	0
Pornography	3	1	0	0
Prostitution	0	0	0	0
Sodomy	0	0	0	0
Sexual Assault w/Object	0	0	0	0
Fondling	7	5	1	2
Incest	0	0	0	0
Statutory Rape	0	0	0	0
Stolen Property	3	0	0	0
Weapon Law Violation	5	2	1	0
Total Group "A"	974	578	263	76

<p>Offense Overview</p> <ul style="list-style-type: none"> • Offense total 974 • % change from 2013 -26.4 • # of cleared offenses 578 • Percent cleared 59.3 <ul style="list-style-type: none"> • Group "A" Crime Rate per 100,000 population 8231.2 <ul style="list-style-type: none"> • Summary based reporting crime rate per 100,000 population is calculated for other state crime comparisons only. 2924.0 	<p>Arrest Overview</p> <ul style="list-style-type: none"> • Arrest total 604 • % change from 2013 -28.6 • Adult arrest total 435 • Juvenile arrest total 169 <ul style="list-style-type: none"> • Arrest Rate per 100,000 population 5104.4 	
---	---	--

Total Offenses - 5 year trend



Total Arrests - 5 year trend



Group "B" Arrests	Arrests	
	Adult	Juvenile
Bad Checks	0	0
Curfew/Vagrancy	0	0
Disorderly Conduct	31	10
DUI	46	0
Drunkness	5	0
Family Offense-nonviolent	3	0
Liquor Law Violation	26	8
Peeping Tom	0	0
Runaways	0	21
Trespass	12	6
All Other Offenses	49	48
Total Group "B"	172	93

Agency 2014 Crime Report

Shelley Police Department

Population: 4,389
County: Bingham

Offense Overview

- Offense total 150
- % change from 2013 14.5
- # of cleared offenses 71
- Percent cleared 47.3

• Group "A" Crime Rate per 100,000 population 3417.6

• Summary based reporting crime rate per 100,000 population is calculated for other state crime comparisons only. 1207.6

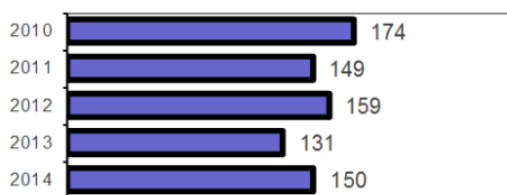
Arrest Overview

- Arrest total 90
- % change from 2013 -12.6
- Adult arrest total 64
- Juvenile arrest total 26

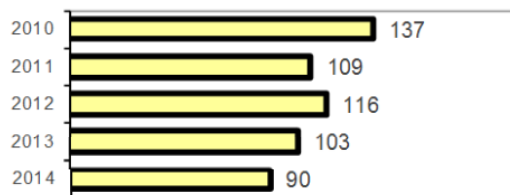
• Arrest Rate per 100,000 population 2050.6

Group "A" Offenses	Offenses		Arrests	
	# Reported	# Cleared	Adult	Juvenile
Murder	0	0	0	0
Negligent Manslaughter	0	0	0	0
Rape	1	0	0	0
Robbery	0	0	0	0
Aggravated Assault	0	0	0	0
Burglary	10	1	0	0
Larceny	39	2	1	0
Motor Vehicle Theft	3	2	1	1
Ars on	0	0	0	0
Simple Assault	25	19	9	1
Intimidation	3	0	0	0
Bribery	0	0	0	0
Counterfeiting/Forgery	0	0	0	0
Vandalism	19	3	0	1
Drug/Narcotics	22	21	14	5
Drug Equipment	21	20	6	2
Embezzlement	0	0	0	0
Extortion/Blackmail	0	0	0	0
Fraud	2	0	0	0
Gambling	0	0	0	0
Kidnapping	1	1	0	0
Pornography	0	0	0	0
Prostitution	0	0	0	0
Sodomy	0	0	0	0
Sexual Assault w/Object	0	0	0	0
Fondling	0	0	0	0
Incest	0	0	0	0
Statutory Rape	0	0	0	0
Stolen Property	0	0	0	0
Weapon Law Violation	4	2	1	0
Total Group "A"	150	71	32	10

Total Offenses - 5 year trend



Total Arrests - 5 year trend



Group "B" Arrests	Arrests	
	Adult	Juvenile
Bad Checks	3	0
Curfew/Vagrancy	0	0
Disorderly Conduct	8	1
DUI	4	0
Drunkness	0	0
Family Offense-nonviolent	0	0
Liquor Law Violation	7	5
Peeping Tom	0	0
Runaways	0	3
Trespass	1	0
All Other Offenses	9	7
Total Group "B"	32	16

Agency 2014 Crime Report

Bingham County Sheriff

Population: 27,802
County: Bingham

Offense Overview

- Offense total 713
- % change from 2013 -0.6
- # of cleared offenses 351
- Percent cleared 49.2

- Group "A" Crime Rate per 100,000 population 2564.6

- Summary based reporting crime rate per 100,000 population is calculated for other state crime comparisons only. 892.0

Arrest Overview

- Arrest total 494
- % change from 2013 11.8
- Adult arrest total 397
- Juvenile arrest total 97

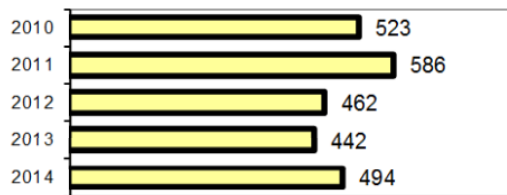
- Arrest Rate per 100,000 population 1776.9

Group "A" Offenses	Offenses		Arrests	
	# Reported	# Cleared	Adult	Juvenile
Murder	1	0	0	0
Negligent Manslaughter	0	0	0	0
Rape	5	4	1	0
Robbery	2	1	0	0
Aggravated Assault	13	12	7	2
Burglary	70	16	6	0
Larceny	143	29	14	8
Motor Vehicle Theft	13	3	0	2
Arson	1	0	0	0
Simple Assault	142	113	60	3
Intimidation	4	2	2	0
Bribery	0	0	0	0
Counterfeiting/Forgery	4	1	0	0
Vandalism	93	17	9	7
Drug/Narcotics	100	71	60	10
Drug Equipment	67	59	17	3
Embezzlement	1	0	0	0
Extortion/Blackmail	0	0	0	0
Fraud	16	5	0	1
Gambling	0	0	0	0
Kidnapping	1	0	0	0
Pornography	2	1	0	1
Prostitution	0	0	0	0
Sodomy	0	0	0	0
Sexual Assault w/Object	0	0	0	0
Fondling	18	11	2	2
Incest	0	0	0	0
Statutory Rape	0	0	0	0
Stolen Property	7	4	5	2
Weapon Law Violation	10	2	3	0
Total Group "A"	713	351	186	41

Total Offenses - 5 year trend



Total Arrests - 5 year trend



Group "B" Arrests	Arrests	
	Adult	Juvenile
Bad Checks	4	0
Curfew/Vagrancy	0	0
Disorderly Conduct	13	4
DUI	92	1
Drunkness	2	0
Family Offense-nonviolent	3	0
Liquor Law Violation	36	28
Peeping Tom	0	0
Runaways	0	14
Trespass	21	0
All Other Offenses	40	9
Total Group "B"	211	56

Agency 2014 Crime Report

Bingham County Total

Population: 45,968
County: Bingham

Offense Overview

- Offense total 1,875
- % change from 2013 **-15.0**
- # of cleared offenses 1,006
- Percent cleared 53.7

• Group "A" Crime Rate per 100,000 population 4078.9

• Summary based reporting crime rate per 100,000 population is calculated for other state crime comparisons only. 1435.8


Arrest Overview

- Arrest total 1,198
- % change from 2013 **-14.9**
- Adult arrest total 905
- Juvenile arrest total 293


• Arrest Rate per 100,000 population 2606.2

Group "A" Offenses	Offenses		Arrests	
	# Reported	# Cleared	Adult	Juvenile
Murder	1	0	0	0
Negligent Manslaughter	0	0	0	0
Rape	14	6	1	0
Robbery	3	2	1	0
Aggravated Assault	28	26	15	2
Burglary	152	47	34	3
Larceny	429	128	54	30
Motor Vehicle Theft	31	10	3	5
Ars on	2	0	0	0
Simple Assault	390	322	142	24
Intimidation	14	7	4	1
Bribery	0	0	0	0
Counterfeiting/Forgery	8	2	1	0
Vandalism	246	48	20	10
Drug/Narcotics	236	185	139	29
Drug Equipment	205	176	56	14
Embezzlement	2	0	0	0
Extortion/Blackmail	0	0	0	0
Fraud	52	17	1	3
Gambling	0	0	0	0
Kidnapping	3	2	1	0
Pornography	5	2	0	1
Prostitution	0	0	0	0
Sodomy	0	0	0	0
Sexual Assault w/Object	0	0	0	0
Fondling	25	16	3	4
Incest	0	0	0	0
Statutory Rape	0	0	0	0
Stolen Property	10	4	5	2
Weapon Law Violation	19	6	5	0
Total Group "A"	1,875	1,006	485	128

Total Offenses - 5 year trend



Total Arrests - 5 year trend



Group "B" Arrests	Arrests	
	Adult	Juvenile
Bad Checks	7	0
Curfew/Vagrancy	0	0
Disorderly Conduct	54	15
DUI	143	1
Drunkenness	7	0
Family Offense-nonviolent	6	0
Liquor Law Violation	71	41
Peeping Tom	0	0
Runaways	0	38
Trespass	34	6
All Other Offenses	98	64
Total Group "B"	420	165