

# Agency 2014 Crime Report

## Soda Springs Police Department

Population: 2,954  
County: Caribou

### Offense Overview

- Offense total 87
- % change from 2013 -11.2
- # of cleared offenses 72
- Percent cleared 82.8

• Group "A" Crime Rate per 100,000 population 2945.2

• Summary based reporting crime rate per 100,000 population is calculated for other state crime comparisons only. 981.7


### Arrest Overview

- Arrest total 129
- % change from 2013 15.2
- Adult arrest total 120
- Juvenile arrest total 9

• Arrest Rate per 100,000 population 4367.0

Group "A" Offenses	Offenses		Arrests	
	# Reported	# Cleared	Adult	Juvenile
Murder	0	0	0	0
Negligent Manslaughter	0	0	0	0
Rape	0	0	0	0
Robbery	0	0	0	0
Aggravated Assault	1	1	1	0
Burglary	11	7	1	0
Larceny	16	9	7	1
Motor Vehicle Theft	1	1	0	0
Arson	0	0	0	0
Simple Assault	6	6	5	0
Intimidation	0	0	0	0
Bribery	0	0	0	0
Counterfeiting/Forgery	2	2	0	0
Vandalism	6	2	0	1
Drug/Narcotics	24	24	25	1
Drug Equipment	14	14	7	2
Embezzlement	0	0	0	0
Extortion/Blackmail	0	0	0	0
Fraud	0	0	0	0
Gambling	0	0	0	0
Kidnapping	0	0	0	0
Pornography	0	0	0	0
Prostitution	0	0	0	0
Sodomy	0	0	0	0
Sexual Assault w/Object	0	0	0	0
Fondling	2	2	1	0
Incest	0	0	0	0
Statutory Rape	0	0	0	0
Stolen Property	1	1	1	1
Weapon Law Violation	3	3	2	0
<b>Total Group "A"</b>	<b>87</b>	<b>72</b>	<b>50</b>	<b>6</b>

Total Offenses - 5 year trend



Total Arrests - 5 year trend



Group "B" Arrests	Arrests	
	Adult	Juvenile
Bad Checks	0	0
Curfew/Vagrancy	0	0
Disorderly Conduct	10	0
DUI	10	0
Drunkness	2	0
Family Offense-nonviolent	1	0
Liquor Law Violation	5	0
Peeping Tom	0	0
Runaways	0	0
Trespass	4	0
All Other Offenses	38	3
<b>Total Group "B"</b>	<b>70</b>	<b>3</b>

# Agency 2014 Crime Report

## Caribou County Sheriff

Population: 4,755  
County: Caribou

### Offense Overview

- Offense total 65
- % change from 2013 -11.0
- # of cleared offenses 39
- Percent cleared 60.0

• Group "A" Crime Rate per 100,000 population 1367.0

• Summary based reporting crime rate per 100,000 population is calculated for other state crime comparisons only. 441.6


### Arrest Overview

- Arrest total 127
- % change from 2013 10.4
- Adult arrest total 122
- Juvenile arrest total 5

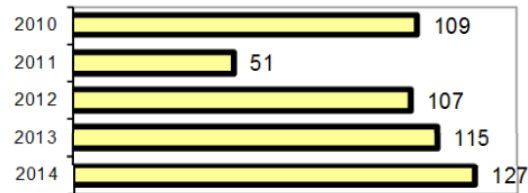
• Arrest Rate per 100,000 population 2670.9

Group "A" Offenses	Offenses		Arrests	
	# Reported	# Cleared	Adult	Juvenile
Murder	0	0	0	0
Negligent Manslaughter	0	0	0	0
Rape	0	0	0	0
Robbery	0	0	0	0
Aggravated Assault	0	0	0	0
Burglary	5	0	0	0
Larceny	16	3	1	0
Motor Vehicle Theft	0	0	0	0
Ars on	0	0	0	0
Simple Assault	12	12	10	1
Intimidation	0	0	0	0
Bribery	0	0	0	0
Counterfeiting/Forgery	0	0	0	0
Vandalism	7	1	0	0
Drug/Narcotics	9	9	5	1
Drug Equipment	7	7	0	0
Embezzlement	0	0	0	0
Extortion/Blackmail	0	0	0	0
Fraud	2	1	0	0
Gambling	0	0	0	0
Kidnapping	0	0	0	0
Pornography	1	1	0	0
Prostitution	0	0	0	0
Sodomy	0	0	0	0
Sexual Assault w/Object	0	0	0	0
Fondling	5	4	2	0
Incest	0	0	0	0
Statutory Rape	0	0	0	0
Stolen Property	0	0	0	0
Weapon Law Violation	1	1	0	0
<b>Total Group "A"</b>	<b>65</b>	<b>39</b>	<b>18</b>	<b>2</b>

Total Offenses - 5 year trend



Total Arrests - 5 year trend



Group "B" Arrests	Arrests	
	Adult	Juvenile
Bad Checks	0	0
Curfew/Vagrancy	0	0
Disorderly Conduct	10	0
DUI	7	0
Drunkness	0	0
Family Offense-nonviolent	0	0
Liquor Law Violation	12	2
Peeping Tom	0	0
Runaways	0	0
Trespass	7	0
All Other Offenses	68	1
<b>Total Group "B"</b>	<b>104</b>	<b>3</b>

# Agency 2014 Crime Report

## Caribou County Total

Population: 7,709  
County: Caribou

### Offense Overview

- Offense total 152
- % change from 2013 -1.3
- # of cleared offenses 111
- Percent cleared 73.0

- Group "A" Crime Rate per 100,000 population 1971.7

- Summary based reporting crime rate per 100,000 population is calculated for other state crime comparisons only. 648.6


### Arrest Overview

- Arrest total 256
- % change from 2013 32.0
- Adult arrest total 242
- Juvenile arrest total 14

- Arrest Rate per 100,000 population 3320.8

Group "A" Offenses	Offenses		Arrests	
	# Reported	# Cleared	Adult	Juvenile
Murder	0	0	0	0
Negligent Manslaughter	0	0	0	0
Rape	0	0	0	0
Robbery	0	0	0	0
Aggravated Assault	1	1	1	0
Burglary	16	7	1	0
Larceny	32	12	8	1
Motor Vehicle Theft	1	1	0	0
Arson	0	0	0	0
Simple Assault	18	18	15	1
Intimidation	0	0	0	0
Bribery	0	0	0	0
Counterfeiting/Forgery	2	2	0	0
Vandalism	13	3	0	1
Drug/Narcotics	33	33	30	2
Drug Equipment	21	21	7	2
Embezzlement	0	0	0	0
Extortion/Blackmail	0	0	0	0
Fraud	2	1	0	0
Gambling	0	0	0	0
Kidnapping	0	0	0	0
Pornography	1	1	0	0
Prostitution	0	0	0	0
Sodomy	0	0	0	0
Sexual Assault w/Object	0	0	0	0
Fondling	7	6	3	0
Incest	0	0	0	0
Statutory Rape	0	0	0	0
Stolen Property	1	1	1	1
Weapon Law Violation	4	4	2	0
Total Group "A"	152	111	68	8

Total Offenses - 5 year trend



Total Arrests - 5 year trend



Group "B" Arrests	Arrests	
	Adult	Juvenile
Bad Checks	0	0
Curfew/Vagrancy	0	0
Disorderly Conduct	20	0
DUI	17	0
Drunkness	2	0
Family Offense-nonviolent	1	0
Liquor Law Violation	17	2
Peeping Tom	0	0
Runaways	0	0
Trespass	11	0
All Other Offenses	106	4
Total Group "B"	174	6