

Agency 2014 Crime Report

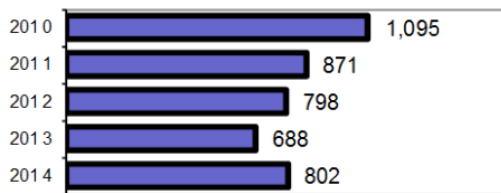
Mountain Home Police Department

Population: 13,695
County: Elmore

- Offense Overview**
- Offense total 802
 - % change from 2013 16.6
 - # of cleared offenses 263
 - Percent cleared 32.8
- Group "A" Crime Rate per 100,000 population 5856.2
- Summary based reporting crime rate per 100,000 population is calculated for other state crime comparisons only. 2183.3
- Arrest Overview**
- Arrest total 496
 - % change from 2013 -17.9
 - Adult arrest total 425
 - Juvenile arrest total 71
- Arrest Rate per 100,000 population 3621.8

Group "A" Offenses	Offenses		Arrests	
	# Reported	# Cleared	Adult	Juvenile
Murder	0	0	0	0
Negligent Manslaughter	0	0	0	0
Rape	13	6	2	0
Robbery	0	0	0	0
Aggravated Assault	33	23	19	1
Burglary	43	3	4	4
Larceny	201	29	15	8
Motor Vehicle Theft	6	0	0	0
Arson	3	1	1	0
Simple Assault	171	102	61	2
Intimidation	18	6	1	0
Bribery	0	0	0	0
Counterfeiting/Forgery	7	0	0	0
Vandalism	108	20	10	2
Drug/Narcotics	42	23	16	2
Drug Equipment	36	25	11	2
Embezzlement	0	0	0	0
Extortion/Blackmail	0	0	0	0
Fraud	73	0	0	0
Gambling	0	0	0	0
Kidnapping	3	2	0	1
Pornography	1	0	0	0
Prostitution	0	0	0	0
Sodomy	0	0	0	0
Sexual Assault w/Object	1	1	0	0
Fondling	19	7	4	0
Incest	0	0	0	0
Statutory Rape	8	4	5	0
Stolen Property	9	5	3	0
Weapon Law Violation	7	6	1	0
Total Group "A"	802	263	153	22

Total Offenses - 5 year trend



Total Arrests - 5 year trend



Group "B" Arrests	Arrests	
	Adult	Juvenile
Bad Checks	0	0
Curfew/Vagrancy	0	9
Disorderly Conduct	6	0
DUI	46	0
Drunkness	0	0
Family Offense-nonviolent	0	0
Liquor Law Violation	16	5
Peeping Tom	0	0
Runaways	0	10
Trespass	5	0
All Other Offenses	199	25
Total Group "B"	272	49

Agency 2014 Crime Report

Elmore County Sheriff

Population: 13,671
County: Elmore

Offense Overview

- Offense total 224
- % change from 2013 **-3.9**
- # of cleared offenses 102
- Percent cleared 45.5

• Group "A" Crime Rate per 100,000 population 1638.5

• Summary based reporting crime rate per 100,000 population is calculated for other state crime comparisons only. 526.7


Arrest Overview

- Arrest total 181
- % change from 2013 14.6
- Adult arrest total 174
- Juvenile arrest total 7

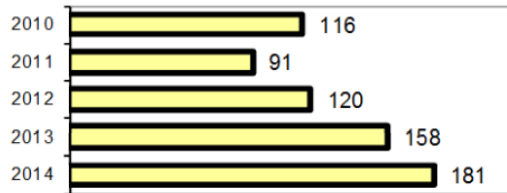
• Arrest Rate per 100,000 population 1324.0

Group "A" Offenses	Offenses		Arrests	
	# Reported	# Cleared	Adult	Juvenile
Murder	0	0	0	0
Negligent Manslaughter	0	0	0	0
Rape	2	1	0	0
Robbery	0	0	0	0
Aggravated Assault	8	6	2	0
Burglary	13	2	0	0
Larceny	45	3	2	0
Motor Vehicle Theft	4	2	1	0
Arson	0	0	0	0
Simple Assault	38	28	19	1
Intimidation	9	2	1	0
Bribery	0	0	0	0
Counterfeiting/Forgery	1	0	0	0
Vandalism	26	2	1	0
Drug/Narcotics	36	32	31	0
Drug Equipment	17	14	3	0
Embezzlement	0	0	0	0
Extortion/Blackmail	0	0	0	0
Fraud	9	1	1	0
Gambling	0	0	0	0
Kidnapping	3	1	0	0
Pornography	1	1	0	0
Prostitution	0	0	0	0
Sodomy	0	0	0	0
Sexual Assault w/Object	1	0	0	0
Fondling	3	2	0	0
Incest	0	0	0	0
Statutory Rape	3	1	1	0
Stolen Property	1	1	1	0
Weapon Law Violation	4	3	1	0
Total Group "A"	224	102	64	1

Total Offenses - 5 year trend



Total Arrests - 5 year trend



Group "B" Arrests	Arrests	
	Adult	Juvenile
Bad Checks	1	0
Curfew/Vagrancy	0	0
Disorderly Conduct	5	0
DUI	25	0
Drunkness	0	0
Family Offense-nonviolent	5	0
Liquor Law Violation	5	0
Peeping Tom	0	0
Runaways	0	4
Trespass	5	0
All Other Offenses	64	2
Total Group "B"	110	6

Agency 2014 Crime Report

Elmore County Total

Population: 27,366
County: Elmore

- Offense Overview**
- Offense total 1,026
 - % change from 2013 11.4
 - # of cleared offenses 365
 - Percent cleared 35.6

• Group "A" Crime Rate per 100,000 population 3749.2

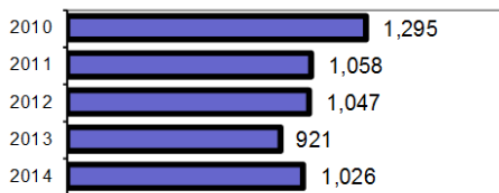
• Summary based reporting crime rate per 100,000 population is calculated for other state crime comparisons only. 1355.7

- Arrest Overview**
- Arrest total 677
 - % change from 2013 -11.2
 - Adult arrest total 599
 - Juvenile arrest total 78

• Arrest Rate per 100,000 population 2473.9

Group "A" Offenses	Offenses		Arrests	
	# Reported	# Cleared	Adult	Juvenile
Murder	0	0	0	0
Negligent Manslaughter	0	0	0	0
Rape	15	7	2	0
Robbery	0	0	0	0
Aggravated Assault	41	29	21	1
Burglary	58	5	4	4
Larceny	246	32	17	8
Motor Vehicle Theft	10	2	1	0
Arson	3	1	1	0
Simple Assault	209	130	80	3
Intimidation	27	8	2	0
Bribery	0	0	0	0
Counterfeiting/Forgery	8	0	0	0
Vandalism	134	22	11	2
Drug/Narcotics	78	55	47	2
Drug Equipment	53	39	14	2
Embezzlement	0	0	0	0
Extortion/Blackmail	0	0	0	0
Fraud	82	1	1	0
Gambling	0	0	0	0
Kidnapping	6	3	0	1
Pornography	2	1	0	0
Prostitution	0	0	0	0
Sodomy	0	0	0	0
Sexual Assault w/Object	2	1	0	0
Fondling	22	9	4	0
Incest	0	0	0	0
Statutory Rape	11	5	6	0
Stolen Property	10	6	4	0
Weapon Law Violation	11	9	2	0
Total Group "A"	1,026	365	217	23

Total Offenses - 5 year trend



Total Arrests - 5 year trend



Group "B" Arrests	Arrests	
	Adult	Juvenile
Bad Checks	1	0
Curfew/Vagrancy	0	9
Disorderly Conduct	11	0
DUI	71	0
Drunkness	0	0
Family Offense-nonviolent	5	0
Liquor Law Violation	21	5
Peeping Tom	0	0
Runaways	0	14
Trespass	10	0
All Other Offenses	263	27
Total Group "B"	382	55