

Agency 2014 Crime Report

St. Anthony Police Department

Population: 3,446
County: Fremont

Offense Overview

- Offense total 105
- % change from 2013 8.2
- # of cleared offenses 61
- Percent cleared 58.1

- Group "A" Crime Rate per 100,000 population 3047.0

- Summary based reporting crime rate per 100,000 population is calculated for other state crime comparisons only. 1451.0

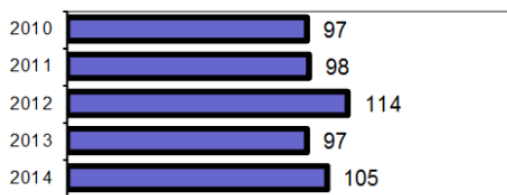
Arrest Overview

- Arrest total 99
- % change from 2013 -6.6
- Adult arrest total 73
- Juvenile arrest total 26

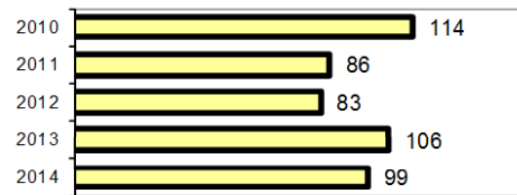
- Arrest Rate per 100,000 population 2872.9

Group "A" Offenses	Offenses		Arrests	
	# Reported	# Cleared	Adult	Juvenile
Murder	0	0	0	0
Negligent Manslaughter	0	0	0	0
Rape	0	0	0	0
Robbery	0	0	0	0
Aggravated Assault	5	4	2	0
Burglary	6	4	2	3
Larceny	37	12	6	7
Motor Vehicle Theft	2	1	0	0
Ars on	0	0	0	0
Simple Assault	10	9	2	4
Intimidation	0	0	0	0
Bribery	0	0	0	0
Counterfeiting/Forgery	0	0	0	0
Vandalism	11	2	0	0
Drug/Narcotics	15	14	12	1
Drug Equipment	14	13	6	0
Embezzlement	0	0	0	0
Extortion/Blackmail	0	0	0	0
Fraud	4	1	0	1
Gambling	0	0	0	0
Kidnapping	0	0	0	0
Pornography	0	0	0	0
Prostitution	0	0	0	0
Sodomy	0	0	0	0
Sexual Assault w/Object	1	1	1	0
Fondling	0	0	0	0
Incest	0	0	0	0
Statutory Rape	0	0	0	0
Stolen Property	0	0	0	0
Weapon Law Violation	0	0	0	0
Total Group "A"	105	61	31	16

Total Offenses - 5 year trend



Total Arrests - 5 year trend



Group "B" Arrests	Arrests	
	Adult	Juvenile
Bad Checks	0	0
Curfew/Vagrancy	0	0
Disorderly Conduct	0	0
DUI	10	0
Drunkenness	0	0
Family Offense-nonviolent	0	0
Liquor Law Violation	1	4
Peeping Tom	0	0
Runaways	0	0
Trespass	3	3
All Other Offenses	28	3
Total Group "B"	42	10

Agency 2014 Crime Report

Fremont County Sheriff

Population: 9,496
County: Fremont

Offense Overview

- Offense total 236
- % change from 2013 -18.6
- # of cleared offenses 149
- Percent cleared 63.1

• Group "A" Crime Rate per 100,000 population 2485.3

• Summary based reporting crime rate per 100,000 population is calculated for other state crime comparisons only. 768.7


Arrest Overview

- Arrest total 203
- % change from 2013 -32.6
- Adult arrest total 148
- Juvenile arrest total 55


• Arrest Rate per 100,000 population 2137.7

Group "A" Offenses	Offenses		Arrests	
	# Reported	# Cleared	Adult	Juvenile
Murder	0	0	0	0
Negligent Manslaughter	0	0	0	0
Rape	2	2	2	0
Robbery	0	0	0	0
Aggravated Assault	0	0	0	0
Burglary	20	15	12	1
Larceny	48	16	3	2
Motor Vehicle Theft	3	3	1	0
Ars on	0	0	0	0
Simple Assault	32	26	14	9
Intimidation	0	0	0	0
Bribery	0	0	0	0
Counterfeiting/Forgery	1	0	0	0
Vandalism	35	7	5	1
Drug/Narcotics	36	33	24	7
Drug Equipment	40	38	12	5
Embezzlement	0	0	0	0
Extortion/Blackmail	0	0	0	0
Fraud	11	1	0	0
Gambling	0	0	0	0
Kidnapping	0	0	0	0
Pornography	0	0	0	0
Prostitution	0	0	0	0
Sodomy	0	0	0	0
Sexual Assault w/Object	1	1	0	1
Fondling	5	5	1	2
Incest	0	0	0	0
Statutory Rape	0	0	0	0
Stolen Property	1	1	0	0
Weapon Law Violation	1	1	0	1
Total Group "A"	236	149	74	29

Total Offenses - 5 year trend



Total Arrests - 5 year trend



Group "B" Arrests	Arrests	
	Adult	Juvenile
Bad Checks	0	0
Curfew/Vagrancy	0	0
Disorderly Conduct	0	0
DUI	26	0
Drunkness	0	0
Family Offense-nonviolent	1	0
Liquor Law Violation	9	4
Peeping Tom	0	0
Runaways	0	0
Trespass	0	0
All Other Offenses	38	22
Total Group "B"	74	26

Agency 2014 Crime Report

Fremont County Total

Population: 12,942
County: Fremont

Offense Overview

- Offense total 341
- % change from 2013 -11.9
- # of cleared offenses 210
- Percent cleared 61.6

- Group "A" Crime Rate per 100,000 population 2634.8

- Summary based reporting crime rate per 100,000 population is calculated for other state crime comparisons only. 950.4


Arrest Overview

- Arrest total 302
- % change from 2013 -25.8
- Adult arrest total 221
- Juvenile arrest total 81


- Arrest Rate per 100,000 population 2333.5

Group "A" Offenses	Offenses		Arrests	
	# Reported	# Cleared	Adult	Juvenile
Murder	0	0	0	0
Negligent Manslaughter	0	0	0	0
Rape	2	2	2	0
Robbery	0	0	0	0
Aggravated Assault	5	4	2	0
Burglary	26	19	14	4
Larceny	85	28	9	9
Motor Vehicle Theft	5	4	1	0
Arson	0	0	0	0
Simple Assault	42	35	16	13
Intimidation	0	0	0	0
Bribery	0	0	0	0
Counterfeiting/Forgery	1	0	0	0
Vandalism	46	9	5	1
Drug/Narcotics	51	47	36	8
Drug Equipment	54	51	18	5
Embezzlement	0	0	0	0
Extortion/Blackmail	0	0	0	0
Fraud	15	2	0	1
Gambling	0	0	0	0
Kidnapping	0	0	0	0
Pornography	0	0	0	0
Prostitution	0	0	0	0
Sodomy	0	0	0	0
Sexual Assault w/Object	2	2	1	1
Fondling	5	5	1	2
Incest	0	0	0	0
Statutory Rape	0	0	0	0
Stolen Property	1	1	0	0
Weapon Law Violation	1	1	0	1
Total Group "A"	341	210	105	45

Total Offenses - 5 year trend



Total Arrests - 5 year trend



Group "B" Arrests	Arrests	
	Adult	Juvenile
Bad Checks	0	0
Curfew/Vagrancy	0	0
Disorderly Conduct	0	0
DUI	36	0
Drunkness	0	0
Family Offense-nonviolent	1	0
Liquor Law Violation	10	8
Peeping Tom	0	0
Runaways	0	0
Trespass	3	3
All Other Offenses	66	25
Total Group "B"	116	36