

# Agency 2014 Crime Report

## Gooding Police Department

Population: 3,452  
County: Gooding

	Offenses		Arrests	
	# Reported	# Cleared	Adult	Juvenile
<b>Group "A" Offenses</b>				
Murder	0	0	0	0
Negligent Manslaughter	0	0	0	0
Rape	0	0	0	1
Robbery	1	1	1	2
Aggravated Assault	5	4	1	0
Burglary	19	3	2	2
Larceny	63	21	12	2
Motor Vehicle Theft	8	2	1	0
Ars on	0	0	0	0
Simple Assault	31	23	17	1
Intimidation	6	3	2	0
Bribery	0	0	0	0
Counterfeiting/Forgery	1	1	1	0
Vandalism	30	10	2	1
Drug/Narcotics	15	13	9	2
Drug Equipment	14	13	2	0
Embezzlement	0	0	0	0
Extortion/Blackmail	0	0	0	0
Fraud	17	6	2	1
Gambling	0	0	0	0
Kidnapping	2	0	0	0
Pornography	0	0	0	0
Prostitution	0	0	0	0
Sodomy	0	0	0	0
Sexual Assault w/Object	0	0	0	0
Fondling	8	0	0	0
Incest	0	0	0	0
Statutory Rape	0	0	0	0
Stolen Property	2	2	1	0
Weapon Law Violation	2	1	0	1
<b>Total Group "A"</b>	<b>224</b>	<b>103</b>	<b>53</b>	<b>13</b>

**Offense Overview**

- Offense total 224
- % change from 2013 79.2
- # of cleared offenses 103
- Percent cleared 46.0

• Group "A" Crime Rate per 100,000 population 6489.0

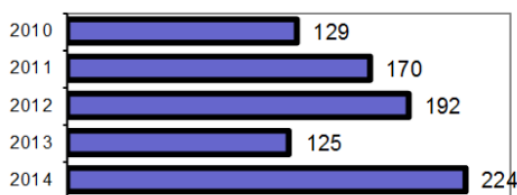
• Summary based reporting crime rate per 100,000 population is calculated for other state crime comparisons only. 2781.0

**Arrest Overview**

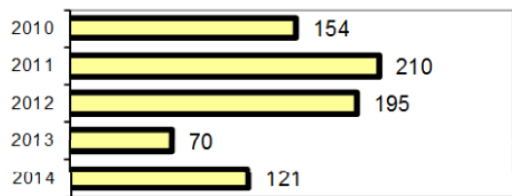
- Arrest total 121
- % change from 2013 72.9
- Adult arrest total 99
- Juvenile arrest total 22

• Arrest Rate per 100,000 population 3505.2

**Total Offenses - 5 year trend**



**Total Arrests - 5 year trend**



Group "B" Arrests	Arrests	
	Adult	Juvenile
Bad Checks	1	0
Curfew/Vagrancy	0	0
Disorderly Conduct	0	0
DUI	11	1
Drunkness	0	0
Family Offense-nonviolent	0	0
Liquor Law Violation	6	3
Peeping Tom	0	0
Runaways	0	0
Trespass	2	0
All Other Offenses	26	5
<b>Total Group "B"</b>	<b>46</b>	<b>9</b>

## Agency 2014 Crime Report

### Hagerman Police Department

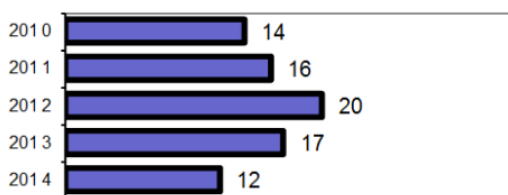
Population: 846  
County: Gooding

	Group "A" Offenses	Offenses		Arrests	
		# Reported	# Cleared	Adult	Juvenile
	Murder	0	0	0	0
	Negligent Manslaughter	0	0	0	0
	Rape	0	0	0	0
	Robbery	0	0	0	0
	Aggravated Assault	4	0	0	0
	Burglary	0	0	0	0
	Larceny	2	0	0	0
	Motor Vehicle Theft	1	0	0	0
	Arson	0	0	0	0
	Simple Assault	1	1	0	0
	Intimidation	0	0	0	0
	Bribery	0	0	0	0
	Counterfeiting/Forgery	0	0	0	0
	Vandalism	3	0	0	0
	Drug/Narcotics	0	0	0	0
	Drug Equipment	0	0	0	0
	Embezzlement	0	0	0	0
	Extortion/Blackmail	0	0	0	0
	Fraud	0	0	0	0
	Gambling	0	0	0	0
	Kidnapping	0	0	0	0
	Pornography	0	0	0	0
	Prostitution	0	0	0	0
	Sodomy	0	0	0	0
	Sexual Assault w/Object	0	0	0	0
	Fondling	0	0	0	0
	Incest	0	0	0	0
	Statutory Rape	0	0	0	0
	Stolen Property	1	0	0	0
	Weapon Law Violation	0	0	0	0
	<b>Total Group "A"</b>	<b>12</b>	<b>1</b>	<b>0</b>	<b>0</b>


  

<b>Offense Overview</b>				
• Offense total	12			
• % change from 2013	-29.4			
• # of cleared offenses	1			
• Percent cleared	8.3			
• Group "A" Crime Rate per 100,000 population	1418.4			
• Summary based reporting crime rate per 100,000 population is calculated for other state crime comparisons only.	827.4			
<b>Arrest Overview</b>				
• Arrest total	0			
• % change from 2013	0.0			
• Adult arrest total	0			
• Juvenile arrest total	0			
• Arrest Rate per 100,000 population	0.0			

Total Offenses - 5 year trend



Total Arrests - 5 year trend



Group "B" Arrests	Arrests	
	Adult	Juvenile
Bad Checks	0	0
Curfew/Vagrancy	0	0
Disorderly Conduct	0	0
DUI	0	0
Drunkness	0	0
Family Offense-nonviolent	0	0
Liquor Law Violation	0	0
Peeping Tom	0	0
Runaways	0	0
Trespass	0	0
All Other Offenses	0	0
<b>Total Group "B"</b>	<b>0</b>	<b>0</b>

# Agency 2014 Crime Report

## Wendell Police Department

Population: 2,691  
County: Gooding

### Offense Overview

- Offense total 101
- % change from 2013 5.2
- # of cleared offenses 31
- Percent cleared 30.7

• Group "A" Crime Rate per 100,000 population 3753.3

• Summary based reporting crime rate per 100,000 population is calculated for other state crime comparisons only. 1040.5

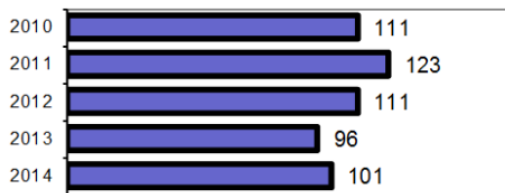
### Arrest Overview

- Arrest total 36
- % change from 2013 -2.7
- Adult arrest total 31
- Juvenile arrest total 5


• Arrest Rate per 100,000 population 1337.8

Group "A" Offenses	Offenses		Arrests	
	# Reported	# Cleared	Adult	Juvenile
Murder	0	0	0	0
Negligent Manslaughter	0	0	0	0
Rape	1	0	0	0
Robbery	0	0	0	0
Aggravated Assault	3	1	1	0
Burglary	5	1	1	0
Larceny	16	2	1	0
Motor Vehicle Theft	3	0	0	0
Ars on	0	0	0	0
Simple Assault	18	7	5	2
Intimidation	0	0	0	0
Bribery	0	0	0	0
Counterfeiting/Forgery	0	0	0	0
Vandalism	18	2	1	0
Drug/Narcotics	17	10	8	1
Drug Equipment	11	7	1	0
Embezzlement	0	0	0	0
Extortion/Blackmail	0	0	0	0
Fraud	4	0	0	0
Gambling	0	0	0	0
Kidnapping	1	0	0	0
Pornography	0	0	0	0
Prostitution	1	1	1	0
Sodomy	0	0	0	0
Sexual Assault w/Object	0	0	0	0
Fondling	1	0	0	0
Incest	0	0	0	0
Statutory Rape	0	0	0	0
Stolen Property	1	0	0	0
Weapon Law Violation	1	0	0	0
<b>Total Group "A"</b>	<b>101</b>	<b>31</b>	<b>19</b>	<b>3</b>

Total Offenses - 5 year trend



Total Arrests - 5 year trend



Group "B" Arrests	Arrests	
	Adult	Juvenile
Bad Checks	0	0
Curfew/Vagrancy	0	0
Disorderly Conduct	1	0
DUI	4	0
Drunkness	0	0
Family Offense-nonviolent	0	0
Liquor Law Violation	0	0
Peeping Tom	0	0
Runaways	0	0
Trespass	2	0
All Other Offenses	5	2
<b>Total Group "B"</b>	<b>12</b>	<b>2</b>

# Agency 2014 Crime Report

## Gooding County Sheriff

Population: 8,102  
County: Gooding

### Offense Overview

- Offense total 118
- % change from 2013 -28.0
- # of cleared offenses 42
- Percent cleared 35.6

• Group "A" Crime Rate per 100,000 population 1456.4

• Summary based reporting crime rate per 100,000 population is calculated for other state crime comparisons only. 728.2

### Arrest Overview

- Arrest total 60
- % change from 2013 -27.7
- Adult arrest total 53
- Juvenile arrest total 7

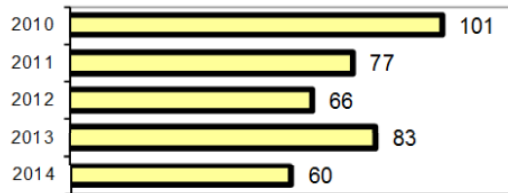
• Arrest Rate per 100,000 population 740.6

Group "A" Offenses	Offenses		Arrests	
	# Reported	# Cleared	Adult	Juvenile
Murder	0	0	0	0
Negligent Manslaughter	0	0	0	0
Rape	0	0	0	0
Robbery	1	0	0	0
Aggravated Assault	11	7	5	0
Burglary	16	2	1	0
Larceny	23	1	1	0
Motor Vehicle Theft	7	1	0	0
Ars on	1	0	0	0
Simple Assault	18	10	5	0
Intimidation	0	0	0	0
Bribery	0	0	0	0
Counterfeiting/Forgery	0	0	0	0
Vandalism	6	2	2	0
Drug/Narcotics	19	10	7	1
Drug Equipment	6	5	1	0
Embezzlement	0	0	0	0
Extortion/Blackmail	0	0	0	0
Fraud	3	0	0	0
Gambling	0	0	0	0
Kidnapping	2	0	0	0
Pornography	0	0	0	0
Prostitution	0	0	0	0
Sodomy	0	0	0	0
Sexual Assault w/Object	0	0	0	0
Fondling	5	4	3	1
Incest	0	0	0	0
Statutory Rape	0	0	0	0
Stolen Property	0	0	0	0
Weapon Law Violation	0	0	0	0
<b>Total Group "A"</b>	<b>118</b>	<b>42</b>	<b>25</b>	<b>2</b>

Total Offenses - 5 year trend



Total Arrests - 5 year trend



Group "B" Arrests	Arrests	
	Adult	Juvenile
Bad Checks	0	0
Curfew/Vagrancy	0	0
Disorderly Conduct	0	0
DUI	13	0
Drunkness	0	0
Family Offense-nonviolent	0	0
Liquor Law Violation	3	1
Peeping Tom	0	0
Runaways	0	0
Trespass	1	0
All Other Offenses	11	4
<b>Total Group "B"</b>	<b>28</b>	<b>5</b>

# Agency 2014 Crime Report

## Gooding County Total


Population: 15,091  
County: Gooding

	Offenses		Arrests	
	# Reported	# Cleared	Adult	Juvenile
<b>Group "A" Offenses</b>				
Murder	0	0	0	0
Negligent Manslaughter	0	0	0	0
Rape	1	0	0	1
Robbery	2	1	1	2
Aggravated Assault	23	12	7	0
Burglary	40	6	4	2
Larceny	104	24	14	2
Motor Vehicle Theft	19	3	1	0
Ars on	1	0	0	0
Simple Assault	68	41	27	3
Intimidation	6	3	2	0
Bribery	0	0	0	0
Counterfeiting/Forgery	1	1	1	0
Vandalism	57	14	5	1
Drug/Narcotics	51	33	24	4
Drug Equipment	31	25	4	0
Embezzlement	0	0	0	0
Extortion/Blackmail	0	0	0	0
Fraud	24	6	2	1
Gambling	0	0	0	0
Kidnapping	5	0	0	0
Pornography	0	0	0	0
Prostitution	1	1	1	0
Sodomy	0	0	0	0
Sexual Assault w/Object	0	0	0	0
Fondling	14	4	3	1
Incest	0	0	0	0
Statutory Rape	0	0	0	0
Stolen Property	4	2	1	0
Weapon Law Violation	3	1	0	1
<b>Total Group "A"</b>	<b>455</b>	<b>177</b>	<b>97</b>	<b>18</b>

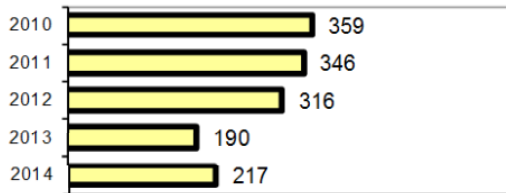
  

<b>Offense Overview</b>	
• Offense total	455
• % change from 2013	13.2
• # of cleared offenses	177
• Percent cleared	38.9
• Group "A" Crime Rate per 100,000 population	3015.0
• Summary based reporting crime rate per 100,000 population is calculated for other state crime comparisons only.	1259.0
<b>Arrest Overview</b>	
• Arrest total	217
• % change from 2013	14.2
• Adult arrest total	183
• Juvenile arrest total	34
• Arrest Rate per 100,000 population	1437.9

**Total Offenses - 5 year trend**



**Total Arrests - 5 year trend**



Group "B" Arrests	Arrests	
	Adult	Juvenile
Bad Checks	1	0
Curfew/Vagrancy	0	0
Disorderly Conduct	1	0
DUI	28	1
Drunkness	0	0
Family Offense-nonviolent	0	0
Liquor Law Violation	9	4
Peeping Tom	0	0
Runaways	0	0
Trespass	5	0
All Other Offenses	42	11
<b>Total Group "B"</b>	<b>86</b>	<b>16</b>