

Agency 2014 Crime Report

Idaho State Police Total

Offense Overview

• Offense total	2,766
• % change from 2013	-4.0
• # of cleared offenses	2,467
• Percent cleared	89.2

Arrest Overview


• Arrest total	3,529
• % change from 2013	-10.3
• Adult arrest total	3,437
• Juvenile arrest total	92

Patrol, Investigations, and Alcohol Beverage Control units of the Idaho State Police only report those incidents where they are designated as the primary investigating agency.

A major volume of reportable incidents involving the Idaho State Police is generated by assisting other law enforcement agencies. When an agency assists another agency, those incidents are reported by the originating jurisdiction where the crime occurred, unless the entire case is referred.

Group "A" Offenses	Offenses		Arrests	
	# Reported	# Cleared	Adult	Juvenile
Murder	0	0	0	0
Negligent Manslaughter	0	0	0	0
Rape	2	0	0	0
Robbery	1	1	1	0
Aggravated Assault	8	6	6	0
Burglary	2	1	1	0
Larceny	6	0	0	1
Motor Vehicle Theft	1	1	2	2
Arson	0	0	0	0
Simple Assault	14	12	7	0
Intimidation	1	1	1	0
Bribery	0	0	0	0
Counterfeiting/Forgery	3	0	0	0
Vandalism	2	1	0	0
Drug/Narcotics	1,357	1,176	1,184	29
Drug Equipment	1,322	1,240	224	19
Embezzlement	3	0	0	0
Extortion/Blackmail	0	0	0	0
Fraud	5	0	0	0
Gambling	1	0	0	0
Kidnapping	1	0	0	0
Pornography	3	0	0	0
Prostitution	0	0	0	0
Sodomy	0	0	0	0
Sexual Assault w/Object	0	0	0	0
Fondling	5	0	0	0
Incest	0	0	0	0
Statutory Rape	0	0	0	0
Stolen Property	7	7	3	0
Weapon Law Violation	22	21	15	0
Total Group "A"	2,766	2,467	1,444	51

Total Offenses - 5 year trend



Total Arrests - 5 year trend



Group "B" Arrests	Arrests	
	Adult	Juvenile
Bad Checks	0	0
Curfew/Vagrancy	0	0
Disorderly Conduct	1	0
DUI	1,187	10
Drunkness	1	0
Family Offense-nonviolent	0	0
Liquor Law Violation	179	16
Peeping Tom	0	0
Runaways	0	0
Trespass	4	0
All Other Offenses	621	15
Total Group "B"	1,993	41

Agency 2014 Crime Report

Population: 1,689,916

Statewide Total

Offense Overview

- Offense total 78,586
- % change from 2013 **-2.0**
- # of cleared offenses 36,925
- Percent cleared 47.0

- Group "A" Crime Rate per 100,000 population 4650.3

- Summary based reporting crime rate per 100,000 population is calculated for other state crime comparisons only. 1946.3


Arrest Overview

- Arrest total 60,159
- % change from 2013 **-4.4**
- Adult arrest total 50,845
- Juvenile arrest total 9,314

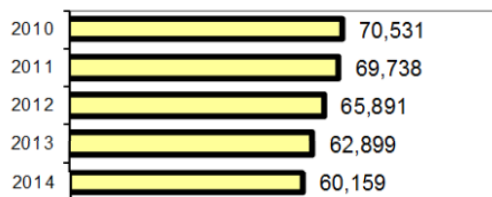
- Arrest Rate per 100,000 population 3559.9

Group "A" Offenses	Offenses		Arrests	
	# Reported	# Cleared	Adult	Juvenile
Murder	30	19	15	1
Negligent Manslaughter	4	2	2	0
Rape	451	165	69	12
Robbery	200	86	82	10
Aggravated Assault	2,499	1,835	1,108	81
Burglary	6,061	1,005	696	290
Larceny	21,828	5,507	4,056	1,360
Motor Vehicle Theft	1,602	357	123	84
Arson	219	71	26	37
Simple Assault	11,307	8,197	3,956	769
Intimidation	1,394	697	246	40
Bribery	3	2	2	0
Counterfeiting/Forgery	575	153	124	3
Vandalism	8,680	1,765	673	379
Drug/Narcotics	8,996	7,585	6,527	885
Drug Equipment	8,097	7,264	2,282	364
Embezzlement	147	70	58	2
Extortion/Blackmail	24	7	3	1
Fraud	3,652	524	277	34
Gambling	1	0	0	0
Kidnapping	160	102	41	6
Pornography	135	58	23	11
Prostitution	30	17	17	0
Sodomy	60	23	7	14
Sexual Assault w/Object	69	31	15	8
Fondling	915	393	122	70
Incest	16	5	2	2
Statutory Rape	103	52	31	1
Stolen Property	489	296	196	35
Weapon Law Violation	839	637	268	86
Total Group "A"	78,586	36,925	21,047	4,585

Total Offenses - 5 year trend



Total Arrests - 5 year trend



Group "B" Arrests	Arrests	
	Adult	Juvenile
Bad Checks	60	0
Curfew/Vagrancy	21	279
Disorderly Conduct	1,400	266
DUI	7,371	74
Drunkenness	308	64
Family Offense-nonviolent	875	40
Liquor Law Violation	1,872	605
Peeping Tom	3	0
Runaways	0	1,138
Trespass	663	81
All Other Offenses	17,225	2,182
Total Group "B"	29,798	4,729