

Agency 2014 Crime Report

Jerome Police Department

Population: 11,064
County: Jerome

Offense Overview

- Offense total 655
- % change from 2013 -2.2
- # of cleared offenses 343
- Percent cleared 52.4

• Group "A" Crime Rate per 100,000 population 5920.1

• Summary based reporting crime rate per 100,000 population is calculated for other state crime comparisons only. 2440.3


Arrest Overview

- Arrest total 476
- % change from 2013 -7.6
- Adult arrest total 366
- Juvenile arrest total 110

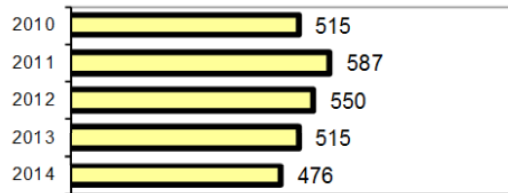
• Arrest Rate per 100,000 population 4302.2

Group "A" Offenses	Offenses		Arrests	
	# Reported	# Cleared	Adult	Juvenile
Murder	0	0	0	0
Negligent Manslaughter	0	0	0	0
Rape	5	1	0	0
Robbery	1	0	0	0
Aggravated Assault	32	26	15	1
Burglary	72	18	10	8
Larceny	144	39	20	6
Motor Vehicle Theft	13	2	0	0
Ars on	3	0	0	0
Simple Assault	93	82	35	15
Intimidation	11	8	1	0
Bribery	0	0	0	0
Counterfeiting/Forgery	8	3	2	1
Vandalism	100	23	6	7
Drug/Narcotics	68	62	49	8
Drug Equipment	63	58	12	2
Embezzlement	0	0	0	0
Extortion/Blackmail	0	0	0	0
Fraud	17	1	1	0
Gambling	0	0	0	0
Kidnapping	4	3	1	0
Pornography	0	0	0	0
Prostitution	0	0	0	0
Sodomy	0	0	0	0
Sexual Assault w/Object	0	0	0	0
Fondling	4	3	1	0
Incest	1	0	0	0
Statutory Rape	1	1	0	0
Stolen Property	9	7	5	1
Weapon Law Violation	6	6	3	0
Total Group "A"	655	343	161	49

Total Offenses - 5 year trend



Total Arrests - 5 year trend



Group "B" Arrests	Arrests	
	Adult	Juvenile
Bad Checks	1	0
Curfew/Vagrancy	0	0
Disorderly Conduct	16	10
DUI	83	1
Drunkenness	0	0
Family Offense-nonviolent	37	11
Liquor Law Violation	27	7
Peeping Tom	0	0
Runaways	0	17
Trespass	5	2
All Other Offenses	36	13
Total Group "B"	205	61

Agency 2014 Crime Report

Jerome County Sheriff

Population: 11,626
County: Jerome

Offense Overview

- Offense total 373
- % change from 2013 1.9
- # of cleared offenses 163
- Percent cleared 43.7

• Group "A" Crime Rate per 100,000 population 3208.3

• Summary based reporting crime rate per 100,000 population is calculated for other state crime comparisons only. 1470.8


Arrest Overview

- Arrest total 503
- % change from 2013 -1.2
- Adult arrest total 467
- Juvenile arrest total 36

• Arrest Rate per 100,000 population 4326.5

Group "A" Offenses	Offenses		Arrests	
	# Reported	# Cleared	Adult	Juvenile
Murder	1	0	0	0
Negligent Manslaughter	0	0	0	0
Rape	1	0	0	0
Robbery	1	0	0	0
Aggravated Assault	14	13	9	1
Burglary	71	7	6	0
Larceny	60	5	3	0
Motor Vehicle Theft	21	5	2	0
Ars on	2	1	1	0
Simple Assault	61	39	26	1
Intimidation	1	0	0	0
Bribery	0	0	0	0
Counterfeiting/Forgery	2	0	0	0
Vandalism	30	6	2	1
Drug/Narcotics	44	41	30	3
Drug Equipment	41	38	3	2
Embezzlement	0	0	0	0
Extortion/Blackmail	0	0	0	0
Fraud	5	0	0	0
Gambling	0	0	0	0
Kidnapping	4	0	0	0
Pornography	3	1	1	0
Prostitution	0	0	0	0
Sodomy	0	0	0	0
Sexual Assault w/Object	0	0	0	0
Fondling	4	2	1	1
Incest	0	0	0	0
Statutory Rape	1	1	1	0
Stolen Property	2	0	0	0
Weapon Law Violation	4	4	4	0
Total Group "A"	373	163	89	9

Total Offenses - 5 year trend



Total Arrests - 5 year trend



Group "B" Arrests	Arrests	
	Adult	Juvenile
Bad Checks	0	0
Curfew/Vagrancy	0	0
Disorderly Conduct	10	3
DUI	80	1
Drunkenness	0	0
Family Offense-nonviolent	0	0
Liquor Law Violation	19	12
Peeping Tom	0	0
Runaways	0	0
Trespass	4	0
All Other Offenses	265	11
Total Group "B"	378	27

Agency 2014 Crime Report

Jerome County Total

Population: 22,690
County: Jerome

Offense Overview

- Offense total 1,028
- % change from 2013 -0.8
- # of cleared offenses 506
- Percent cleared 49.2

- Group "A" Crime Rate per 100,000 population 4530.6

- Summary based reporting crime rate per 100,000 population is calculated for other state crime comparisons only. 1943.6

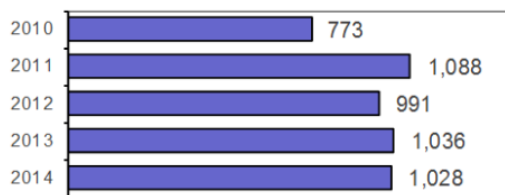
Arrest Overview

- Arrest total 979
- % change from 2013 -4.4
- Adult arrest total 833
- Juvenile arrest total 146

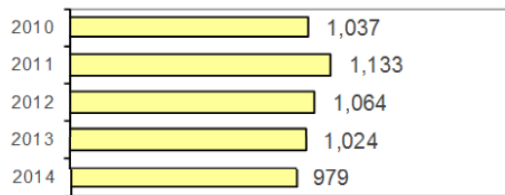
- Arrest Rate per 100,000 population 4314.7

Group "A" Offenses	Offenses		Arrests	
	# Reported	# Cleared	Adult	Juvenile
Murder	1	0	0	0
Negligent Manslaughter	0	0	0	0
Rape	6	1	0	0
Robbery	2	0	0	0
Aggravated Assault	46	39	24	2
Burglary	143	25	16	8
Larceny	204	44	23	6
Motor Vehicle Theft	34	7	2	0
Ars on	5	1	1	0
Simple Assault	154	121	61	16
Intimidation	12	8	1	0
Bribery	0	0	0	0
Counterfeiting/Forgery	10	3	2	1
Vandalism	130	29	8	8
Drug/Narcotics	112	103	79	11
Drug Equipment	104	96	15	4
Embezzlement	0	0	0	0
Extortion/Blackmail	0	0	0	0
Fraud	22	1	1	0
Gambling	0	0	0	0
Kidnapping	8	3	1	0
Pornography	3	1	1	0
Prostitution	0	0	0	0
Sodomy	0	0	0	0
Sexual Assault w/Object	0	0	0	0
Fondling	8	5	2	1
Incest	1	0	0	0
Statutory Rape	2	2	1	0
Stolen Property	11	7	5	1
Weapon Law Violation	10	10	7	0
Total Group "A"	1,028	506	250	58

Total Offenses - 5 year trend



Total Arrests - 5 year trend



Group "B" Arrests	Arrests	
	Adult	Juvenile
Bad Checks	1	0
Curfew/Vagrancy	0	0
Disorderly Conduct	26	13
DUI	163	2
Drunkness	0	0
Family Offense-nonviolent	37	11
Liquor Law Violation	46	19
Peeping Tom	0	0
Runaways	0	17
Trespass	9	2
All Other Offenses	301	24
Total Group "B"	583	88