

Agency 2014 Crime Report

Coeur d'Alene Police Department

Population: 46,952
County: Kootenai

Offense Overview

- Offense total 4,290
- % change from 2013 **-1.7**
- # of cleared offenses 2,079
- Percent cleared 48.5

- Group "A" Crime Rate per 100,000 population 9137.0

- Summary based reporting crime rate per 100,000 population is calculated for other state crime comparisons only. 4483.3


Arrest Overview

- Arrest total 2,895
- % change from 2013 **-2.2**
- Adult arrest total 2,327
- Juvenile arrest total 568

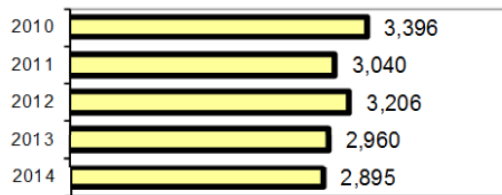
- Arrest Rate per 100,000 population 6165.9

Group "A" Offenses	Offenses		Arrests	
	# Reported	# Cleared	Adult	Juvenile
Murder	2	2	0	1
Negligent Manslaughter	0	0	0	0
Rape	33	15	10	3
Robbery	22	11	12	0
Aggravated Assault	175	131	77	7
Burglary	337	62	49	9
Larceny	1,378	336	255	54
Motor Vehicle Theft	135	21	10	1
Arsen	23	6	1	4
Simple Assault	717	561	279	58
Intimidation	84	63	30	3
Bribery	2	2	2	0
Counterfeiting/Forgery	39	12	1	0
Vandalism	389	107	37	35
Drug/Narcotics	337	307	260	49
Drug Equipment	327	310	97	20
Embezzlement	20	11	10	0
Extortion/Blackmail	1	0	0	0
Fraud	123	21	11	0
Gambling	0	0	0	0
Kidnapping	12	10	3	1
Pornography	12	5	2	0
Prostitution	0	0	0	0
Sodomy	1	0	0	0
Sexual Assault w/Object	6	3	1	0
Fondling	39	24	3	3
Incest	1	0	0	0
Statutory Rape	8	5	1	0
Stolen Property	22	21	22	1
Weapon Law Violation	45	33	12	4
Total Group "A"	4,290	2,079	1,185	253

Total Offenses - 5 year trend



Total Arrests - 5 year trend



Group "B" Arrests	Arrests	
	Adult	Juvenile
Bad Checks	3	0
Curfew/Vagrancy	5	29
Disorderly Conduct	80	14
DUI	250	2
Drunkness	0	0
Family Offense-nonviolent	78	0
Liquor Law Violation	180	33
Peeping Tom	0	0
Runaways	0	80
Trespass	21	2
All Other Offenses	525	155
Total Group "B"	1,142	315

Agency 2014 Crime Report

Rathdrum Police Department

Population: 7,147
County: Kootenai

Group "A" Offenses	Offenses		Arrests	
	# Reported	# Cleared	Adult	Juvenile
Murder	0	0	0	0
Negligent Manslaughter	0	0	0	0
Rape	0	0	0	0
Robbery	1	0	0	0
Aggravated Assault	8	7	6	1
Burglary	50	9	6	2
Larceny	89	31	26	8
Motor Vehicle Theft	4	0	0	0
Ars on	1	1	0	1
Simple Assault	39	32	23	5
Intimidation	5	3	1	0
Bribery	0	0	0	0
Counterfeiting/Forgery	1	1	0	0
Vandalism	24	6	2	1
Drug/Narcotics	25	18	16	0
Drug Equipment	24	15	1	1
Embezzlement	0	0	0	0
Extortion/Blackmail	0	0	0	0
Fraud	1	0	0	0
Gambling	0	0	0	0
Kidnapping	0	0	0	0
Pornography	0	0	0	0
Prostitution	0	0	0	0
Sodomy	0	0	0	0
Sexual Assault w/Object	0	0	0	0
Fondling	12	4	2	0
Incest	0	0	0	0
Statutory Rape	0	0	0	0
Stolen Property	0	0	0	0
Weapon Law Violation	1	1	0	0
Total Group "A"	285	128	83	19

Offense Overview

- Offense total 285
- % change from 2013 **-20.8**
- # of cleared offenses 128
- Percent cleared 44.9

• Group "A" Crime Rate per 100,000 population 3987.7


• Summary based reporting crime rate per 100,000 population is calculated for other state crime comparisons only. 2140.8

Arrest Overview

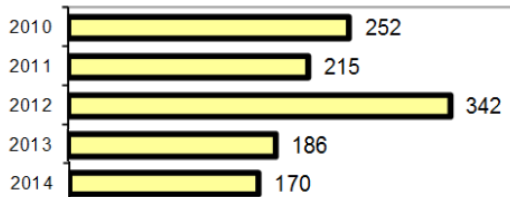
- Arrest total 170
- % change from 2013 **-8.6**
- Adult arrest total 139
- Juvenile arrest total 31

• Arrest Rate per 100,000 population 2378.6

Total Offenses - 5 year trend



Total Arrests - 5 year trend



Group "B" Arrests	Arrests	
	Adult	Juvenile
Bad Checks	0	0
Curfew/Vagrancy	0	0
Disorderly Conduct	0	0
DUI	29	0
Drunkness	0	0
Family Offense-nonviolent	1	0
Liquor Law Violation	3	0
Peeping Tom	0	0
Runaways	0	0
Trespass	2	0
All Other Offenses	21	12
Total Group "B"	56	12

Agency 2014 Crime Report

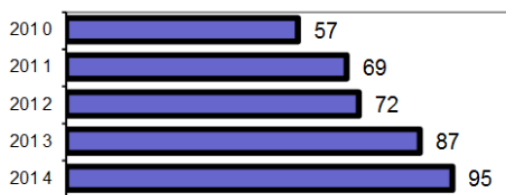
Spirit Lake Police Department

Population: 2,016
County: Kootenai

	Offenses		Arrests	
	# Reported	# Cleared	Adult	Juvenile
Group "A" Offenses				
Murder	0	0	0	0
Negligent Manslaughter	0	0	0	0
Rape	0	0	0	0
Robbery	0	0	0	0
Aggravated Assault	3	2	1	0
Burglary	7	2	0	1
Larceny	15	3	0	3
Motor Vehicle Theft	1	0	0	0
Arson	1	1	0	0
Simple Assault	10	8	1	0
Intimidation	1	1	0	0
Bribery	0	0	0	0
Counterfeiting/Forgery	0	0	0	0
Vandalism	11	1	0	0
Drug/Narcotics	20	18	7	2
Drug Equipment	16	13	0	0
Embezzlement	0	0	0	0
Extortion/Blackmail	0	0	0	0
Fraud	0	0	0	0
Gambling	0	0	0	0
Kidnapping	0	0	0	0
Pornography	0	0	0	0
Prostitution	0	0	0	0
Sodomy	0	0	0	0
Sexual Assault w/Object	0	0	0	0
Fondling	0	0	0	0
Incest	0	0	0	0
Statutory Rape	2	0	0	0
Stolen Property	0	0	0	0
Weapon Law Violation	8	5	0	2
Total Group "A"	95	54	9	8

<p>Offense Overview</p> <ul style="list-style-type: none"> • Offense total 95 • % change from 2013 9.2 • # of cleared offenses 54 • Percent cleared 56.8 <ul style="list-style-type: none"> • Group "A" Crime Rate per 100,000 population 4712.3 <ul style="list-style-type: none"> • Summary based reporting crime rate per 100,000 population is calculated for other state crime comparisons only. 1339.3 	<p>Arrest Overview</p> <ul style="list-style-type: none"> • Arrest total 74 • % change from 2013 5.7 • Adult arrest total 62 • Juvenile arrest total 12 <ul style="list-style-type: none"> • Arrest Rate per 100,000 population 3670.6 	
---	--	--

Total Offenses - 5 year trend



Total Arrests - 5 year trend



Group "B" Arrests	Arrests	
	Adult	Juvenile
Bad Checks	0	0
Curfew/Vagrancy	0	0
Disorderly Conduct	1	0
DUI	13	0
Drunkness	1	0
Family Offense-nonviolent	0	0
Liquor Law Violation	1	0
Peeping Tom	0	0
Runaways	0	1
Trespass	0	0
All Other Offenses	37	3
Total Group "B"	53	4

Agency 2014 Crime Report

Kootenai County Sheriff

Population: 61,043
County: Kootenai

Offense Overview

- Offense total 3,175
- % change from 2013 -8.5
- # of cleared offenses 1,735
- Percent cleared 54.6

• Group "A" Crime Rate per 100,000 population 5201.3

• Summary based reporting crime rate per 100,000 population is calculated for other state crime comparisons only. 1921.6


Arrest Overview

- Arrest total 3,083
- % change from 2013 9.3
- Adult arrest total 2,792
- Juvenile arrest total 291

• Arrest Rate per 100,000 population 5050.5

Group "A" Offenses	Offenses		Arrests	
	# Reported	# Cleared	Adult	Juvenile
Murder	0	0	0	0
Negligent Manslaughter	0	0	0	0
Rape	11	1	1	0
Robbery	3	1	1	0
Aggravated Assault	89	64	28	4
Burglary	266	40	23	3
Larceny	741	207	141	43
Motor Vehicle Theft	53	12	3	0
Ars on	10	2	1	1
Simple Assault	508	392	153	19
Intimidation	27	15	3	0
Bribery	0	0	0	0
Counterfeiting/Forgery	11	6	1	0
Vandalism	380	99	18	7
Drug/Narcotics	470	416	389	25
Drug Equipment	449	402	53	4
Embezzlement	0	0	0	0
Extortion/Blackmail	1	1	0	0
Fraud	53	14	0	0
Gambling	0	0	0	0
Kidnapping	8	5	4	0
Pornography	3	1	1	0
Prostitution	1	1	2	0
Sodomy	0	0	0	0
Sexual Assault w/Object	0	0	0	0
Fondling	22	9	5	3
Incest	0	0	0	0
Statutory Rape	2	0	0	0
Stolen Property	32	24	20	0
Weapon Law Violation	35	23	5	2
Total Group "A"	3,175	1,735	852	111

Total Offenses - 5 year trend



Total Arrests - 5 year trend



Group "B" Arrests	Arrests	
	Adult	Juvenile
Bad Checks	2	0
Curfew/Vagrancy	0	12
Disorderly Conduct	59	2
DUI	304	4
Drunkness	3	1
Family Offense-nonviolent	31	0
Liquor Law Violation	57	16
Peeping Tom	0	0
Runaways	0	38
Trespass	23	6
All Other Offenses	1,461	101
Total Group "B"	1,940	180

