

Agency 2014 Crime Report

Shoshone Police Department

Population: 1,502
County: Lincoln

Offense Overview

- Offense total 47
- % change from 2013 6.8
- # of cleared offenses 36
- Percent cleared 76.6

- Group "A" Crime Rate per 100,000 population 3129.2

- Summary based reporting crime rate per 100,000 population is calculated for other state crime comparisons only. 1131.8

Arrest Overview

- Arrest total 56
- % change from 2013 16.7
- Adult arrest total 55
- Juvenile arrest total 1

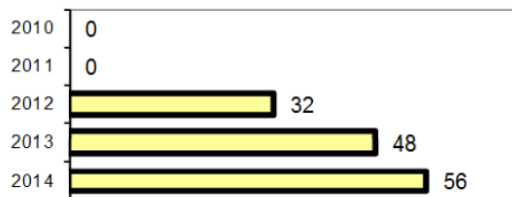
- Arrest Rate per 100,000 population 3728.4

Group "A" Offenses	Offenses		Arrests	
	# Reported	# Cleared	Adult	Juvenile
Murder	0	0	0	0
Negligent Manslaughter	0	0	0	0
Rape	1	1	1	0
Robbery	0	0	0	0
Aggravated Assault	3	3	3	0
Burglary	4	1	1	0
Larceny	8	3	4	0
Motor Vehicle Theft	0	0	0	0
Arson	1	1	0	1
Simple Assault	2	2	2	0
Intimidation	4	3	3	0
Bribery	0	0	0	0
Counterfeiting/Forgery	0	0	0	0
Vandalism	2	0	0	0
Drug/Narcotics	9	9	13	0
Drug Equipment	9	9	4	0
Embezzlement	0	0	0	0
Extortion/Blackmail	0	0	0	0
Fraud	0	0	0	0
Gambling	0	0	0	0
Kidnapping	2	2	1	0
Pornography	0	0	0	0
Prostitution	0	0	0	0
Sodomy	0	0	0	0
Sexual Assault w/Object	0	0	0	0
Fondling	0	0	0	0
Incest	0	0	0	0
Statutory Rape	0	0	0	0
Stolen Property	0	0	0	0
Weapon Law Violation	2	2	2	0
Total Group "A"	47	36	34	1

Total Offenses - 5 year trend



Total Arrests - 5 year trend



Group "B" Arrests	Arrests	
	Adult	Juvenile
Bad Checks	0	0
Curfew/Vagrancy	0	0
Disorderly Conduct	0	0
DUI	11	0
Drunkness	0	0
Family Offense-nonviolent	0	0
Liquor Law Violation	6	0
Peeping Tom	0	0
Runaways	0	0
Trespass	1	0
All Other Offenses	3	0
Total Group "B"	21	0

Agency 2014 Crime Report

Lincoln County Sheriff

Population: 3,880
County: Lincoln

Offense Overview

- Offense total 44
- % change from 2013 4.8
- # of cleared offenses 34
- Percent cleared 77.3

• Group "A" Crime Rate per 100,000 population 1134.0

• Summary based reporting crime rate per 100,000 population is calculated for other state crime comparisons only. 283.5

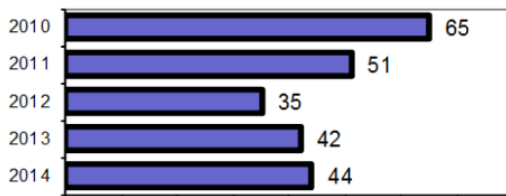
Arrest Overview

- Arrest total 48
- % change from 2013 -4.0
- Adult arrest total 45
- Juvenile arrest total 3

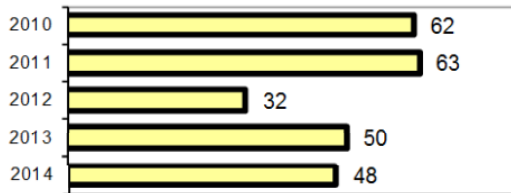
• Arrest Rate per 100,000 population 1237.1

Group "A" Offenses	Offenses		Arrests	
	# Reported	# Cleared	Adult	Juvenile
Murder	0	0	0	0
Negligent Manslaughter	0	0	0	0
Rape	0	0	0	0
Robbery	0	0	0	0
Aggravated Assault	9	8	5	0
Burglary	0	0	0	0
Larceny	1	0	0	0
Motor Vehicle Theft	1	1	2	0
Arsen	0	0	0	0
Simple Assault	7	6	4	2
Intimidation	1	1	1	0
Bribery	0	0	0	0
Counterfeiting/Forgery	0	0	0	0
Vandalism	1	0	0	0
Drug/Narcotics	13	10	10	0
Drug Equipment	11	8	2	0
Embezzlement	0	0	0	0
Extortion/Blackmail	0	0	0	0
Fraud	0	0	0	0
Gambling	0	0	0	0
Kidnapping	0	0	0	0
Pornography	0	0	0	0
Prostitution	0	0	0	0
Sodomy	0	0	0	0
Sexual Assault w/Object	0	0	0	0
Fondling	0	0	0	0
Incest	0	0	0	0
Statutory Rape	0	0	0	0
Stolen Property	0	0	0	0
Weapon Law Violation	0	0	0	0
Total Group "A"	44	34	24	2

Total Offenses - 5 year trend



Total Arrests - 5 year trend



Group "B" Arrests	Arrests	
	Adult	Juvenile
Bad Checks	0	0
Curfew/Vagrancy	0	0
Disorderly Conduct	0	0
DUI	18	0
Drunkness	1	0
Family Offense-nonviolent	1	0
Liquor Law Violation	0	0
Peeping Tom	0	0
Runaways	0	0
Trespass	0	0
All Other Offenses	1	1
Total Group "B"	21	1

Agency 2014 Crime Report

Lincoln County Total

Population: 5,382
County: Lincoln

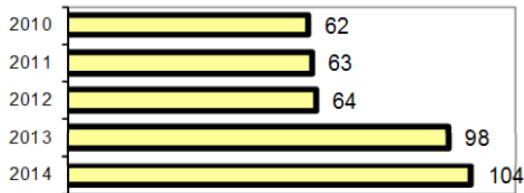
	Offenses		Arrests	
	# Reported	# Cleared	Adult	Juvenile
Group "A" Offenses				
Murder	0	0	0	0
Negligent Manslaughter	0	0	0	0
Rape	1	1	1	0
Robbery	0	0	0	0
Aggravated Assault	12	11	8	0
Burglary	4	1	1	0
Larceny	9	3	4	0
Motor Vehicle Theft	1	1	2	0
Ars on	1	1	0	1
Simple Assault	9	8	6	2
Intimidation	5	4	4	0
Bribery	0	0	0	0
Counterfeiting/Forgery	0	0	0	0
Vandalism	3	0	0	0
Drug/Narcotics	22	19	23	0
Drug Equipment	20	17	6	0
Embezzlement	0	0	0	0
Extortion/Blackmail	0	0	0	0
Fraud	0	0	0	0
Gambling	0	0	0	0
Kidnapping	2	2	1	0
Pornography	0	0	0	0
Prostitution	0	0	0	0
Sodomy	0	0	0	0
Sexual Assault w/Object	0	0	0	0
Fondling	0	0	0	0
Incest	0	0	0	0
Statutory Rape	0	0	0	0
Stolen Property	0	0	0	0
Weapon Law Violation	2	2	2	0
Total Group "A"	91	70	58	3

Offense Overview	
• Offense total	91
• % change from 2013	5.8
• # of cleared offenses	70
• Percent cleared	76.9
• Group "A" Crime Rate per 100,000 population	1690.8
• Summary based reporting crime rate per 100,000 population is calculated for other state crime comparisons only.	520.3
Arrest Overview	
• Arrest total	104
• % change from 2013	6.1
• Adult arrest total	100
• Juvenile arrest total	4
• Arrest Rate per 100,000 population	1932.4

Total Offenses - 5 year trend



Total Arrests - 5 year trend



	Arrests	
	Adult	Juvenile
Group "B" Arrests		
Bad Checks	0	0
Curfew/Vagrancy	0	0
Disorderly Conduct	0	0
DUI	29	0
Drunkenness	1	0
Family Offense-nonviolent	1	0
Liquor Law Violation	6	0
Peeping Tom	0	0
Runaways	0	0
Trespass	1	0
All Other Offenses	4	1
Total Group "B"	42	1