

Agency 2014 Crime Report

Rexburg Police Department

Population: 26,773
County: Madison

	Offenses		Arrests	
	# Reported	# Cleared	Adult	Juvenile
Group "A" Offenses				
Murder	0	0	0	0
Negligent Manslaughter	0	0	0	0
Rape	7	7	1	0
Robbery	0	0	0	0
Aggravated Assault	2	2	3	0
Burglary	11	3	3	43
Larceny	204	91	67	15
Motor Vehicle Theft	5	5	2	1
Ars on	0	0	0	0
Simple Assault	31	29	17	2
Intimidation	3	1	1	0
Bribery	0	0	0	0
Counterfeiting/Forgery	3	1	1	0
Vandalism	42	10	6	10
Drug/Narcotics	46	43	39	8
Drug Equipment	44	44	15	0
Embezzlement	2	2	1	0
Extortion/Blackmail	0	0	0	0
Fraud	44	6	3	2
Gambling	0	0	0	0
Kidnapping	0	0	0	0
Pornography	0	0	0	0
Prostitution	0	0	0	0
Sodomy	0	0	0	0
Sexual Assault w/Object	0	0	0	0
Fondling	2	2	0	0
Incest	0	0	0	0
Statutory Rape	1	0	0	0
Stolen Property	5	4	0	0
Weapon Law Violation	3	3	0	0
Total Group "A"	455	253	159	81

Offense Overview

- Offense total 455
- % change from 2013 2.9
- # of cleared offenses 253
- Percent cleared 55.6

• Group "A" Crime Rate per 100,000 population 1699.5

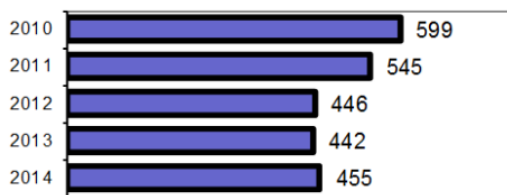
• Summary based reporting crime rate per 100,000 population is calculated for other state crime comparisons only. 855.3

Arrest Overview

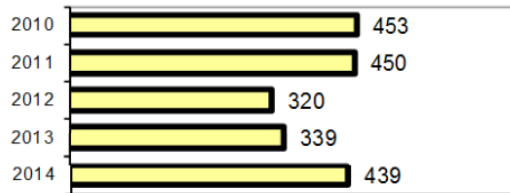
- Arrest total 439
- % change from 2013 29.5
- Adult arrest total 349
- Juvenile arrest total 90

• Arrest Rate per 100,000 population 1639.7

Total Offenses - 5 year trend



Total Arrests - 5 year trend



Group "B" Arrests	Arrests	
	Adult	Juvenile
Bad Checks	0	0
Curfew/Vagrancy	0	0
Disorderly Conduct	0	0
DUI	19	0
Drunkness	0	0
Family Offense-nonviolent	1	0
Liquor Law Violation	16	1
Peeping Tom	0	0
Runaways	0	0
Trespass	3	0
All Other Offenses	151	8
Total Group "B"	190	9

Agency 2014 Crime Report

Madison County Sheriff

Population: 10,908
County: Madison

Offense Overview

- Offense total 227
- % change from 2013 -21.7
- # of cleared offenses 144
- Percent cleared 63.4

- Group "A" Crime Rate per 100,000 population 2081.0

- Summary based reporting crime rate per 100,000 population is calculated for other state crime comparisons only. 742.6


Arrest Overview

- Arrest total 207
- % change from 2013 7.3
- Adult arrest total 194
- Juvenile arrest total 13

- Arrest Rate per 100,000 population 1897.7

Group "A" Offenses	Offenses		Arrests	
	# Reported	# Cleared	Adult	Juvenile
Murder	0	0	0	0
Negligent Manslaughter	0	0	0	0
Rape	4	4	0	0
Robbery	0	0	0	0
Aggravated Assault	4	3	3	0
Burglary	17	9	5	1
Larceny	50	21	6	0
Motor Vehicle Theft	6	4	3	0
Arson	0	0	0	0
Simple Assault	28	25	10	2
Intimidation	4	4	1	0
Bribery	0	0	0	0
Counterfeiting/Forgery	2	2	0	0
Vandalism	25	9	2	1
Drug/Narcotics	24	22	21	2
Drug Equipment	16	16	1	0
Embezzlement	0	0	0	0
Extortion/Blackmail	1	0	0	0
Fraud	24	7	0	0
Gambling	0	0	0	0
Kidnapping	1	1	1	0
Pornography	2	2	0	0
Prostitution	0	0	0	0
Sodomy	0	0	1	0
Sexual Assault w/Object	0	0	0	0
Fondling	5	5	0	2
Incest	0	0	0	0
Statutory Rape	4	4	2	0
Stolen Property	3	3	2	0
Weapon Law Violation	7	3	2	0
Total Group "A"	227	144	60	8

Total Offenses - 5 year trend



Total Arrests - 5 year trend



Group "B" Arrests	Arrests	
	Adult	Juvenile
Bad Checks	0	0
Curfew/Vagrancy	0	0
Disorderly Conduct	2	0
DUI	16	0
Drunkness	0	0
Family Offense-nonviolent	0	0
Liquor Law Violation	14	0
Peeping Tom	0	0
Runaways	0	0
Trespass	4	2
All Other Offenses	98	3
Total Group "B"	134	5

Agency 2014 Crime Report


Madison County Total

Population: 37,681
County: Madison

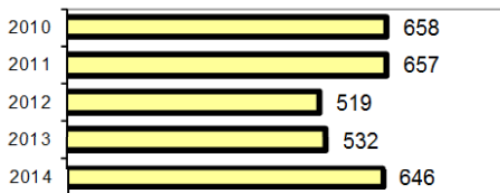
	Offenses		Arrests	
	# Reported	# Cleared	Adult	Juvenile
Group "A" Offenses				
Murder	0	0	0	0
Negligent Manslaughter	0	0	0	0
Rape	11	11	1	0
Robbery	0	0	0	0
Aggravated Assault	6	5	6	0
Burglary	28	12	8	44
Larceny	254	112	73	15
Motor Vehicle Theft	11	9	5	1
Ars on	0	0	0	0
Simple Assault	59	54	27	4
Intimidation	7	5	2	0
Bribery	0	0	0	0
Counterfeiting/Forgery	5	3	1	0
Vandalism	67	19	8	11
Drug/Narcotics	70	65	60	10
Drug Equipment	60	60	16	0
Embezzlement	2	2	1	0
Extortion/Blackmail	1	0	0	0
Fraud	68	13	3	2
Gambling	0	0	0	0
Kidnapping	1	1	1	0
Pornography	2	2	0	0
Prostitution	0	0	0	0
Sodomy	0	0	1	0
Sexual Assault w/Object	0	0	0	0
Fondling	7	7	0	2
Incest	0	0	0	0
Statutory Rape	5	4	2	0
Stolen Property	8	7	2	0
Weapon Law Violation	10	6	2	0
Total Group "A"	682	397	219	89

Offense Overview	
• Offense total	682
• % change from 2013	-6.8
• # of cleared offenses	397
• Percent cleared	58.2
• Group "A" Crime Rate per 100,000 population	1809.9
• Summary based reporting crime rate per 100,000 population is calculated for other state crime comparisons only.	822.7
Arrest Overview	
• Arrest total	646
• % change from 2013	21.4
• Adult arrest total	543
• Juvenile arrest total	103
• Arrest Rate per 100,000 population	1714.4

Total Offenses - 5 year trend



Total Arrests - 5 year trend



Group "B" Arrests	Arrests	
	Adult	Juvenile
Bad Checks	0	0
Curfew/Vagrancy	0	0
Disorderly Conduct	2	0
DUI	35	0
Drunkness	0	0
Family Offense-nonviolent	1	0
Liquor Law Violation	30	1
Peeping Tom	0	0
Runaways	0	0
Trespass	7	2
All Other Offenses	249	11
Total Group "B"	324	14