

Agency 2014 Crime Report


Lewiston Police Department

Population: 32,521
County: Nez Perce

	Offenses		Arrests	
	# Reported	# Cleared	Adult	Juvenile
Group "A" Offenses				
Murder	1	1	1	0
Negligent Manslaughter	0	0	0	0
Rape	10	1	0	0
Robbery	9	3	4	0
Aggravated Assault	39	28	15	5
Burglary	198	44	38	9
Larceny	852	174	166	33
Motor Vehicle Theft	72	9	3	0
Arson	1	1	0	0
Simple Assault	373	294	163	58
Intimidation	6	6	5	0
Bribery	0	0	0	0
Counterfeiting/Forgery	23	3	2	0
Vandalism	238	54	26	13
Drug/Narcotics	226	213	188	21
Drug Equipment	252	238	100	11
Embezzlement	10	3	2	0
Extortion/Blackmail	0	0	0	0
Fraud	69	6	6	0
Gambling	0	0	0	0
Kidnapping	0	0	0	0
Pornography	1	0	0	0
Prostitution	0	0	0	0
Sodomy	0	0	0	0
Sexual Assault w/Object	0	0	0	0
Fondling	18	4	2	1
Incest	1	0	0	0
Statutory Rape	10	3	0	0
Stolen Property	18	9	0	1
Weapon Law Violation	22	18	7	3
Total Group "A"	2,449	1,112	728	155

Offense Overview	
• Offense total	2,449
• % change from 2013	-2.9
• # of cleared offenses	1,112
• Percent cleared	45.4
• Group "A" Crime Rate per 100,000 population	7530.5
• Summary based reporting crime rate per 100,000 population is calculated for other state crime comparisons only.	3634.6
Arrest Overview	
• Arrest total	1,768
• % change from 2013	-5.2
• Adult arrest total	1,564
• Juvenile arrest total	204
• Arrest Rate per 100,000 population	5436.5

Total Offenses - 5 year trend



Total Arrests - 5 year trend



Group "B" Arrests	Arrests	
	Adult	Juvenile
Bad Checks	0	0
Curfew/Vagrancy	8	0
Disorderly Conduct	79	2
DUI	204	0
Drunkness	0	0
Family Offense-nonviolent	25	0
Liquor Law Violation	79	18
Peeping Tom	0	0
Runaways	0	0
Trespass	14	0
All Other Offenses	427	29
Total Group "B"	836	49

Agency 2014 Crime Report


Nez Perce County Sheriff

Population: 8,980
County: Nez Perce

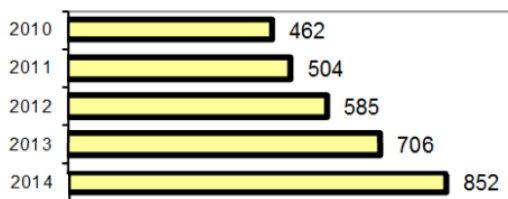
	Offenses		Arrests	
	# Reported	# Cleared	Adult	Juvenile
Group "A" Offenses				
Murder	1	1	1	0
Negligent Manslaughter	0	0	0	0
Rape	1	0	0	0
Robbery	0	0	0	0
Aggravated Assault	5	3	1	1
Burglary	23	4	6	2
Larceny	61	9	9	2
Motor Vehicle Theft	10	1	2	0
Arson	0	0	0	0
Simple Assault	41	36	22	3
Intimidation	0	0	0	0
Bribery	0	0	0	0
Counterfeiting/Forgery	0	0	0	0
Vandalism	19	6	5	1
Drug/Narcotics	72	68	60	15
Drug Equipment	77	74	28	3
Embezzlement	0	0	0	0
Extortion/Blackmail	0	0	0	0
Fraud	0	0	0	0
Gambling	0	0	0	0
Kidnapping	0	0	0	0
Pornography	0	0	0	0
Prostitution	0	0	0	0
Sodomy	0	0	0	0
Sexual Assault w/Object	0	0	0	0
Forcible	2	0	0	0
Incest	0	0	0	0
Statutory Rape	1	0	0	0
Stolen Property	3	3	0	1
Weapon Law Violation	6	6	2	0
Total Group "A"	322	211	136	28

Offense Overview	
• Offense total	322
• % change from 2013	-8.0
• # of cleared offenses	211
• Percent cleared	65.5
• Group "A" Crime Rate per 100,000 population	3585.7
• Summary based reporting crime rate per 100,000 population is calculated for other state crime comparisons only.	1124.7
Arrest Overview	
• Arrest total	852
• % change from 2013	20.7
• Adult arrest total	796
• Juvenile arrest total	56
• Arrest Rate per 100,000 population	9487.8

Total Offenses - 5 year trend



Total Arrests - 5 year trend



Group "B" Arrests	Arrests	
	Adult	Juvenile
Bad Checks	0	0
Curfew/Vagrancy	0	0
Disorderly Conduct	15	5
DUI	65	2
Drunkness	0	0
Family Offense-nonviolent	3	0
Liquor Law Violation	59	17
Peeping Tom	0	0
Runaways	0	0
Trespass	10	0
All Other Offenses	508	4
Total Group "B"	660	28

Agency 2014 Crime Report

Nez Perce County Total

Population: 41,501
County: Nez Perce

Offense Overview

- Offense total 2,771
- % change from 2013 -3.5
- # of cleared offenses 1,323
- Percent cleared 47.7

- Group "A" Crime Rate per 100,000 population 6676.9

- Summary based reporting crime rate per 100,000 population is calculated for other state crime comparisons only. 3091.5


Arrest Overview

- Arrest total 2,620
- % change from 2013 1.9
- Adult arrest total 2,360
- Juvenile arrest total 260

- Arrest Rate per 100,000 population 6313.1

Group "A" Offenses	Offenses		Arrests	
	# Reported	# Cleared	Adult	Juvenile
Murder	2	2	2	0
Negligent Manslaughter	0	0	0	0
Rape	11	1	0	0
Robbery	9	3	4	0
Aggravated Assault	44	31	16	6
Burglary	221	48	44	11
Larceny	913	183	175	35
Motor Vehicle Theft	82	10	5	0
Arson	1	1	0	0
Simple Assault	414	330	185	61
Intimidation	6	6	5	0
Bribery	0	0	0	0
Counterfeiting/Forgery	23	3	2	0
Vandalism	257	60	31	14
Drug/Narcotics	298	281	248	36
Drug Equipment	329	312	128	14
Embezzlement	10	3	2	0
Extortion/Blackmail	0	0	0	0
Fraud	69	6	6	0
Gambling	0	0	0	0
Kidnapping	0	0	0	0
Pornography	1	0	0	0
Prostitution	0	0	0	0
Sodomy	0	0	0	0
Sexual Assault w/Object	0	0	0	0
Fondling	20	4	2	1
Incest	1	0	0	0
Statutory Rape	11	3	0	0
Stolen Property	21	12	0	2
Weapon Law Violation	28	24	9	3
Total Group "A"	2,771	1,323	864	183

Total Offenses - 5 year trend



Total Arrests - 5 year trend



Group "B" Arrests	Arrests	
	Adult	Juvenile
Bad Checks	0	0
Curfew/Vagrancy	8	0
Disorderly Conduct	94	7
DUI	269	2
Drunkenness	0	0
Family Offense-nonviolent	28	0
Liquor Law Violation	138	35
Peeping Tom	0	0
Runaways	0	0
Trespass	24	0
All Other Offenses	935	33
Total Group "B"	1,496	77