

Agency 2014 Crime Report

American Falls Police Department

Population: 4,351
County: Power

Offense Overview

- Offense total 155
- % change from 2013 6.2
- # of cleared offenses 73
- Percent cleared 47.1

- Group "A" Crime Rate per 100,000 population 3562.4

- Summary based reporting crime rate per 100,000 population is calculated for other state crime comparisons only. 1884.6

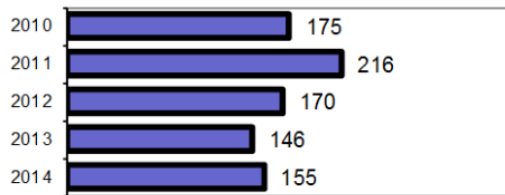
Arrest Overview

- Arrest total 137
- % change from 2013 13.2
- Adult arrest total 118
- Juvenile arrest total 19

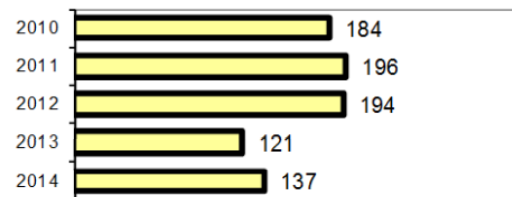
- Arrest Rate per 100,000 population 3148.7

Group "A" Offenses	Offenses		Arrests	
	# Reported	# Cleared	Adult	Juvenile
Murder	0	0	0	0
Negligent Manslaughter	0	0	0	0
Rape	0	0	0	0
Robbery	0	0	0	0
Aggravated Assault	6	4	3	0
Burglary	7	1	2	0
Larceny	67	27	8	7
Motor Vehicle Theft	2	1	0	1
Arson	0	0	0	0
Simple Assault	24	24	18	3
Intimidation	0	0	0	0
Bribery	0	0	0	0
Counterfeiting/Forgery	0	0	0	0
Vandalism	23	2	1	0
Drug/Narcotics	9	6	4	0
Drug Equipment	9	5	3	0
Embezzlement	0	0	0	0
Extortion/Blackmail	0	0	0	0
Fraud	4	2	1	0
Gambling	0	0	0	0
Kidnapping	0	0	0	0
Pornography	0	0	0	0
Prostitution	0	0	0	0
Sodomy	0	0	0	0
Sexual Assault w/Object	0	0	0	0
Fondling	1	0	0	0
Incest	0	0	0	0
Statutory Rape	0	0	0	0
Stolen Property	2	0	0	0
Weapon Law Violation	1	1	1	0
Total Group "A"	155	73	41	11

Total Offenses - 5 year trend



Total Arrests - 5 year trend



Group "B" Arrests	Arrests	
	Adult	Juvenile
Bad Checks	9	0
Curfew/Vagrancy	0	0
Disorderly Conduct	0	0
DUI	19	0
Drunkness	1	0
Family Offense-nonviolent	1	0
Liquor Law Violation	3	5
Peeping Tom	0	0
Runaways	0	1
Trespass	0	0
All Other Offenses	44	2
Total Group "B"	77	8

Agency 2014 Crime Report

Power County Sheriff

Population: 3,388
County: Power

Offense Overview

- Offense total 64
- % change from 2013 -29.7
- # of cleared offenses 27
- Percent cleared 42.2

- Group "A" Crime Rate per 100,000 population 1889.0

- Summary based reporting crime rate per 100,000 population is calculated for other state crime comparisons only. 826.4

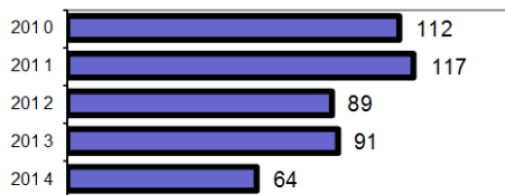
Arrest Overview

- Arrest total 126
- % change from 2013 34.0
- Adult arrest total 123
- Juvenile arrest total 3

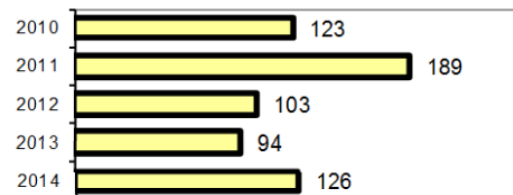
- Arrest Rate per 100,000 population 3719.0

Group "A" Offenses	Offenses		Arrests	
	# Reported	# Cleared	Adult	Juvenile
Murder	0	0	0	0
Negligent Manslaughter	0	0	0	0
Rape	0	0	0	0
Robbery	1	0	0	0
Aggravated Assault	0	0	0	0
Burglary	6	0	0	0
Larceny	19	4	3	0
Motor Vehicle Theft	2	1	1	0
Arson	0	0	0	0
Simple Assault	4	3	2	0
Intimidation	0	0	0	0
Bribery	0	0	0	0
Counterfeiting/Forgery	0	0	0	0
Vandalism	12	0	0	0
Drug/Narcotics	7	7	10	0
Drug Equipment	7	7	1	0
Embezzlement	0	0	0	0
Extortion/Blackmail	0	0	0	0
Fraud	1	0	0	0
Gambling	0	0	0	0
Kidnapping	1	1	1	0
Pornography	0	0	0	0
Prostitution	0	0	0	0
Sodomy	0	0	0	0
Sexual Assault w/Object	0	0	0	0
Fondling	3	3	1	0
Incest	0	0	0	0
Statutory Rape	0	0	0	0
Stolen Property	1	0	1	0
Weapon Law Violation	0	1	0	0
Total Group "A"	64	27	20	0

Total Offenses - 5 year trend



Total Arrests - 5 year trend



Group "B" Arrests	Arrests	
	Adult	Juvenile
Bad Checks	0	0
Curfew/Vagrancy	0	0
Disorderly Conduct	0	0
DUI	18	0
Drunkenness	0	0
Family Offense-nonviolent	0	0
Liquor Law Violation	8	1
Peeping Tom	0	0
Runaways	0	0
Trespass	5	0
All Other Offenses	72	2
Total Group "B"	103	3

Agency 2014 Crime Report

Power County Total

Population: 7,739
County: Power

Offense Overview

- Offense total 219
- % change from 2013 -7.6
- # of cleared offenses 100
- Percent cleared 45.7

- Group "A" Crime Rate per 100,000 population 2829.8

- Summary based reporting crime rate per 100,000 population is calculated for other state crime comparisons only. 1421.4

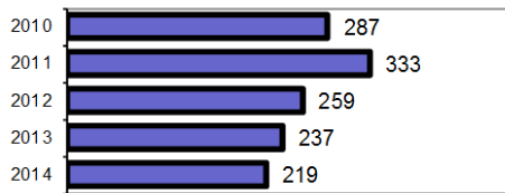
Arrest Overview

- Arrest total 263
- % change from 2013 22.3
- Adult arrest total 241
- Juvenile arrest total 22

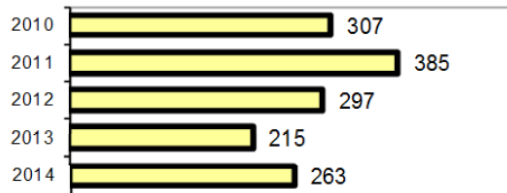
- Arrest Rate per 100,000 population 3398.4

Group "A" Offenses	Offenses		Arrests	
	# Reported	# Cleared	Adult	Juvenile
Murder	0	0	0	0
Negligent Manslaughter	0	0	0	0
Rape	0	0	0	0
Robbery	1	0	0	0
Aggravated Assault	6	4	3	0
Burglary	13	1	2	0
Larceny	86	31	11	7
Motor Vehicle Theft	4	2	1	1
Arson	0	0	0	0
Simple Assault	28	27	20	3
Intimidation	0	0	0	0
Bribery	0	0	0	0
Counterfeiting/Forgery	0	0	0	0
Vandalism	35	2	1	0
Drug/Narcotics	16	13	14	0
Drug Equipment	16	12	4	0
Embezzlement	0	0	0	0
Extortion/Blackmail	0	0	0	0
Fraud	5	2	1	0
Gambling	0	0	0	0
Kidnapping	1	1	1	0
Pornography	0	0	0	0
Prostitution	0	0	0	0
Forcible	0	0	0	0
Sexual Assault w/Object	0	0	0	0
Fondling	4	3	1	0
Incest	0	0	0	0
Statutory Rape	0	0	0	0
Stolen Property	3	0	1	0
Weapon Law Violation	1	2	1	0
Total Group "A"	219	100	61	11

Total Offenses - 5 year trend



Total Arrests - 5 year trend



Group "B" Arrests	Arrests	
	Adult	Juvenile
Bad Checks	9	0
Curfew/Vagrancy	0	0
Disorderly Conduct	0	0
DUI	37	0
Drunkness	1	0
Family Offense-nonviolent	1	0
Liquor Law Violation	11	6
Peeping Tom	0	0
Runaways	0	1
Trespass	5	0
All Other Offenses	116	4
Total Group "B"	180	11