

Agency 2014 Crime Report

Buhl Police Department

Population: 4,235
County: Twin Falls

Offense Overview

- Offense total 225
- % change from 2013 21.0
- # of cleared offenses 107
- Percent cleared 47.6

- Group "A" Crime Rate per 100,000 population 5312.9

- Summary based reporting crime rate per 100,000 population is calculated for other state crime comparisons only. 2172.4

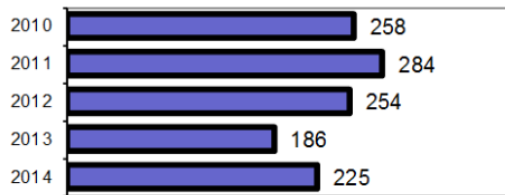
Arrest Overview

- Arrest total 236
- % change from 2013 4.4
- Adult arrest total 186
- Juvenile arrest total 50

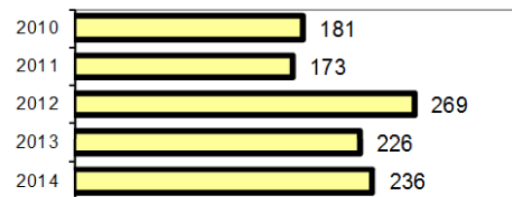
- Arrest Rate per 100,000 population 5572.6

Group "A" Offenses	Offenses		Arrests	
	# Reported	# Cleared	Adult	Juvenile
Murder	0	0	0	0
Negligent Manslaughter	0	0	0	0
Rape	1	0	0	0
Robbery	0	0	0	0
Aggravated Assault	8	6	5	0
Burglary	26	6	3	0
Larceny	55	9	6	3
Motor Vehicle Theft	2	0	0	0
Arson	0	0	0	0
Simple Assault	38	30	15	2
Intimidation	4	3	0	0
Bribery	0	0	0	0
Counterfeiting/Forgery	1	0	0	0
Vandalism	24	5	2	2
Drug/Narcotics	23	22	15	1
Drug Equipment	22	21	7	4
Embezzlement	0	0	0	0
Extortion/Blackmail	0	0	0	0
Fraud	10	1	0	0
Gambling	0	0	0	0
Kidnapping	0	0	0	0
Pornography	0	0	0	0
Prostitution	0	0	0	0
Sodomy	0	0	0	0
Sexual Assault w/Object	0	0	0	0
Fondling	6	1	0	0
Incest	0	0	0	0
Statutory Rape	0	0	0	0
Stolen Property	2	2	1	0
Weapon Law Violation	3	1	0	0
Total Group "A"	225	107	54	12

Total Offenses - 5 year trend



Total Arrests - 5 year trend



Group "B" Arrests	Arrests	
	Adult	Juvenile
Bad Checks	2	0
Curfew/Vagrancy	0	0
Disorderly Conduct	2	1
DUI	17	0
Drunkenness	0	0
Family Offense-nonviolent	4	0
Liquor Law Violation	2	3
Peeping Tom	0	0
Runaways	0	13
Trespass	1	0
All Other Offenses	104	21
Total Group "B"	132	38

Agency 2014 Crime Report

Filer Police Department

Population: 2,622
County: Twin Falls

Offense Overview

- Offense total 43
- % change from 2013 34.4
- # of cleared offenses 31
- Percent cleared 72.1

- Group "A" Crime Rate per 100,000 population 1640.0

- Summary based reporting crime rate per 100,000 population is calculated for other state crime comparisons only. 457.7

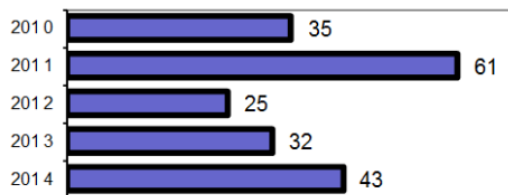
Arrest Overview

- Arrest total 59
- % change from 2013 59.5
- Adult arrest total 34
- Juvenile arrest total 25

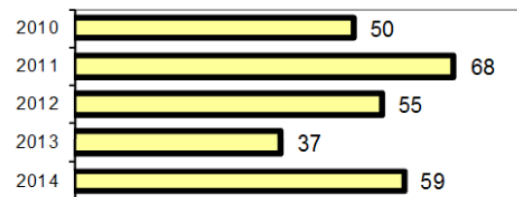
- Arrest Rate per 100,000 population 2250.2

Group "A" Offenses	Offenses		Arrests	
	# Reported	# Cleared	Adult	Juvenile
Murder	0	0	0	0
Negligent Manslaughter	0	0	0	0
Rape	0	0	0	0
Robbery	0	0	0	0
Aggravated Assault	0	0	0	0
Burglary	4	2	0	0
Larceny	7	2	2	2
Motor Vehicle Theft	1	0	0	0
Arson	0	0	0	0
Simple Assault	13	12	4	7
Intimidation	2	2	2	0
Bribery	0	0	0	0
Counterfeiting/Forgery	0	0	0	0
Vandalism	6	4	2	2
Drug/Narcotics	6	6	3	5
Drug Equipment	3	3	2	0
Embezzlement	0	0	0	0
Extortion/Blackmail	0	0	0	0
Fraud	1	0	0	0
Gambling	0	0	0	0
Kidnapping	0	0	0	0
Pornography	0	0	0	0
Prostitution	0	0	0	0
Sodomy	0	0	0	0
Sexual Assault w/Object	0	0	0	0
Fondling	0	0	0	0
Incest	0	0	0	0
Statutory Rape	0	0	0	0
Stolen Property	0	0	0	0
Weapon Law Violation	0	0	0	0
Total Group "A"	43	31	15	16

Total Offenses - 5 year trend



Total Arrests - 5 year trend



Group "B" Arrests	Arrests	
	Adult	Juvenile
Bad Checks	0	0
Curfew/Vagrancy	0	0
Disorderly Conduct	4	0
DUI	7	0
Drunkenness	0	0
Family Offense-nonviolent	0	0
Liquor Law Violation	0	0
Peeping Tom	0	0
Runaways	0	6
Trespass	1	0
All Other Offenses	7	3
Total Group "B"	19	9

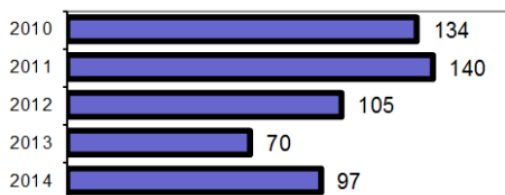
Agency 2014 Crime Report

Kimberly Police Department

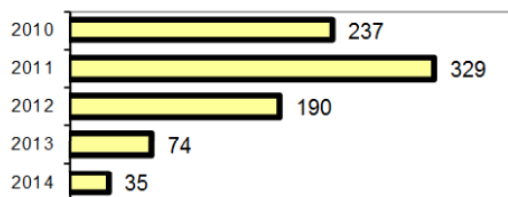
Population: 3,472
County: Twin Falls

	Group "A" Offenses		Offenses		Arrests	
	# Reported	# Cleared	# Reported	# Cleared	Adult	Juvenile
Offense Overview						
• Offense total	97					
• % change from 2013	38.6					
• # of cleared offenses	12					
• Percent cleared	12.4					
• Group "A" Crime Rate per 100,000 population	2793.8					
• Summary based reporting crime rate per 100,000 population is calculated for other state crime comparisons only.	864.1					
Arrest Overview						
• Arrest total	35					
• % change from 2013	-52.7					
• Adult arrest total	27					
• Juvenile arrest total	8					
• Arrest Rate per 100,000 population	1008.1					
Murder	0	0	0	0	0	0
Negligent Manslaughter	0	0	0	0	0	0
Rape	0	0	0	0	0	0
Robbery	0	0	0	0	0	0
Aggravated Assault	3	1	3	1	1	0
Burglary	13	0	13	0	0	0
Larceny	13	0	13	0	0	0
Motor Vehicle Theft	1	0	1	0	0	0
Arson	0	0	0	0	0	0
Simple Assault	26	7	26	7	3	0
Intimidation	1	0	1	0	0	0
Bribery	0	0	0	0	0	0
Counterfeiting/Forgery	0	0	0	0	0	0
Vandalism	20	2	20	2	1	0
Drug/Narcotics	3	0	3	0	0	0
Drug Equipment	0	0	0	0	0	0
Embezzlement	0	0	0	0	0	0
Extortion/Blackmail	0	0	0	0	0	0
Fraud	1	0	1	0	0	0
Gambling	0	0	0	0	0	0
Kidnapping	1	0	1	0	0	0
Pornography	2	0	2	0	0	0
Prostitution	0	0	0	0	0	0
Sodomy	0	0	0	0	0	0
Sexual Assault w/Object	0	0	0	0	0	0
Fondling	8	0	8	0	0	0
Incest	0	0	0	0	0	0
Statutory Rape	1	1	1	1	0	0
Stolen Property	1	0	1	0	0	0
Weapon Law Violation	3	1	3	1	1	0
Total Group "A"	97	12	97	12	6	0

Total Offenses - 5 year trend



Total Arrests - 5 year trend



Group "B" Arrests	Arrests	
	Adult	Juvenile
Bad Checks	0	0
Curfew/Vagrancy	0	0
Disorderly Conduct	0	0
DUI	13	0
Drunkenness	0	0
Family Offense-nonviolent	0	0
Liquor Law Violation	0	0
Peeping Tom	0	0
Runaways	0	0
Trespass	0	0
All Other Offenses	8	8
Total Group "B"	21	8

Agency 2014 Crime Report

Twin Falls Police Department

Population: 46,358
County: Twin Falls

	Offenses		Arrests	
	# Reported	# Cleared	Adult	Juvenile
Group "A" Offenses				
Murder	1	1	0	0
Negligent Manslaughter	0	0	0	0
Rape	12	1	0	0
Robbery	21	9	10	1
Aggravated Assault	78	57	40	1
Burglary	289	30	18	5
Larceny	1,119	349	244	102
Motor Vehicle Theft	59	11	3	4
Arson	3	3	1	2
Simple Assault	532	411	118	12
Intimidation	98	50	11	1
Bribery	0	0	0	0
Counterfeiting/Forgery	19	5	6	0
Vandalism	424	61	16	12
Drug/Narcotics	415	332	328	28
Drug Equipment	198	166	64	9
Embezzlement	5	2	2	0
Extortion/Blackmail	1	0	0	0
Fraud	107	37	10	3
Gambling	0	0	0	0
Kidnapping	12	7	3	0
Pornography	9	3	1	0
Prostitution	15	10	9	0
Sodomy	1	0	0	0
Sexual Assault w/Object	1	0	0	0
Fondling	47	17	7	0
Incest	0	0	0	0
Statutory Rape	2	1	1	0
Stolen Property	33	21	11	2
Weapon Law Violation	33	19	6	2
Total Group "A"	3,534	1,603	909	184

Offense Overview

- Offense total 3,534
- % change from 2013 3.0
- # of cleared offenses 1,603
- Percent cleared 45.4

- Group "A" Crime Rate per 100,000 population 7623.3


- Summary based reporting crime rate per 100,000 population is calculated for other state crime comparisons only. 3412.6

Arrest Overview

- Arrest total 2,222
- % change from 2013 -2.6
- Adult arrest total 1,858
- Juvenile arrest total 364

- Arrest Rate per 100,000 population 4793.1

Total Offenses - 5 year trend



Total Arrests - 5 year trend



Group "B" Arrests	Arrests	
	Adult	Juvenile
Bad Checks	4	0
Curfew/Vagrancy	0	11
Disorderly Conduct	18	12
DUI	193	1
Drunkness	13	0
Family Offense-nonviolent	6	1
Liquor Law Violation	89	24
Peeping Tom	0	0
Runaways	0	26
Trespass	18	2
All Other Offenses	608	103
Total Group "B"	949	180

Agency 2014 Crime Report

Twin Falls County Sheriff

Population: 24,465
County: Twin Falls

Offense Overview

- Offense total 659
- % change from 2013 16.0
- # of cleared offenses 297
- Percent cleared 45.1

- Group "A" Crime Rate per 100,000 population 2693.6

- Summary based reporting crime rate per 100,000 population is calculated for other state crime comparisons only. 1099.5


Arrest Overview

- Arrest total 418
- % change from 2013 19.4
- Adult arrest total 378
- Juvenile arrest total 40

- Arrest Rate per 100,000 population 1708.6

Group "A" Offenses	Offenses		Arrests	
	# Reported	# Cleared	Adult	Juvenile
Murder	2	0	0	0
Negligent Manslaughter	0	0	0	0
Rape	3	1	1	0
Robbery	1	1	1	0
Aggravated Assault	58	47	12	0
Burglary	101	5	7	1
Larceny	86	8	7	0
Motor Vehicle Theft	15	1	0	0
Ars on	3	0	0	0
Simple Assault	60	45	21	6
Intimidation	12	5	0	0
Bribery	0	0	0	0
Counterfeiting/Forgery	7	2	1	0
Vandalism	67	12	4	1
Drug/Narcotics	101	82	84	3
Drug Equipment	84	73	13	2
Embezzlement	1	0	0	0
Extortion/Blackmail	1	0	0	0
Fraud	22	1	1	0
Gambling	0	0	0	0
Kidnapping	2	2	0	0
Pornography	3	0	0	0
Prostitution	0	0	0	0
Sodomy	0	0	0	0
Sexual Assault w/Object	1	0	0	0
Fondling	15	6	3	1
Incest	0	0	0	0
Statutory Rape	1	0	0	0
Stolen Property	7	4	4	0
Weapon Law Violation	6	2	4	0
Total Group "A"	659	297	163	14

Total Offenses - 5 year trend



Total Arrests - 5 year trend



Group "B" Arrests	Arrests	
	Adult	Juvenile
Bad Checks	0	0
Curfew/Vagrancy	0	2
Disorderly Conduct	4	0
DUI	101	1
Drunkness	0	0
Family Offense-nonviolent	8	0
Liquor Law Violation	45	9
Peeping Tom	0	0
Runaways	0	4
Trespass	5	0
All Other Offenses	52	10
Total Group "B"	215	26

Agency 2014 Crime Report

Twin Falls County Total

Population: 81,152
County: Twin Falls

		Offenses		Arrests	
		# Reported	# Cleared	Adult	Juvenile
Group "A" Offenses					
Murder		3	1	0	0
Negligent Manslaughter		0	0	0	0
Rape		16	2	1	0
Robbery		22	10	11	1
Aggravated Assault		147	111	58	1
Burglary		433	43	28	6
Larceny		1,280	368	259	107
Motor Vehicle Theft		78	12	3	4
Arson		6	3	1	2
Simple Assault		669	505	161	27
Intimidation		117	60	13	1
Bribery		0	0	0	0
Counterfeiting/Forgery		27	7	7	0
Vandalism		541	84	25	17
Drug/Narcotics		548	442	430	37
Drug Equipment		307	263	86	15
Embezzlement		6	2	2	0
Extortion/Blackmail		2	0	0	0
Fraud		141	39	11	3
Gambling		0	0	0	0
Kidnapping		15	9	3	0
Pornography		14	3	1	0
Prostitution		15	10	9	0
Sodomy		1	0	0	0
Sexual Assault w/Object		2	0	0	0
Fondling		76	24	10	1
Incest		0	0	0	0
Statutory Rape		4	2	1	0
Stolen Property		43	27	16	2
Weapon Law Violation		45	23	11	2
Total Group "A"		4,558	2,050	1,147	226

Offense Overview	
• Offense total	4,558
• % change from 2013	6.3
• # of cleared offenses	2,050
• Percent cleared	45.0
• Group "A" Crime Rate per 100,000 population	5616.6
• Summary based reporting crime rate per 100,000 population is calculated for other state crime comparisons only.	2446.0
Arrest Overview	
• Arrest total	2,970
• % change from 2013	0.0
• Adult arrest total	2,483
• Juvenile arrest total	487
• Arrest Rate per 100,000 population	3659.8

Total Offenses - 5 year trend



Total Arrests - 5 year trend



Group "B" Arrests	Arrests	
	Adult	Juvenile
Bad Checks	6	0
Curfew/Vagrancy	0	13
Disorderly Conduct	28	13
DUI	331	2
Drunkness	13	0
Family Offense-nonviolent	18	1
Liquor Law Violation	136	36
Peeping Tom	0	0
Runaways	0	49
Trespass	25	2
All Other Offenses	779	145
Total Group "B"	1,336	261