

Agency 2015 Crime Report

Chubbuck Police Department

Population: 14,289
County: Bannock

Offense Overview

- Offense total 1,140
- % change from 2014 **-17.3**
- # of cleared offenses 464
- Percent cleared 40.7

- Group "A" Crime Rate per 100,000 population 7978.2

- Summary based reporting crime rate per 100,000 population is calculated for other state crime comparisons only. 4031.1


Arrest Overview

- Arrest total 422
- % change from 2014 **-26.5**
- Adult arrest total 362
- Juvenile arrest total 60

- Arrest Rate per 100,000 population 2953.3

Group "A" Offenses	Offenses		Arrests	
	# Reported	# Cleared	Adult	Juvenile
Murder	0	0	0	0
Negligent Manslaughter	0	0	0	0
Rape	1	0	0	0
Robbery	1	0	0	0
Aggravated Assault	11	8	3	1
Burglary	35	5	8	4
Larceny	510	188	166	36
Motor Vehicle Theft	18	4	1	0
Arson	0	0	0	0
Simple Assault	154	111	23	1
Intimidation	27	7	4	0
Bribery	0	0	0	0
Counterfeiting/Forgery	11	1	1	0
Vandalism	130	25	10	4
Drug/Narcotics	51	40	31	1
Drug Equipment	52	34	6	0
Embezzlement	15	11	1	0
Extortion/Blackmail	0	0	0	0
Fraud	98	20	7	1
Gambling	0	0	0	0
Kidnapping	0	0	0	0
Pornography	2	0	0	0
Prostitution	1	0	0	0
Sodomy	1	1	0	0
Sexual Assault w/Object	1	1	1	0
Fondling	2	1	0	0
Incest	0	0	0	0
Statutory Rape	0	0	0	0
Stolen Property	1	1	4	0
Weapon Law Violation	18	6	3	0
Total Group "A"	1,140	464	269	48

Total Offenses - 5 year trend



Total Arrests - 5 year trend



Group "B" Arrests	Arrests	
	Adult	Juvenile
Bad Checks	3	0
Curfew/Vagrancy	0	0
Disorderly Conduct	9	2
DUI	20	0
Drunkenness	2	0
Family Offense-nonviolent	2	0
Liquor Law Violation	3	1
Peeping Tom	0	0
Runaways	0	6
Trespass	7	0
All Other Offenses	47	3
Total Group "B"	93	12

Agency 2015 Crime Report

Pocatello Police Department

Population: 54,286
County: Bannock

Offense Overview

- Offense total 3,888
- % change from 2014 **74.1**
- # of cleared offenses 1,788
- Percent cleared 46.0

- Group "A" Crime Rate per 100,000 population 7162.1

- Summary based reporting crime rate per 100,000 population is calculated for other state crime comparisons only. 3402.4


Arrest Overview

- Arrest total 2,896
- % change from 2014 **241.1**
- Adult arrest total 2,291
- Juvenile arrest total 605

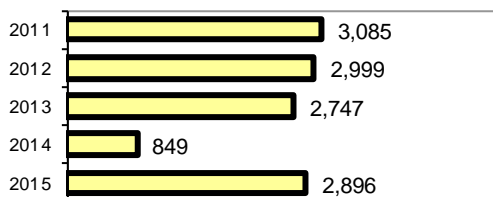
- Arrest Rate per 100,000 population 5334.7

Group "A" Offenses	Offenses		Arrests	
	# Reported	# Cleared	Adult	Juvenile
Murder	1	1	1	0
Negligent Manslaughter	0	0	0	0
Rape	16	10	8	0
Robbery	6	2	3	0
Aggravated Assault	171	138	56	8
Burglary	339	61	21	8
Larceny	1,200	303	207	65
Motor Vehicle Theft	106	23	11	0
Arson	8	6	2	1
Simple Assault	636	462	269	54
Intimidation	53	38	18	1
Bribery	0	0	0	0
Counterfeiting/Forgery	38	20	12	0
Vandalism	361	82	48	15
Drug/Narcotics	389	300	244	31
Drug Equipment	266	216	45	12
Embezzlement	16	10	2	0
Extortion/Blackmail	0	0	0	0
Fraud	145	39	24	1
Gambling	0	0	0	0
Kidnapping	5	4	3	0
Pornography	8	1	0	0
Prostitution	1	0	0	0
Sodomy	5	3	1	0
Sexual Assault w/Object	1	1	2	0
Fondling	19	8	3	1
Incest	1	1	0	0
Statutory Rape	8	6	7	0
Stolen Property	12	11	27	11
Weapon Law Violation	77	42	14	9
Total Group "A"	3,888	1,788	1,028	217

Total Offenses - 5 year trend



Total Arrests - 5 year trend



Group "B" Arrests	Arrests	
	Adult	Juvenile
Bad Checks	1	0
Curfew/Vagrancy	0	16
Disorderly Conduct	122	90
DUI	250	1
Drunkenness	5	0
Family Offense-nonviolent	30	0
Liquor Law Violation	46	15
Peeping Tom	0	0
Runaways	0	60
Trespass	73	2
All Other Offenses	736	204
Total Group "B"	1,263	388

Agency 2015 Crime Report

Bannock County Sheriff

Population: 15,469
County: Bannock

Offense Overview

- Offense total 184
- % change from 2014 **-12.8**
- # of cleared offenses 138
- Percent cleared 75.0

• Group "A" Crime Rate per 100,000 population 1189.5

• Summary based reporting crime rate per 100,000 population is calculated for other state crime comparisons only. 323.2

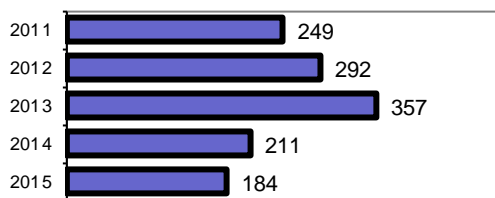
Arrest Overview

- Arrest total 276
- % change from 2014 **-29.9**
- Adult arrest total 230
- Juvenile arrest total 46

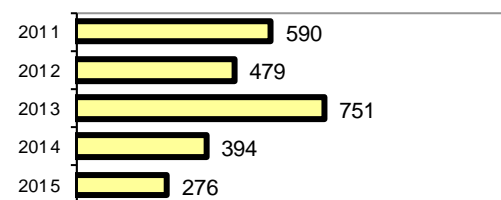
• Arrest Rate per 100,000 population 1784.2

Group "A" Offenses	Offenses		Arrests	
	# Reported	# Cleared	Adult	Juvenile
Murder	0	0	0	0
Negligent Manslaughter	0	0	0	0
Rape	1	0	0	0
Robbery	0	0	0	0
Aggravated Assault	7	7	4	0
Burglary	10	4	2	4
Larceny	28	9	9	1
Motor Vehicle Theft	4	1	0	1
Arson	0	0	0	0
Simple Assault	52	48	26	4
Intimidation	0	0	0	0
Bribery	0	0	0	0
Counterfeiting/Forgery	0	0	0	0
Vandalism	16	4	3	2
Drug/Narcotics	28	27	25	7
Drug Equipment	31	31	9	1
Embezzlement	0	0	0	0
Extortion/Blackmail	0	0	0	0
Fraud	0	0	0	0
Gambling	0	0	0	0
Kidnapping	0	0	0	0
Pornography	0	0	0	0
Prostitution	0	0	0	0
Sodomy	1	1	0	1
Sexual Assault w/Object	0	0	0	0
Fondling	1	1	0	0
Incest	0	0	0	0
Statutory Rape	1	1	1	0
Stolen Property	1	1	0	0
Weapon Law Violation	3	3	1	0
Total Group "A"	184	138	80	21

Total Offenses - 5 year trend



Total Arrests - 5 year trend



Group "B" Arrests	Arrests	
	Adult	Juvenile
Bad Checks	2	0
Curfew/Vagrancy	0	0
Disorderly Conduct	13	7
DUI	50	0
Drunkenness	0	0
Family Offense-nonviolent	1	0
Liquor Law Violation	8	1
Peeping Tom	0	0
Runaways	0	5
Trespass	5	0
All Other Offenses	71	12
Total Group "B"	150	25

Agency 2015 Crime Report

Bannock County Total

Population: 84,044
County: Bannock

Offense Overview

- Offense total 5,212
- % change from 2014 **36.4**
- # of cleared offenses 2,390
- Percent cleared 45.9

• Group "A" Crime Rate per 100,000 population 6201.5

• Summary based reporting crime rate per 100,000 population is calculated for other state crime comparisons only. 2942.5


Arrest Overview

- Arrest total 3,594
- % change from 2014 **97.8**
- Adult arrest total 2,883
- Juvenile arrest total 711

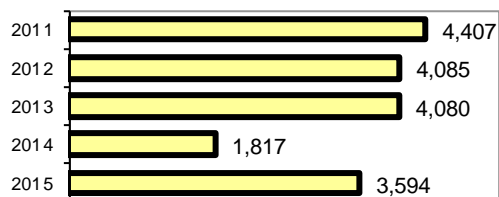
• Arrest Rate per 100,000 population 4276.3

Group "A" Offenses	Offenses		Arrests	
	# Reported	# Cleared	Adult	Juvenile
Murder	1	1	1	0
Negligent Manslaughter	0	0	0	0
Rape	18	10	8	0
Robbery	7	2	3	0
Aggravated Assault	189	153	63	9
Burglary	384	70	31	16
Larceny	1,738	500	382	102
Motor Vehicle Theft	128	28	12	1
Arson	8	6	2	1
Simple Assault	842	621	318	59
Intimidation	80	45	22	1
Bribery	0	0	0	0
Counterfeiting/Forgery	49	21	13	0
Vandalism	507	111	61	21
Drug/Narcotics	468	367	300	39
Drug Equipment	349	281	60	13
Embezzlement	31	21	3	0
Extortion/Blackmail	0	0	0	0
Fraud	243	59	31	2
Gambling	0	0	0	0
Kidnapping	5	4	3	0
Pornography	10	1	0	0
Prostitution	2	0	0	0
Sodomy	7	5	1	1
Sexual Assault w/Object	2	2	3	0
Fondling	22	10	3	1
Incest	1	1	0	0
Statutory Rape	9	7	8	0
Stolen Property	14	13	31	11
Weapon Law Violation	98	51	18	9
Total Group "A"	5,212	2,390	1,377	286

Total Offenses - 5 year trend



Total Arrests - 5 year trend



Group "B" Arrests	Arrests	
	Adult	Juvenile
Bad Checks	6	0
Curfew/Vagrancy	0	16
Disorderly Conduct	144	99
DUI	320	1
Drunkenness	7	0
Family Offense-nonviolent	33	0
Liquor Law Violation	57	17
Peeping Tom	0	0
Runaways	0	71
Trespass	85	2
All Other Offenses	854	219
Total Group "B"	1,506	425