

Agency 2015 Crime Report

St. Maries Police Department

Population: 2,534
County: Benewah

Offense Overview

- Offense total 189
- % change from 2014 **29.5**
- # of cleared offenses 124
- Percent cleared 65.6

- Group "A" Crime Rate per 100,000 population 8097.7

- Summary based reporting crime rate per 100,000 population is calculated for other state crime comparisons only. 1713.8

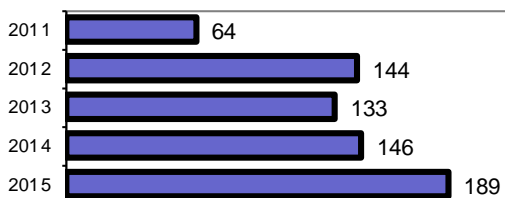
Arrest Overview

- Arrest total 119
- % change from 2014 **-13.8**
- Adult arrest total 106
- Juvenile arrest total 13

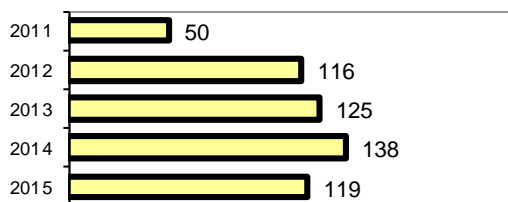
- Arrest Rate per 100,000 population 5098.5

Group "A" Offenses	Offenses		Arrests	
	# Reported	# Cleared	Adult	Juvenile
Murder	0	0	0	0
Negligent Manslaughter	0	0	0	0
Rape	2	0	0	0
Robbery	0	0	0	0
Aggravated Assault	5	3	1	0
Burglary	11	0	0	0
Larceny	20	3	2	1
Motor Vehicle Theft	2	0	0	0
Arson	0	0	0	0
Simple Assault	55	47	25	2
Intimidation	12	6	3	1
Bribery	0	0	0	0
Counterfeiting/Forgery	1	0	0	0
Vandalism	12	5	3	0
Drug/Narcotics	32	31	31	2
Drug Equipment	26	25	8	0
Embezzlement	1	1	1	0
Extortion/Blackmail	0	0	0	0
Fraud	4	0	0	0
Gambling	0	0	0	0
Kidnapping	0	0	0	0
Pornography	1	1	0	0
Prostitution	0	0	0	0
Sodomy	0	0	0	0
Sexual Assault w/Object	0	0	0	0
Fondling	3	2	1	0
Incest	0	0	0	0
Statutory Rape	1	0	0	0
Stolen Property	0	0	0	0
Weapon Law Violation	1	0	0	0
Total Group "A"	189	124	75	6

Total Offenses - 5 year trend



Total Arrests - 5 year trend



Group "B" Arrests	Arrests	
	Adult	Juvenile
Bad Checks	0	0
Curfew/Vagrancy	0	0
Disorderly Conduct	0	0
DUI	21	0
Drunkness	1	1
Family Offense-nonviolent	0	0
Liquor Law Violation	8	4
Peeping Tom	0	0
Runaways	0	1
Trespass	0	0
All Other Offenses	1	1
Total Group "B"	31	7

Agency 2015 Crime Report

Benewah County Sheriff

Population: 6,763
County: Benewah

Offense Overview

- Offense total 236
- % change from 2014 **-4.1**
- # of cleared offenses 167
- Percent cleared 70.8

- Group "A" Crime Rate per 100,000 population 3489.6

- Summary based reporting crime rate per 100,000 population is calculated for other state crime comparisons only. 1109.0

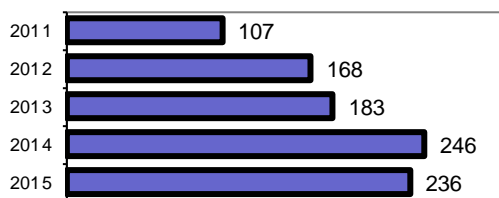
Arrest Overview

- Arrest total 447
- % change from 2014 **34.2**
- Adult arrest total 376
- Juvenile arrest total 71

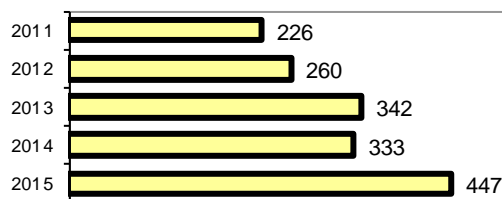
- Arrest Rate per 100,000 population 6609.5

Group "A" Offenses	Offenses		Arrests	
	# Reported	# Cleared	Adult	Juvenile
Murder	0	0	0	0
Negligent Manslaughter	0	0	0	0
Rape	0	0	0	0
Robbery	0	0	0	0
Aggravated Assault	16	16	14	0
Burglary	27	6	9	1
Larceny	32	5	4	1
Motor Vehicle Theft	0	0	0	0
Arson	0	0	0	0
Simple Assault	62	54	34	6
Intimidation	0	0	0	0
Bribery	0	0	0	0
Counterfeiting/Forgery	0	0	0	0
Vandalism	9	5	4	1
Drug/Narcotics	41	38	34	8
Drug Equipment	43	38	7	0
Embezzlement	0	0	0	0
Extortion/Blackmail	0	0	0	0
Fraud	0	0	0	0
Gambling	0	0	0	0
Kidnapping	1	1	1	0
Pornography	0	0	0	0
Prostitution	0	0	0	0
Sodomy	0	0	0	0
Sexual Assault w/Object	0	0	0	0
Fondling	1	1	1	0
Incest	0	0	0	0
Statutory Rape	0	0	0	0
Stolen Property	2	1	1	0
Weapon Law Violation	2	2	2	0
Total Group "A"	236	167	111	17

Total Offenses - 5 year trend



Total Arrests - 5 year trend



Group "B" Arrests	Arrests	
	Adult	Juvenile
Bad Checks	0	0
Curfew/Vagrancy	0	4
Disorderly Conduct	0	0
DUI	59	2
Drunkenness	3	0
Family Offense-nonviolent	3	0
Liquor Law Violation	84	20
Peeping Tom	0	0
Runaways	0	3
Trespass	8	1
All Other Offenses	108	24
Total Group "B"	265	54

Agency 2015 Crime Report

Benewah County Total

Population: 9,097
County: Benewah

Offense Overview

- Offense total 425
- % change from 2014 **8.4**
- # of cleared offenses 291
- Percent cleared 68.5

- Group "A" Crime Rate per 100,000 population 4671.9

- Summary based reporting crime rate per 100,000 population is calculated for other state crime comparisons only. 1264.2

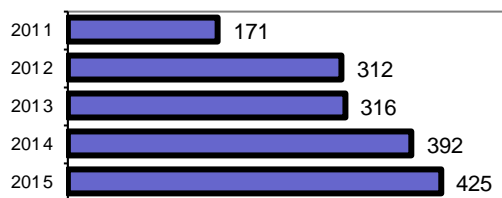
Arrest Overview

- Arrest total 566
- % change from 2014 **78.0**
- Adult arrest total 482
- Juvenile arrest total 84

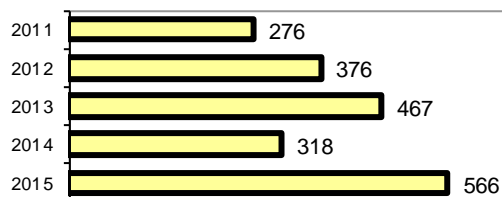
- Arrest Rate per 100,000 population 6221.8

Group "A" Offenses	Offenses		Arrests	
	# Reported	# Cleared	Adult	Juvenile
Murder	0	0	0	0
Negligent Manslaughter	0	0	0	0
Rape	2	0	0	0
Robbery	0	0	0	0
Aggravated Assault	21	19	15	0
Burglary	38	6	9	1
Larceny	52	8	6	2
Motor Vehicle Theft	2	0	0	0
Arson	0	0	0	0
Simple Assault	117	101	59	8
Intimidation	12	6	3	1
Bribery	0	0	0	0
Counterfeiting/Forgery	1	0	0	0
Vandalism	21	10	7	1
Drug/Narcotics	73	69	65	10
Drug Equipment	69	63	15	0
Embezzlement	1	1	1	0
Extortion/Blackmail	0	0	0	0
Fraud	4	0	0	0
Gambling	0	0	0	0
Kidnapping	1	1	1	0
Pornography	1	1	0	0
Prostitution	0	0	0	0
Sodomy	0	0	0	0
Sexual Assault w/Object	0	0	0	0
Fondling	4	3	2	0
Incest	0	0	0	0
Statutory Rape	1	0	0	0
Stolen Property	2	1	1	0
Weapon Law Violation	3	2	2	0
Total Group "A"	425	291	186	23

Total Offenses - 5 year trend



Total Arrests - 5 year trend



Group "B" Arrests	Arrests	
	Adult	Juvenile
Bad Checks	0	0
Curfew/Vagrancy	0	4
Disorderly Conduct	0	0
DUI	80	2
Drunkenness	4	1
Family Offense-nonviolent	3	0
Liquor Law Violation	92	24
Peeping Tom	0	0
Runaways	0	4
Trespass	8	1
All Other Offenses	109	25
Total Group "B"	296	61