

Agency 2015 Crime Report

Idaho Falls Police Department

Population: 59,109
County: Bonneville

Offense Overview

- Offense total 3,900
- % change from 2014 **6.4**
- # of cleared offenses 1,807
- Percent cleared 46.3

- Group "A" Crime Rate per 100,000 population 6598.0

- Summary based reporting crime rate per 100,000 population is calculated for other state crime comparisons only. 3041.8


Arrest Overview

- Arrest total 3,024
- % change from 2014 **13.0**
- Adult arrest total 2,352
- Juvenile arrest total 672

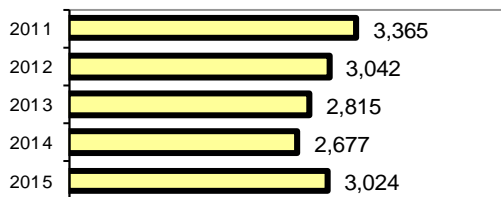
- Arrest Rate per 100,000 population 5116.0

Group "A" Offenses	Offenses		Arrests	
	# Reported	# Cleared	Adult	Juvenile
Murder	2	2	1	0
Negligent Manslaughter	1	1	1	0
Rape	28	6	1	1
Robbery	9	4	7	2
Aggravated Assault	128	101	58	13
Burglary	287	58	36	23
Larceny	1,245	391	307	128
Motor Vehicle Theft	90	23	4	7
Arson	9	2	1	3
Simple Assault	523	345	181	56
Intimidation	71	26	19	1
Bribery	0	0	0	0
Counterfeiting/Forgery	38	19	10	0
Vandalism	480	113	41	31
Drug/Narcotics	303	281	240	43
Drug Equipment	301	292	90	16
Embezzlement	4	0	1	0
Extortion/Blackmail	3	1	1	0
Fraud	227	47	27	5
Gambling	0	0	0	0
Kidnapping	14	6	2	0
Pornography	9	6	6	4
Prostitution	0	0	0	0
Sodomy	1	0	0	0
Sexual Assault w/Object	0	0	0	0
Fondling	35	12	4	0
Incest	0	0	0	0
Statutory Rape	5	1	0	0
Stolen Property	34	27	19	8
Weapon Law Violation	53	43	15	5
Total Group "A"	3,900	1,807	1,072	346

Total Offenses - 5 year trend



Total Arrests - 5 year trend



Group "B" Arrests	Arrests	
	Adult	Juvenile
Bad Checks	7	0
Curfew/Vagrancy	0	3
Disorderly Conduct	103	14
DUI	174	2
Drunkenness	3	0
Family Offense-nonviolent	48	1
Liquor Law Violation	47	16
Peeping Tom	0	0
Runaways	0	114
Trespass	29	4
All Other Offenses	869	172
Total Group "B"	1,280	326

Agency 2015 Crime Report

Bonneville County Sheriff

Population: 66,800
County: Bonneville

Offense Overview

- Offense total 2,023
- % change from 2014 **-0.7**
- # of cleared offenses 966
- Percent cleared 47.8

- Group "A" Crime Rate per 100,000 population 3028.4

- Summary based reporting crime rate per 100,000 population is calculated for other state crime comparisons only. 1274.0


Arrest Overview

- Arrest total 2,133
- % change from 2014 **-9.6**
- Adult arrest total 1,744
- Juvenile arrest total 389

- Arrest Rate per 100,000 population 3193.1

Group "A" Offenses	Offenses		Arrests	
	# Reported	# Cleared	Adult	Juvenile
Murder	0	0	0	0
Negligent Manslaughter	0	0	0	0
Rape	13	7	5	0
Robbery	0	52	0	0
Aggravated Assault	63	0	31	4
Burglary	145	27	22	1
Larceny	570	190	154	38
Motor Vehicle Theft	52	14	3	4
Arson	8	1	1	0
Simple Assault	332	271	90	26
Intimidation	56	27	6	1
Bribery	0	0	0	0
Counterfeiting/Forgery	12	4	0	0
Vandalism	286	67	15	16
Drug/Narcotics	154	120	93	34
Drug Equipment	123	117	32	14
Embezzlement	2	0	0	0
Extortion/Blackmail	0	0	0	0
Fraud	124	19	5	2
Gambling	0	0	0	0
Kidnapping	9	6	6	0
Pornography	3	2	0	0
Prostitution	0	0	0	0
Sodomy	0	0	0	0
Sexual Assault w/Object	1	0	0	0
Fondling	24	12	3	0
Incest	0	0	0	0
Statutory Rape	5	2	1	0
Stolen Property	20	13	5	4
Weapon Law Violation	21	15	4	5
Total Group "A"	2,023	966	476	149

Total Offenses - 5 year trend



Total Arrests - 5 year trend



Group "B" Arrests	Arrests	
	Adult	Juvenile
Bad Checks	0	0
Curfew/Vagrancy	0	10
Disorderly Conduct	27	26
DUI	93	1
Drunkenness	2	0
Family Offense-nonviolent	27	0
Liquor Law Violation	24	25
Peeping Tom	0	0
Runaways	0	68
Trespass	16	5
All Other Offenses	1,079	105
Total Group "B"	1,268	240

Agency 2015 Crime Report

Bonneville County Total

Population: 125,909
County: Bonneville

Offense Overview

- Offense total 5,923
- % change from 2014 **3.9**
- # of cleared offenses 2,773
- Percent cleared 46.8

• Group "A" Crime Rate per 100,000 population 4704.2

• Summary based reporting crime rate per 100,000 population is calculated for other state crime comparisons only. 2103.9


Arrest Overview

- Arrest total 5,157
- % change from 2014 **2.4**
- Adult arrest total 4,096
- Juvenile arrest total 1,061

• Arrest Rate per 100,000 population 4095.8

Group "A" Offenses	Offenses		Arrests	
	# Reported	# Cleared	Adult	Juvenile
Murder	2	2	1	0
Negligent Manslaughter	1	1	1	0
Rape	41	13	6	1
Robbery	9	56	7	2
Aggravated Assault	191	101	89	17
Burglary	432	85	58	24
Larceny	1,815	581	461	166
Motor Vehicle Theft	142	37	7	11
Arson	17	3	2	3
Simple Assault	855	616	271	82
Intimidation	127	53	25	2
Bribery	0	0	0	0
Counterfeiting/Forgery	50	23	10	0
Vandalism	766	180	56	47
Drug/Narcotics	457	401	333	77
Drug Equipment	424	409	122	30
Embezzlement	6	0	1	0
Extortion/Blackmail	3	1	1	0
Fraud	351	66	32	7
Gambling	0	0	0	0
Kidnapping	23	12	8	0
Pornography	12	8	6	4
Prostitution	0	0	0	0
Sodomy	1	0	0	0
Sexual Assault w/Object	1	0	0	0
Fondling	59	24	7	0
Incest	0	0	0	0
Statutory Rape	10	3	1	0
Stolen Property	54	40	24	12
Weapon Law Violation	74	58	19	10
Total Group "A"	5,923	2,773	1,548	495

Total Offenses - 5 year trend



Total Arrests - 5 year trend



Group "B" Arrests	Arrests	
	Adult	Juvenile
Bad Checks	7	0
Curfew/Vagrancy	0	13
Disorderly Conduct	130	40
DUI	267	3
Drunkenness	5	0
Family Offense-nonviolent	75	1
Liquor Law Violation	71	41
Peeping Tom	0	0
Runaways	0	182
Trespass	45	9
All Other Offenses	1,948	277
Total Group "B"	2,548	566