

Agency 2015 Crime Report

Mountain Home Police Department

Population: 13,664
County: Elmore

Offense Overview

- Offense total 722
- % change from 2014 -10.0
- # of cleared offenses 296
- Percent cleared 41.0

- Group "A" Crime Rate
per 100,000 population 5284.0

- Summary based reporting
crime rate per 100,000
population is calculated
for other state crime
comparisons only. 1727.2

Arrest Overview

- Arrest total 516
- % change from 2014 4.0
- Adult arrest total 450
- Juvenile arrest total 66


- Arrest Rate per
100,000 population 3776.3

Group "A" Offenses	Offenses		Arrests	
	# Reported	# Cleared	Adult	Juvenile
Murder	0	0	0	0
Negligent Manslaughter	0	0	0	0
Rape	9	6	2	0
Robbery	1	0	0	0
Aggravated Assault	29	23	8	2
Burglary	34	8	6	3
Larceny	156	27	15	2
Motor Vehicle Theft	3	1	0	0
Arson	4	1	0	3
Simple Assault	205	144	87	1
Intimidation	7	1	0	0
Bribery	0	0	0	0
Counterfeiting/Forgery	2	0	0	0
Vandalism	119	17	5	1
Drug/Narcotics	30	25	20	3
Drug Equipment	34	30	14	0
Embezzlement	0	0	0	0
Extortion/Blackmail	0	0	0	0
Fraud	60	0	0	0
Gambling	0	0	0	0
Kidnapping	0	0	0	0
Pornography	4	1	1	0
Prostitution	0	0	0	0
Sodomy	0	0	0	0
Sexual Assault w/Object	1	0	0	0
Fondling	14	6	2	2
Incest	0	0	0	0
Statutory Rape	3	2	2	0
Stolen Property	1	1	1	0
Weapon Law Violation	6	3	1	0
Total Group "A"	722	296	164	17

Total Offenses - 5 year trend



Total Arrests - 5 year trend



Group "B" Arrests	Arrests	
	Adult	Juvenile
Bad Checks	0	0
Curfew/Vagrancy	0	1
Disorderly Conduct	20	0
DUI	69	0
Drunkenness	0	0
Family Offense-nonviolent	0	0
Liquor Law Violation	29	17
Peeping Tom	0	0
Runaways	0	10
Trespass	2	0
All Other Offenses	166	21
Total Group "B"	286	49

Agency 2015 Crime Report

Elmore County Sheriff

Population: 13,466
County: Elmore

Offense Overview

- Offense total 223
- % change from 2014 **-0.4**
- # of cleared offenses 108
- Percent cleared 48.4

• Group "A" Crime Rate per 100,000 population 1656.0

• Summary based reporting crime rate per 100,000 population is calculated for other state crime comparisons only. 430.7


Arrest Overview

- Arrest total 231
- % change from 2014 **27.6**
- Adult arrest total 229
- Juvenile arrest total 2

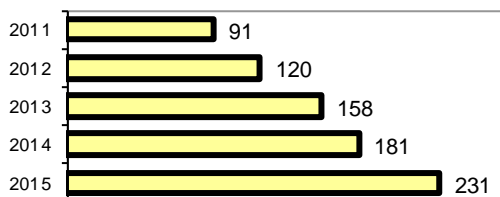
• Arrest Rate per 100,000 population 1715.4

Group "A" Offenses	Offenses		Arrests	
	# Reported	# Cleared	Adult	Juvenile
Murder	0	0	0	0
Negligent Manslaughter	0	0	0	0
Rape	1	0	0	0
Robbery	0	0	0	0
Aggravated Assault	13	9	6	1
Burglary	10	0	0	0
Larceny	27	5	6	0
Motor Vehicle Theft	7	2	1	0
Arson	0	0	0	0
Simple Assault	42	33	27	0
Intimidation	9	3	1	0
Bribery	0	0	0	0
Counterfeiting/Forgery	1	0	0	0
Vandalism	23	2	1	0
Drug/Narcotics	40	29	30	0
Drug Equipment	29	22	6	0
Embezzlement	0	0	0	0
Extortion/Blackmail	0	0	0	0
Fraud	12	0	0	0
Gambling	0	0	0	0
Kidnapping	1	0	0	0
Pornography	2	0	0	0
Prostitution	0	0	0	0
Sodomy	0	0	0	0
Sexual Assault w/Object	0	0	0	0
Fondling	3	1	1	0
Incest	0	0	0	0
Statutory Rape	1	0	0	0
Stolen Property	1	1	2	0
Weapon Law Violation	1	1	0	0
Total Group "A"	223	108	81	1

Total Offenses - 5 year trend



Total Arrests - 5 year trend



Group "B" Arrests	Arrests	
	Adult	Juvenile
Bad Checks	1	0
Curfew/Vagrancy	0	0
Disorderly Conduct	4	0
DUI	29	0
Drunkenness	0	0
Family Offense-nonviolent	6	0
Liquor Law Violation	5	1
Peeping Tom	0	0
Runaways	0	0
Trespass	5	0
All Other Offenses	98	0
Total Group "B"	148	1

Agency 2015 Crime Report

Elmore County Total

Population: 27,130
County: Elmore

Offense Overview

- Offense total 945
- % change from 2014 -7.9
- # of cleared offenses 404
- Percent cleared 42.8

- Group "A" Crime Rate per 100,000 population 3483.2

- Summary based reporting crime rate per 100,000 population is calculated for other state crime comparisons only. 1083.7

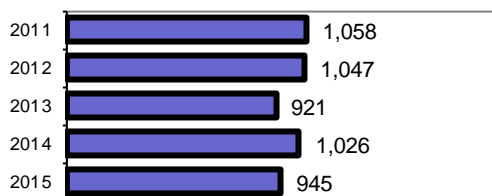
Arrest Overview

- Arrest total 747
- % change from 2014 10.3
- Adult arrest total 679
- Juvenile arrest total 68

- Arrest Rate per 100,000 population 2753.4

Group "A" Offenses	Offenses		Arrests	
	# Reported	# Cleared	Adult	Juvenile
Murder	0	0	0	0
Negligent Manslaughter	0	0	0	0
Rape	10	6	2	0
Robbery	1	0	0	0
Aggravated Assault	42	32	14	3
Burglary	44	8	6	3
Larceny	183	32	21	2
Motor Vehicle Theft	10	3	1	0
Arson	4	1	0	3
Simple Assault	247	177	114	1
Intimidation	16	4	1	0
Bribery	0	0	0	0
Counterfeiting/Forgery	3	0	0	0
Vandalism	142	19	6	1
Drug/Narcotics	70	54	50	3
Drug Equipment	63	52	20	0
Embezzlement	0	0	0	0
Extortion/Blackmail	0	0	0	0
Fraud	72	0	0	0
Gambling	0	0	0	0
Kidnapping	1	0	0	0
Pornography	6	1	1	0
Prostitution	0	0	0	0
Sodomy	0	0	0	0
Sexual Assault w/Object	1	0	0	0
Fondling	17	7	3	2
Incest	0	0	0	0
Statutory Rape	4	2	2	0
Stolen Property	2	2	3	0
Weapon Law Violation	7	4	1	0
Total Group "A"	945	404	245	18

Total Offenses - 5 year trend



Total Arrests - 5 year trend



Group "B" Arrests	Arrests	
	Adult	Juvenile
Bad Checks	1	0
Curfew/Vagrancy	0	1
Disorderly Conduct	24	0
DUI	98	0
Drunkenness	0	0
Family Offense-nonviolent	6	0
Liquor Law Violation	34	18
Peeping Tom	0	0
Runaways	0	10
Trespass	7	0
All Other Offenses	264	21
Total Group "B"	434	50