

Agency 2015 Crime Report

Gooding Police Department

Population: 3,435
County: Gooding

Offense Overview

- Offense total 174
- % change from 2014 **-22.3**
- # of cleared offenses 110
- Percent cleared 63.2

- Group "A" Crime Rate per 100,000 population 5065.5

- Summary based reporting crime rate per 100,000 population is calculated for other state crime comparisons only. 1746.7

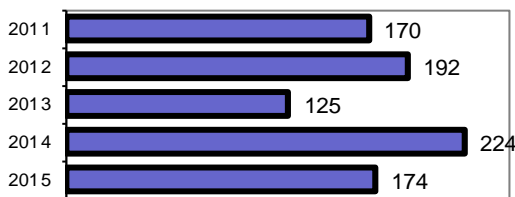
Arrest Overview

- Arrest total 123
- % change from 2014 **1.7**
- Adult arrest total 111
- Juvenile arrest total 12

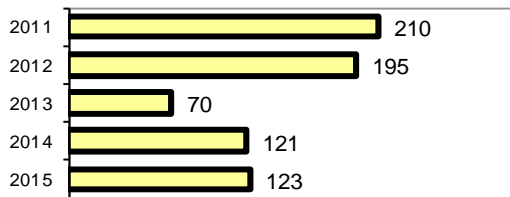
- Arrest Rate per 100,000 population 3580.8

Group "A" Offenses	Offenses		Arrests	
	# Reported	# Cleared	Adult	Juvenile
Murder	0	0	0	0
Negligent Manslaughter	0	0	0	0
Rape	0	0	0	0
Robbery	1	1	1	0
Aggravated Assault	6	6	5	0
Burglary	6	0	0	0
Larceny	42	13	6	1
Motor Vehicle Theft	4	2	0	1
Arson	1	1	0	0
Simple Assault	37	31	18	3
Intimidation	2	2	1	1
Bribery	0	0	0	0
Counterfeiting/Forgery	2	1	0	0
Vandalism	14	5	4	0
Drug/Narcotics	18	17	10	0
Drug Equipment	18	17	5	2
Embezzlement	0	0	0	0
Extortion/Blackmail	0	0	0	0
Fraud	15	7	3	0
Gambling	0	0	0	0
Kidnapping	0	0	0	0
Pornography	0	0	0	0
Prostitution	0	0	0	0
Sodomy	0	0	0	0
Sexual Assault w/Object	0	0	0	0
Fondling	7	6	1	0
Incest	0	0	0	0
Statutory Rape	0	0	0	0
Stolen Property	1	1	0	0
Weapon Law Violation	0	0	0	0
Total Group "A"	174	110	54	8

Total Offenses - 5 year trend



Total Arrests - 5 year trend



Group "B" Arrests	Arrests	
	Adult	Juvenile
Bad Checks	0	0
Curfew/Vagrancy	1	0
Disorderly Conduct	6	0
DUI	21	0
Drunkenness	0	0
Family Offense-nonviolent	0	0
Liquor Law Violation	4	3
Peeping Tom	0	0
Runaways	0	0
Trespass	4	0
All Other Offenses	21	1
Total Group "B"	57	4

Agency 2015 Crime Report

Hagerman Police Department

Population: 852
County: Gooding

Offense Overview

- Offense total 29
- % change from 2014 **141.7**
- # of cleared offenses 0
- Percent cleared 0.0

• Group "A" Crime Rate per 100,000 population 3403.8

• Summary based reporting crime rate per 100,000 population is calculated for other state crime comparisons only. 1995.3

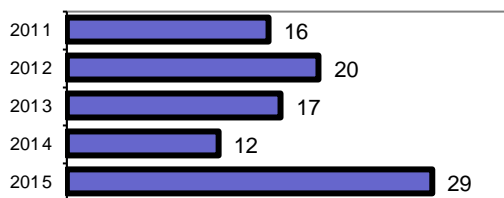
Arrest Overview

- Arrest total 0
- % change from 2014 **0.0**
- Adult arrest total 0
- Juvenile arrest total 0


• Arrest Rate per 100,000 population 0.0

Group "A" Offenses	Offenses		Arrests	
	# Reported	# Cleared	Adult	Juvenile
Murder	0	0	0	0
Negligent Manslaughter	0	0	0	0
Rape	0	0	0	0
Robbery	0	0	0	0
Aggravated Assault	2	0	0	0
Burglary	0	0	0	0
Larceny	14	0	0	0
Motor Vehicle Theft	1	0	0	0
Arson	0	0	0	0
Simple Assault	3	0	0	0
Intimidation	0	0	0	0
Bribery	0	0	0	0
Counterfeiting/Forgery	0	0	0	0
Vandalism	2	0	0	0
Drug/Narcotics	0	0	0	0
Drug Equipment	1	0	0	0
Embezzlement	0	0	0	0
Extortion/Blackmail	0	0	0	0
Fraud	4	0	0	0
Gambling	0	0	0	0
Kidnapping	0	0	0	0
Pornography	0	0	0	0
Prostitution	0	0	0	0
Sodomy	0	0	0	0
Sexual Assault w/Object	0	0	0	0
Fondling	0	0	0	0
Incest	0	0	0	0
Statutory Rape	0	0	0	0
Stolen Property	1	0	0	0
Weapon Law Violation	1	0	0	0
Total Group "A"	29	0	0	0

Total Offenses - 5 year trend



Total Arrests - 5 year trend



Group "B" Arrests	Arrests	
	Adult	Juvenile
Bad Checks	0	0
Curfew/Vagrancy	0	0
Disorderly Conduct	0	0
DUI	0	0
Drunkenness	0	0
Family Offense-nonviolent	0	0
Liquor Law Violation	0	0
Peeping Tom	0	0
Runaways	0	0
Trespass	0	0
All Other Offenses	0	0
Total Group "B"	0	0

Agency 2015 Crime Report

Wendell Police Department

Population: 2,688
County: Gooding

Offense Overview

- Offense total 145
- % change from 2014 **43.6**
- # of cleared offenses 71
- Percent cleared 49.0

• Group "A" Crime Rate per 100,000 population 5394.3

• Summary based reporting crime rate per 100,000 population is calculated for other state crime comparisons only. 1711.3

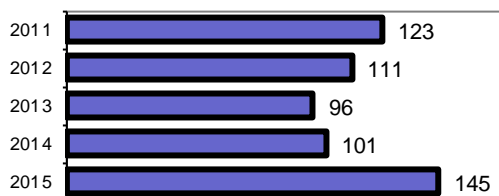
Arrest Overview

- Arrest total 71
- % change from 2014 **97.2**
- Adult arrest total 63
- Juvenile arrest total 8

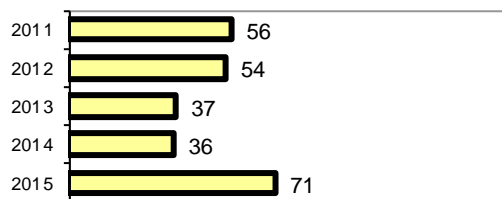
• Arrest Rate per 100,000 population 2641.4

Group "A" Offenses	Offenses		Arrests	
	# Reported	# Cleared	Adult	Juvenile
Murder	0	0	0	0
Negligent Manslaughter	0	0	0	0
Rape	0	0	0	0
Robbery	0	0	0	0
Aggravated Assault	5	3	3	0
Burglary	14	1	1	0
Larceny	18	3	0	0
Motor Vehicle Theft	8	0	0	0
Arson	1	0	0	0
Simple Assault	29	19	9	2
Intimidation	2	0	0	0
Bribery	0	0	0	0
Counterfeiting/Forgery	1	0	0	0
Vandalism	11	2	0	0
Drug/Narcotics	26	19	12	1
Drug Equipment	26	20	7	3
Embezzlement	0	0	0	0
Extortion/Blackmail	0	0	0	0
Fraud	0	0	0	0
Gambling	0	0	0	0
Kidnapping	0	0	0	0
Pornography	0	0	0	0
Prostitution	0	0	0	0
Sodomy	0	0	0	0
Sexual Assault w/Object	0	0	0	0
Fondling	0	0	0	0
Incest	0	0	0	0
Statutory Rape	0	0	0	0
Stolen Property	0	0	0	0
Weapon Law Violation	4	4	2	0
Total Group "A"	145	71	34	6

Total Offenses - 5 year trend



Total Arrests - 5 year trend



Group "B" Arrests	Arrests	
	Adult	Juvenile
Bad Checks	0	0
Curfew/Vagrancy	0	0
Disorderly Conduct	1	1
DUI	15	0
Drunkenness	1	0
Family Offense-nonviolent	0	0
Liquor Law Violation	1	0
Peeping Tom	0	0
Runaways	0	0
Trespass	0	0
All Other Offenses	11	1
Total Group "B"	29	2

Agency 2015 Crime Report

Gooding County Sheriff

Population: 8,023
County: Gooding

Offense Overview

- Offense total 151
- % change from 2014 **28.0**
- # of cleared offenses 60
- Percent cleared 39.7

• Group "A" Crime Rate per 100,000 population 1882.1

• Summary based reporting crime rate per 100,000 population is calculated for other state crime comparisons only. 810.2

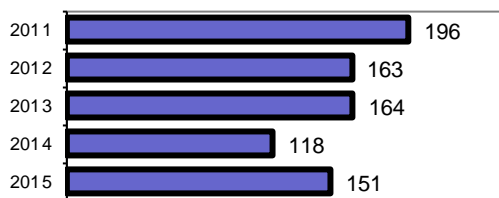
Arrest Overview

- Arrest total 65
- % change from 2014 **8.3**
- Adult arrest total 60
- Juvenile arrest total 5

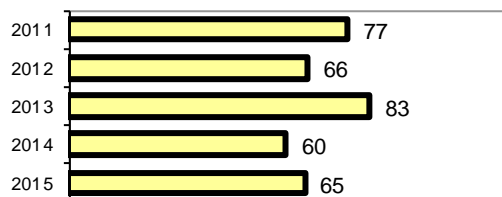
• Arrest Rate per 100,000 population 810.2

Group "A" Offenses	Offenses		Arrests	
	# Reported	# Cleared	Adult	Juvenile
Murder	0	0	0	0
Negligent Manslaughter	0	0	0	0
Rape	1	1	1	0
Robbery	0	0	0	0
Aggravated Assault	11	8	4	0
Burglary	15	1	1	0
Larceny	23	2	0	0
Motor Vehicle Theft	15	2	3	0
Arson	0	0	0	0
Simple Assault	22	13	7	1
Intimidation	0	0	0	0
Bribery	0	0	0	0
Counterfeiting/Forgery	0	0	0	0
Vandalism	4	3	1	0
Drug/Narcotics	35	17	17	0
Drug Equipment	13	8	0	0
Embezzlement	0	0	0	0
Extortion/Blackmail	0	0	0	0
Fraud	6	2	1	0
Gambling	0	0	0	0
Kidnapping	2	1	1	0
Pornography	0	0	0	0
Prostitution	0	0	0	0
Sodomy	0	0	0	0
Sexual Assault w/Object	0	0	0	0
Fondling	2	1	2	1
Incest	0	0	0	0
Statutory Rape	0	0	0	0
Stolen Property	0	0	0	0
Weapon Law Violation	2	1	1	0
Total Group "A"	151	60	39	2

Total Offenses - 5 year trend



Total Arrests - 5 year trend



Group "B" Arrests	Arrests	
	Adult	Juvenile
Bad Checks	0	0
Curfew/Vagrancy	1	0
Disorderly Conduct	2	1
DUI	4	1
Drunkenness	0	0
Family Offense-nonviolent	0	0
Liquor Law Violation	0	0
Peeping Tom	0	0
Runaways	0	0
Trespass	2	0
All Other Offenses	12	1
Total Group "B"	21	3

Agency 2015 Crime Report

Gooding County Total

Population: 14,998
County: Gooding

Offense Overview

- Offense total 499
- % change from 2014 **9.7**
- # of cleared offenses 241
- Percent cleared 48.3

- Group "A" Crime Rate per 100,000 population 3327.1

- Summary based reporting crime rate per 100,000 population is calculated for other state crime comparisons only. 1253.5


Arrest Overview

- Arrest total 259
- % change from 2014 **19.4**
- Adult arrest total 234
- Juvenile arrest total 25

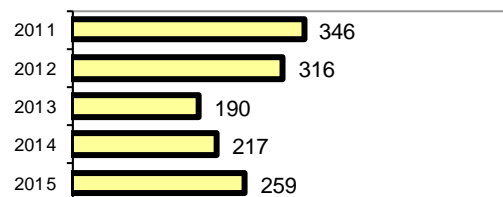
- Arrest Rate per 100,000 population 1726.9

Group "A" Offenses	Offenses		Arrests	
	# Reported	# Cleared	Adult	Juvenile
Murder	0	0	0	0
Negligent Manslaughter	0	0	0	0
Rape	1	1	1	0
Robbery	1	1	1	0
Aggravated Assault	24	17	12	0
Burglary	35	2	2	0
Larceny	97	18	6	1
Motor Vehicle Theft	28	4	3	1
Arson	2	1	0	0
Simple Assault	91	63	34	6
Intimidation	4	2	1	1
Bribery	0	0	0	0
Counterfeiting/Forgery	3	1	0	0
Vandalism	31	10	5	0
Drug/Narcotics	79	53	39	1
Drug Equipment	58	45	12	5
Embezzlement	0	0	0	0
Extortion/Blackmail	0	0	0	0
Fraud	25	9	4	0
Gambling	0	0	0	0
Kidnapping	2	1	1	0
Pornography	0	0	0	0
Prostitution	0	0	0	0
Sodomy	0	0	0	0
Sexual Assault w/Object	0	0	0	0
Fondling	9	7	3	1
Incest	0	0	0	0
Statutory Rape	0	0	0	0
Stolen Property	2	1	0	0
Weapon Law Violation	7	5	3	0
Total Group "A"	499	241	127	16

Total Offenses - 5 year trend



Total Arrests - 5 year trend



Group "B" Arrests	Arrests	
	Adult	Juvenile
Bad Checks	0	0
Curfew/Vagrancy	2	0
Disorderly Conduct	9	2
DUI	40	1
Drunkenness	1	0
Family Offense-nonviolent	0	0
Liquor Law Violation	5	3
Peeping Tom	0	0
Runaways	0	0
Trespass	6	0
All Other Offenses	44	3
Total Group "B"	107	9