

# Agency 2015 Crime Report

## Rexburg Police Department

Population: 27,499  
County: Madison

### Offense Overview

- Offense total 419
- % change from 2014 **-7.9**
- # of cleared offenses 231
- Percent cleared 55.1

• Group "A" Crime Rate per 100,000 population 1523.7

• Summary based reporting crime rate per 100,000 population is calculated for other state crime comparisons only. 701.8

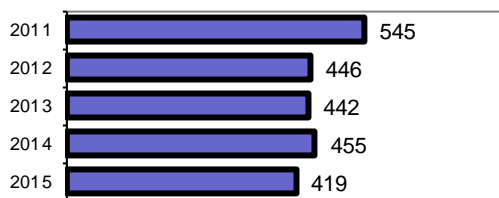
### Arrest Overview

- Arrest total 254
- % change from 2014 **-42.1**
- Adult arrest total 216
- Juvenile arrest total 38

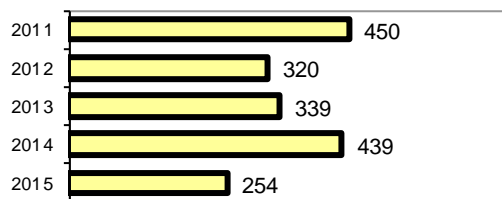
• Arrest Rate per 100,000 population 923.7

Group "A" Offenses	Offenses		Arrests	
	# Reported	# Cleared	Adult	Juvenile
Murder	0	0	0	0
Negligent Manslaughter	0	0	0	0
Rape	2	2	0	0
Robbery	1	1	0	0
Aggravated Assault	9	9	1	2
Burglary	20	12	11	4
Larceny	156	51	43	11
Motor Vehicle Theft	5	5	0	0
Arson	0	0	0	0
Simple Assault	26	24	17	4
Intimidation	1	1	1	0
Bribery	0	0	0	0
Counterfeiting/Forgery	2	1	2	0
Vandalism	33	7	2	0
Drug/Narcotics	54	52	53	8
Drug Equipment	53	52	13	1
Embezzlement	0	0	0	0
Extortion/Blackmail	0	0	0	0
Fraud	44	3	1	1
Gambling	0	0	0	0
Kidnapping	1	1	1	0
Pornography	4	3	2	0
Prostitution	0	0	0	0
Sodomy	0	0	0	0
Sexual Assault w/Object	0	0	0	0
Fondling	0	0	0	1
Incest	0	0	0	0
Statutory Rape	1	1	0	0
Stolen Property	1	1	1	0
Weapon Law Violation	6	5	3	0
<b>Total Group "A"</b>	<b>419</b>	<b>231</b>	<b>151</b>	<b>32</b>

**Total Offenses - 5 year trend**



**Total Arrests - 5 year trend**



Group "B" Arrests	Arrests	
	Adult	Juvenile
Bad Checks	0	0
Curfew/Vagrancy	0	0
Disorderly Conduct	0	0
DUI	15	0
Drunkenness	0	0
Family Offense-nonviolent	0	0
Liquor Law Violation	14	0
Peeping Tom	0	0
Runaways	0	1
Trespass	7	0
All Other Offenses	29	5
<b>Total Group "B"</b>	<b>65</b>	<b>6</b>

# Agency 2015 Crime Report

## Madison County Sheriff

Population: 10,738  
County: Madison

### Offense Overview

- Offense total 212
- % change from 2014 **-6.6**
- # of cleared offenses 131
- Percent cleared 61.8

- Group "A" Crime Rate per 100,000 population 1974.3

- Summary based reporting crime rate per 100,000 population is calculated for other state crime comparisons only. 773.0


### Arrest Overview

- Arrest total 214
- % change from 2014 **3.4**
- Adult arrest total 198
- Juvenile arrest total 16

- Arrest Rate per 100,000 population 1992.9

Group "A" Offenses	Offenses		Arrests	
	# Reported	# Cleared	Adult	Juvenile
Murder	0	0	0	0
Negligent Manslaughter	0	0	0	0
Rape	4	4	2	0
Robbery	1	1	1	0
Aggravated Assault	5	5	1	1
Burglary	12	6	4	2
Larceny	57	14	1	1
Motor Vehicle Theft	4	2	0	0
Arson	0	0	0	0
Simple Assault	17	17	6	1
Intimidation	1	1	0	0
Bribery	0	0	0	0
Counterfeiting/Forgery	0	0	0	0
Vandalism	26	7	2	0
Drug/Narcotics	35	33	29	4
Drug Equipment	28	26	3	1
Embezzlement	1	1	0	0
Extortion/Blackmail	0	0	0	0
Fraud	11	4	0	0
Gambling	0	0	0	0
Kidnapping	0	0	0	0
Pornography	1	1	0	0
Prostitution	0	0	0	0
Sodomy	0	0	0	0
Sexual Assault w/Object	0	0	0	0
Fondling	4	4	2	0
Incest	0	0	0	0
Statutory Rape	0	0	0	0
Stolen Property	3	3	2	0
Weapon Law Violation	2	2	2	0
<b>Total Group "A"</b>	<b>212</b>	<b>131</b>	<b>55</b>	<b>10</b>

**Total Offenses - 5 year trend**



**Total Arrests - 5 year trend**



Group "B" Arrests	Arrests	
	Adult	Juvenile
Bad Checks	0	0
Curfew/Vagrancy	0	0
Disorderly Conduct	4	0
DUI	19	0
Drunkenness	0	0
Family Offense-nonviolent	1	0
Liquor Law Violation	3	4
Peeping Tom	0	0
Runaways	0	1
Trespass	6	1
All Other Offenses	110	0
<b>Total Group "B"</b>	<b>143</b>	<b>6</b>

# Agency 2015 Crime Report

## Madison County Total

Population: 38,237  
County: Madison

### Offense Overview

- Offense total 631
- % change from 2014 -7.5
- # of cleared offenses 362
- Percent cleared 57.4

• Group "A" Crime Rate per 100,000 population 1650.2

• Summary based reporting crime rate per 100,000 population is calculated for other state crime comparisons only. 721.8


### Arrest Overview

- Arrest total 468
- % change from 2014 -27.6
- Adult arrest total 414
- Juvenile arrest total 54

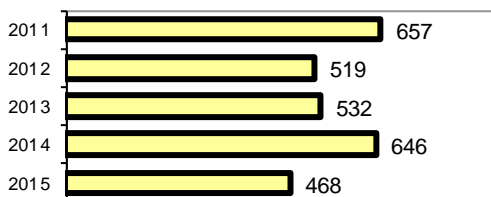
• Arrest Rate per 100,000 population 1223.9

Group "A" Offenses	Offenses		Arrests	
	# Reported	# Cleared	Adult	Juvenile
Murder	0	0	0	0
Negligent Manslaughter	0	0	0	0
Rape	6	6	2	0
Robbery	2	2	1	0
Aggravated Assault	14	14	2	3
Burglary	32	18	15	6
Larceny	213	65	44	12
Motor Vehicle Theft	9	7	0	0
Arson	0	0	0	0
Simple Assault	43	41	23	5
Intimidation	2	2	1	0
Bribery	0	0	0	0
Counterfeiting/Forgery	2	1	2	0
Vandalism	59	14	4	0
Drug/Narcotics	89	85	82	12
Drug Equipment	81	78	16	2
Embezzlement	1	1	0	0
Extortion/Blackmail	0	0	0	0
Fraud	55	7	1	1
Gambling	0	0	0	0
Kidnapping	1	1	1	0
Pornography	5	4	2	0
Prostitution	0	0	0	0
Sodomy	0	0	0	0
Sexual Assault w/Object	0	0	0	0
Fondling	4	4	2	1
Incest	0	0	0	0
Statutory Rape	1	1	0	0
Stolen Property	4	4	3	0
Weapon Law Violation	8	7	5	0
<b>Total Group "A"</b>	<b>631</b>	<b>362</b>	<b>206</b>	<b>42</b>

**Total Offenses - 5 year trend**



**Total Arrests - 5 year trend**



Group "B" Arrests	Arrests	
	Adult	Juvenile
Bad Checks	0	0
Curfew/Vagrancy	0	0
Disorderly Conduct	4	0
DUI	34	0
Drunkenness	0	0
Family Offense-nonviolent	1	0
Liquor Law Violation	17	4
Peeping Tom	0	0
Runaways	0	2
Trespass	13	1
All Other Offenses	139	5
<b>Total Group "B"</b>	<b>208</b>	<b>12</b>