

# Agency 2016 Crime Report

## Idaho Falls Police Department

Population: 59,615

County: Bonneville

### Offense Overview

- Offense total 3,880
- % change from 2015 **-0.5**
- # of cleared offenses 1,750
- Percent cleared 45.1

- Group "A" Crime Rate per 100,000 population 6508.4

- Summary based reporting crime rate per 100,000 population is calculated for other state crime comparisons only. 2769.4


### Arrest Overview

- Arrest total 2,498
- % change from 2015 **-17.4**
- Adult arrest total 2,159
- Juvenile arrest total 339

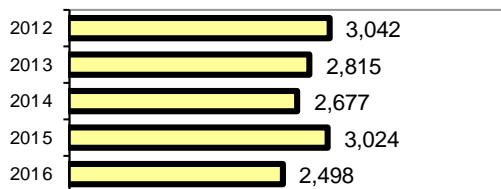
- Arrest Rate per 100,000 population 4190.2

Group "A" Offenses	Offenses		Arrests	
	# Reported	# Cleared	Adult	Juvenile
Murder	1	0	0	0
Negligent Manslaughter	0	0	0	0
Rape	28	4	3	0
Robbery	13	5	6	0
Aggravated Assault	207	128	71	14
Burglary	373	53	38	5
Larceny	926	270	248	50
Motor Vehicle Theft	95	21	6	7
Arson	8	1	2	1
Simple Assault	409	261	135	43
Intimidation	66	23	12	0
Bribery	0	0	0	0
Counterfeiting/Forgery	41	18	10	0
Vandalism	451	79	29	21
Drug/Narcotics	383	354	293	28
Drug Equipment	427	400	154	7
Embezzlement	3	1	0	0
Extortion/Blackmail	43	8	6	0
Fraud	239	36	14	3
Gambling	0	0	0	0
Kidnapping	13	5	3	0
Pornography	10	4	2	1
Prostitution	2	1	2	0
Sodomy	2	1	1	0
Sexual Assault w/Object	4	1	0	0
Fondling	52	17	4	1
Incest	0	0	0	0
Statutory Rape	4	1	0	0
Stolen Property	27	19	16	1
Weapon Law Violation	53	39	15	1
<b>Total Group "A"</b>	<b>3,880</b>	<b>1,750</b>	<b>1,070</b>	<b>183</b>

**Total Offenses - 5 year trend**



**Total Arrests - 5 year trend**



Group "B" Arrests	Arrests	
	Adult	Juvenile
Bad Checks	1	0
Curfew/Vagrancy	0	2
Disorderly Conduct	61	9
DUI	256	1
Drunkenness	2	0
Family Offense-nonviolent	41	0
Liquor Law Violation	44	8
Peeping Tom	0	0
Runaways	0	63
Trespass	26	6
All Other Offenses	658	67
<b>Total Group "B"</b>	<b>1,089</b>	<b>156</b>

# Agency 2016 Crime Report

## Bonneville County Sheriff

Population: 52,282  
County: Bonneville

### Offense Overview

- Offense total 1,914
- % change from 2015 **-5.4**
- # of cleared offenses 785
- Percent cleared 41.0

• Group "A" Crime Rate per 100,000 population 3660.9

• Summary based reporting crime rate per 100,000 population is calculated for other state crime comparisons only. 1639.2


### Arrest Overview

- Arrest total 1,579
- % change from 2015 **-26.0**
- Adult arrest total 1,354
- Juvenile arrest total 225

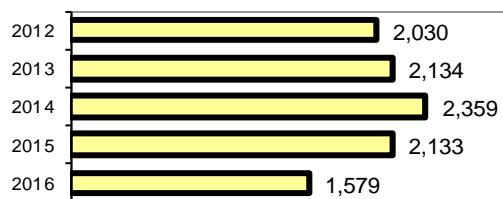
• Arrest Rate per 100,000 population 3020.2

Group "A" Offenses	Offenses		Arrests	
	# Reported	# Cleared	Adult	Juvenile
Murder	0	0	0	0
Negligent Manslaughter	0	0	0	0
Rape	8	4	0	0
Robbery	5	2	2	2
Aggravated Assault	132	87	38	7
Burglary	194	29	21	5
Larceny	474	151	118	40
Motor Vehicle Theft	38	11	2	1
Arson	6	1	0	1
Simple Assault	201	154	60	11
Intimidation	63	24	8	1
Bribery	1	1	0	0
Counterfeiting/Forgery	19	5	8	0
Vandalism	286	72	13	10
Drug/Narcotics	129	97	75	23
Drug Equipment	110	91	25	4
Embezzlement	1	0	0	0
Extortion/Blackmail	20	3	1	0
Fraud	155	24	7	2
Gambling	0	0	0	0
Kidnapping	6	3	2	0
Pornography	7	2	1	0
Prostitution	1	0	0	0
Sodomy	1	0	0	0
Sexual Assault w/Object	1	1	0	0
Fondling	28	9	2	0
Incest	0	0	0	0
Statutory Rape	3	1	1	0
Stolen Property	6	2	4	0
Weapon Law Violation	19	11	6	1
<b>Total Group "A"</b>	<b>1,914</b>	<b>785</b>	<b>394</b>	<b>108</b>

**Total Offenses - 5 year trend**



**Total Arrests - 5 year trend**



Group "B" Arrests	Arrests	
	Adult	Juvenile
Bad Checks	1	0
Curfew/Vagrancy	0	1
Disorderly Conduct	31	4
DUI	89	0
Drunkness	0	0
Family Offense-nonviolent	15	2
Liquor Law Violation	19	20
Peeping Tom	1	0
Runaways	0	39
Trespass	19	4
All Other Offenses	785	47
<b>Total Group "B"</b>	<b>960</b>	<b>117</b>

# Agency 2016 Crime Report

## Bonneville County Total

Population: 111,897  
County: Bonneville

### Offense Overview

- Offense total 5,794
- % change from 2015 **-2.2**
- # of cleared offenses 2,535
- Percent cleared 43.8

- Group "A" Crime Rate per 100,000 population 5178.0

- Summary based reporting crime rate per 100,000 population is calculated for other state crime comparisons only. 2241.3

### Arrest Overview

- Arrest total 4,077
- % change from 2015 **-20.9**
- Adult arrest total 3,513
- Juvenile arrest total 564

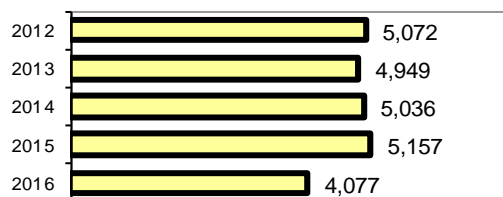
- Arrest Rate per 100,000 population 3643.5

Group "A" Offenses	Offenses		Arrests	
	# Reported	# Cleared	Adult	Juvenile
Murder	1	0	0	0
Negligent Manslaughter	0	0	0	0
Rape	36	8	3	0
Robbery	18	7	8	2
Aggravated Assault	339	215	109	21
Burglary	567	82	59	10
Larceny	1,400	421	366	90
Motor Vehicle Theft	133	32	8	8
Arson	14	2	2	2
Simple Assault	610	415	195	54
Intimidation	129	47	20	1
Bribery	1	1	0	0
Counterfeiting/Forgery	60	23	18	0
Vandalism	737	151	42	31
Drug/Narcotics	512	451	368	51
Drug Equipment	537	491	179	11
Embezzlement	4	1	0	0
Extortion/Blackmail	63	11	7	0
Fraud	394	60	21	5
Gambling	0	0	0	0
Kidnapping	19	8	5	0
Pornography	17	6	3	1
Prostitution	3	1	2	0
Sodomy	3	1	1	0
Sexual Assault w/Object	5	2	0	0
Fondling	80	26	6	1
Incest	0	0	0	0
Statutory Rape	7	2	1	0
Stolen Property	33	21	20	1
Weapon Law Violation	72	50	21	2
<b>Total Group "A"</b>	<b>5,794</b>	<b>2,535</b>	<b>1,464</b>	<b>291</b>

**Total Offenses - 5 year trend**



**Total Arrests - 5 year trend**



Group "B" Arrests	Arrests	
	Adult	Juvenile
Bad Checks	2	0
Curfew/Vagrancy	0	3
Disorderly Conduct	92	13
DUI	345	1
Drunkness	2	0
Family Offense-nonviolent	56	2
Liquor Law Violation	63	28
Peeping Tom	1	0
Runaways	0	102
Trespass	45	10
All Other Offenses	1,443	114
<b>Total Group "B"</b>	<b>2,049</b>	<b>273</b>