

Agency 2016 Crime Report

Cottonwood Police Department

Population: 925
County: Idaho

Offense Overview

- Offense total 12
- % change from 2015 **-14.3**
- # of cleared offenses 3
- Percent cleared 25.0

- Group "A" Crime Rate per 100,000 population 1297.3

- Summary based reporting crime rate per 100,000 population is calculated for other state crime comparisons only. 324.3

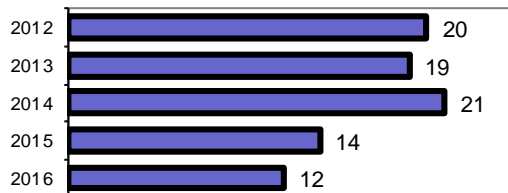
Arrest Overview

- Arrest total 12
- % change from 2015 **20.0**
- Adult arrest total 10
- Juvenile arrest total 2

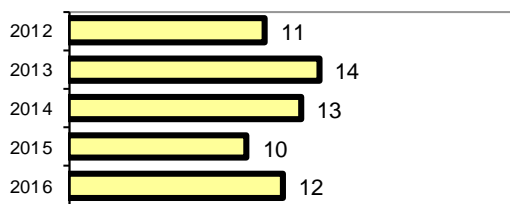
- Arrest Rate per 100,000 population 1297.3

| Group "A" Offenses | Offenses | | Arrests | |
|-------------------------|------------|-----------|----------|----------|
| | # Reported | # Cleared | Adult | Juvenile |
| Murder | 0 | 0 | 0 | 0 |
| Negligent Manslaughter | 0 | 0 | 0 | 0 |
| Rape | 1 | 0 | 1 | 0 |
| Robbery | 0 | 0 | 0 | 0 |
| Aggravated Assault | 0 | 0 | 0 | 0 |
| Burglary | 1 | 0 | 0 | 0 |
| Larceny | 1 | 0 | 0 | 0 |
| Motor Vehicle Theft | 0 | 0 | 0 | 0 |
| Arson | 0 | 0 | 0 | 0 |
| Simple Assault | 2 | 1 | 1 | 0 |
| Intimidation | 0 | 0 | 0 | 0 |
| Bribery | 0 | 0 | 0 | 0 |
| Counterfeiting/Forgery | 0 | 0 | 0 | 0 |
| Vandalism | 3 | 1 | 0 | 2 |
| Drug/Narcotics | 1 | 0 | 0 | 0 |
| Drug Equipment | 0 | 0 | 0 | 0 |
| Embezzlement | 0 | 0 | 0 | 0 |
| Extortion/Blackmail | 0 | 0 | 0 | 0 |
| Fraud | 2 | 0 | 0 | 0 |
| Gambling | 0 | 0 | 0 | 0 |
| Kidnapping | 0 | 0 | 0 | 0 |
| Pornography | 0 | 0 | 0 | 0 |
| Prostitution | 0 | 0 | 0 | 0 |
| Sodomy | 0 | 0 | 0 | 0 |
| Sexual Assault w/Object | 0 | 0 | 0 | 0 |
| Fondling | 0 | 0 | 0 | 0 |
| Incest | 0 | 0 | 0 | 0 |
| Statutory Rape | 1 | 1 | 0 | 0 |
| Stolen Property | 0 | 0 | 0 | 0 |
| Weapon Law Violation | 0 | 0 | 0 | 0 |
| Total Group "A" | 12 | 3 | 2 | 2 |

Total Offenses - 5 year trend



Total Arrests - 5 year trend



| Group "B" Arrests | Arrests | |
|---------------------------|----------|----------|
| | Adult | Juvenile |
| Bad Checks | 0 | 0 |
| Curfew/Vagrancy | 0 | 0 |
| Disorderly Conduct | 0 | 0 |
| DUI | 2 | 0 |
| Drunkenness | 0 | 0 |
| Family Offense-nonviolent | 6 | 0 |
| Liquor Law Violation | 0 | 0 |
| Peeping Tom | 0 | 0 |
| Runaways | 0 | 0 |
| Trespass | 0 | 0 |
| All Other Offenses | 0 | 0 |
| Total Group "B" | 8 | 0 |

Agency 2016 Crime Report

Grangeville Police Department

Population: 3,156
County: Idaho

Offense Overview

- Offense total 103
- % change from 2015 **-10.4**
- # of cleared offenses 43
- Percent cleared 41.7

- Group "A" Crime Rate per 100,000 population 3263.6

- Summary based reporting crime rate per 100,000 population is calculated for other state crime comparisons only. 1457.5


Arrest Overview

- Arrest total 72
- % change from 2015 **-6.5**
- Adult arrest total 63
- Juvenile arrest total 9

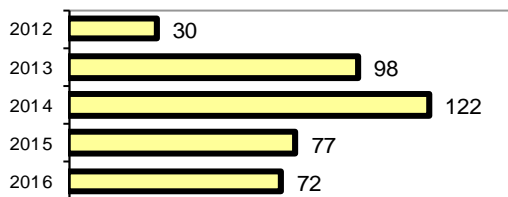
- Arrest Rate per 100,000 population 2281.4

| Group "A" Offenses | Offenses | | Arrests | |
|-------------------------|------------|-----------|-----------|----------|
| | # Reported | # Cleared | Adult | Juvenile |
| Murder | 0 | 0 | 0 | 0 |
| Negligent Manslaughter | 0 | 0 | 0 | 0 |
| Rape | 0 | 0 | 0 | 0 |
| Robbery | 0 | 0 | 0 | 0 |
| Aggravated Assault | 2 | 2 | 0 | 0 |
| Burglary | 21 | 3 | 0 | 0 |
| Larceny | 22 | 6 | 1 | 0 |
| Motor Vehicle Theft | 1 | 0 | 0 | 0 |
| Arson | 0 | 0 | 0 | 0 |
| Simple Assault | 24 | 18 | 11 | 0 |
| Intimidation | 1 | 1 | 1 | 0 |
| Bribery | 0 | 0 | 0 | 0 |
| Counterfeiting/Forgery | 1 | 0 | 0 | 0 |
| Vandalism | 8 | 2 | 0 | 0 |
| Drug/Narcotics | 6 | 5 | 0 | 1 |
| Drug Equipment | 6 | 3 | 2 | 0 |
| Embezzlement | 0 | 0 | 0 | 0 |
| Extortion/Blackmail | 1 | 1 | 0 | 0 |
| Fraud | 4 | 0 | 0 | 0 |
| Gambling | 0 | 0 | 0 | 0 |
| Kidnapping | 0 | 0 | 0 | 0 |
| Pornography | 0 | 0 | 0 | 0 |
| Prostitution | 0 | 0 | 0 | 0 |
| Sodomy | 0 | 0 | 0 | 0 |
| Sexual Assault w/Object | 0 | 0 | 0 | 0 |
| Fondling | 1 | 1 | 0 | 0 |
| Incest | 0 | 0 | 0 | 0 |
| Statutory Rape | 0 | 0 | 0 | 0 |
| Stolen Property | 3 | 1 | 0 | 0 |
| Weapon Law Violation | 2 | 0 | 0 | 0 |
| Total Group "A" | 103 | 43 | 15 | 1 |

Total Offenses - 5 year trend



Total Arrests - 5 year trend



| Group "B" Arrests | Arrests | |
|---------------------------|-----------|----------|
| | Adult | Juvenile |
| Bad Checks | 0 | 0 |
| Curfew/Vagrancy | 0 | 0 |
| Disorderly Conduct | 1 | 0 |
| DUI | 4 | 0 |
| Drunkenness | 0 | 0 |
| Family Offense-nonviolent | 39 | 8 |
| Liquor Law Violation | 4 | 0 |
| Peeping Tom | 0 | 0 |
| Runaways | 0 | 0 |
| Trespass | 0 | 0 |
| All Other Offenses | 0 | 0 |
| Total Group "B" | 48 | 8 |

Agency 2016 Crime Report

Idaho County Sheriff

Population: 12,284
County: Idaho

Offense Overview

- Offense total 295
- % change from 2015 -2.6
- # of cleared offenses 197
- Percent cleared 66.8

- Group "A" Crime Rate per 100,000 population 2401.5

- Summary based reporting crime rate per 100,000 population is calculated for other state crime comparisons only. 936.2

Arrest Overview

- Arrest total 353
- % change from 2015 -1.4
- Adult arrest total 347
- Juvenile arrest total 6

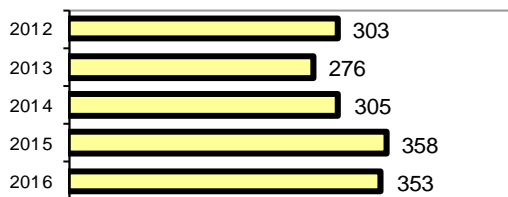
- Arrest Rate per 100,000 population 2873.7

| Group "A" Offenses | Offenses | | Arrests | |
|-------------------------|------------|------------|------------|----------|
| | # Reported | # Cleared | Adult | Juvenile |
| Murder | 0 | 0 | 0 | 0 |
| Negligent Manslaughter | 0 | 0 | 0 | 0 |
| Rape | 2 | 1 | 0 | 0 |
| Robbery | 0 | 0 | 0 | 0 |
| Aggravated Assault | 19 | 17 | 11 | 0 |
| Burglary | 34 | 9 | 9 | 0 |
| Larceny | 54 | 13 | 12 | 1 |
| Motor Vehicle Theft | 6 | 1 | 1 | 0 |
| Arson | 0 | 0 | 0 | 0 |
| Simple Assault | 33 | 29 | 24 | 0 |
| Intimidation | 1 | 1 | 2 | 0 |
| Bribery | 0 | 0 | 0 | 0 |
| Counterfeiting/Forgery | 2 | 2 | 0 | 0 |
| Vandalism | 20 | 8 | 4 | 0 |
| Drug/Narcotics | 54 | 52 | 55 | 1 |
| Drug Equipment | 55 | 53 | 20 | 1 |
| Embezzlement | 0 | 0 | 0 | 0 |
| Extortion/Blackmail | 0 | 0 | 0 | 0 |
| Fraud | 5 | 2 | 0 | 0 |
| Gambling | 0 | 0 | 0 | 0 |
| Kidnapping | 1 | 1 | 0 | 0 |
| Pornography | 0 | 0 | 0 | 0 |
| Prostitution | 0 | 0 | 0 | 0 |
| Sodomy | 0 | 0 | 0 | 0 |
| Sexual Assault w/Object | 3 | 3 | 0 | 1 |
| Fondling | 3 | 3 | 0 | 1 |
| Incest | 0 | 0 | 0 | 0 |
| Statutory Rape | 1 | 0 | 0 | 0 |
| Stolen Property | 0 | 0 | 0 | 0 |
| Weapon Law Violation | 2 | 2 | 1 | 0 |
| Total Group "A" | 295 | 197 | 139 | 5 |

Total Offenses - 5 year trend



Total Arrests - 5 year trend



| Group "B" Arrests | Arrests | |
|---------------------------|------------|----------|
| | Adult | Juvenile |
| Bad Checks | 0 | 0 |
| Curfew/Vagrancy | 0 | 0 |
| Disorderly Conduct | 12 | 1 |
| DUI | 40 | 0 |
| Drunkenness | 0 | 0 |
| Family Offense-nonviolent | 2 | 0 |
| Liquor Law Violation | 12 | 0 |
| Peeping Tom | 0 | 0 |
| Runaways | 0 | 0 |
| Trespass | 2 | 0 |
| All Other Offenses | 140 | 0 |
| Total Group "B" | 208 | 1 |

Agency 2016 Crime Report

Idaho County Total

Population: 16,365
County: Idaho

Offense Overview

- Offense total 410
- % change from 2015 -5.1
- # of cleared offenses 243
- Percent cleared 59.3

- Group "A" Crime Rate per 100,000 population 2505.3

- Summary based reporting crime rate per 100,000 population is calculated for other state crime comparisons only. 1002.1

Arrest Overview

- Arrest total 437
- % change from 2015 -1.8
- Adult arrest total 420
- Juvenile arrest total 17

- Arrest Rate per 100,000 population 2670.3

| Group "A" Offenses | Offenses | | Arrests | |
|-------------------------|------------|------------|------------|----------|
| | # Reported | # Cleared | Adult | Juvenile |
| Murder | 0 | 0 | 0 | 0 |
| Negligent Manslaughter | 0 | 0 | 0 | 0 |
| Rape | 3 | 1 | 1 | 0 |
| Robbery | 0 | 0 | 0 | 0 |
| Aggravated Assault | 21 | 19 | 11 | 0 |
| Burglary | 56 | 12 | 9 | 0 |
| Larceny | 77 | 19 | 13 | 1 |
| Motor Vehicle Theft | 7 | 1 | 1 | 0 |
| Arson | 0 | 0 | 0 | 0 |
| Simple Assault | 59 | 48 | 36 | 0 |
| Intimidation | 2 | 2 | 3 | 0 |
| Bribery | 0 | 0 | 0 | 0 |
| Counterfeiting/Forgery | 3 | 2 | 0 | 0 |
| Vandalism | 31 | 11 | 4 | 2 |
| Drug/Narcotics | 61 | 57 | 55 | 2 |
| Drug Equipment | 61 | 56 | 22 | 1 |
| Embezzlement | 0 | 0 | 0 | 0 |
| Extortion/Blackmail | 1 | 1 | 0 | 0 |
| Fraud | 11 | 2 | 0 | 0 |
| Gambling | 0 | 0 | 0 | 0 |
| Kidnapping | 1 | 1 | 0 | 0 |
| Pornography | 0 | 0 | 0 | 0 |
| Prostitution | 0 | 0 | 0 | 0 |
| Sodomy | 0 | 0 | 0 | 0 |
| Sexual Assault w/Object | 3 | 3 | 0 | 1 |
| Fondling | 4 | 4 | 0 | 1 |
| Incest | 0 | 0 | 0 | 0 |
| Statutory Rape | 2 | 1 | 0 | 0 |
| Stolen Property | 3 | 1 | 0 | 0 |
| Weapon Law Violation | 4 | 2 | 1 | 0 |
| Total Group "A" | 410 | 243 | 156 | 8 |

Total Offenses - 5 year trend



Total Arrests - 5 year trend



| Group "B" Arrests | Arrests | |
|---------------------------|------------|----------|
| | Adult | Juvenile |
| Bad Checks | 0 | 0 |
| Curfew/Vagrancy | 0 | 0 |
| Disorderly Conduct | 13 | 1 |
| DUI | 46 | 0 |
| Drunkenness | 0 | 0 |
| Family Offense-nonviolent | 47 | 8 |
| Liquor Law Violation | 16 | 0 |
| Peeping Tom | 0 | 0 |
| Runaways | 0 | 0 |
| Trespass | 2 | 0 |
| All Other Offenses | 140 | 0 |
| Total Group "B" | 264 | 9 |