

# Agency 2016 Crime Report

## Lewiston Police Department

Population: 32,665

County: Nez Perce

### Offense Overview

- Offense total 2,553
- % change from 2015 **22.7**
- # of cleared offenses 1,087
- Percent cleared 42.6

- Group "A" Crime Rate per 100,000 population 7815.7

- Summary based reporting crime rate per 100,000 population is calculated for other state crime comparisons only. 3869.6


### Arrest Overview

- Arrest total 1,248
- % change from 2015 **21.3**
- Adult arrest total 1,103
- Juvenile arrest total 145


- Arrest Rate per 100,000 population 3820.6

Group "A" Offenses	Offenses		Arrests	
	# Reported	# Cleared	Adult	Juvenile
Murder	0	0	0	0
Negligent Manslaughter	1	1	1	0
Rape	13	8	2	1
Robbery	3	2	1	0
Aggravated Assault	29	23	19	9
Burglary	242	53	53	4
Larceny	893	141	150	8
Motor Vehicle Theft	82	13	1	0
Arson	2	0	0	0
Simple Assault	304	262	151	63
Intimidation	7	7	5	0
Bribery	0	0	0	0
Counterfeiting/Forgery	34	1	1	0
Vandalism	288	51	21	8
Drug/Narcotics	263	246	198	21
Drug Equipment	241	234	89	7
Embezzlement	2	1	0	0
Extortion/Blackmail	0	0	0	0
Fraud	73	5	0	1
Gambling	0	0	0	0
Kidnapping	1	1	2	0
Pornography	1	1	0	0
Prostitution	0	0	0	0
Sodomy	1	0	0	0
Sexual Assault w/Object	0	0	0	0
Fondling	20	8	4	1
Incest	1	1	1	0
Statutory Rape	4	0	0	0
Stolen Property	17	4	2	0
Weapon Law Violation	31	24	8	4
<b>Total Group "A"</b>	<b>2,553</b>	<b>1,087</b>	<b>709</b>	<b>127</b>

**Total Offenses - 5 year trend**



**Total Arrests - 5 year trend**



Group "B" Arrests	Arrests	
	Adult	Juvenile
Bad Checks	2	0
Curfew/Vagrancy	3	1
Disorderly Conduct	47	0
DUI	113	1
Drunkness	0	0
Family Offense-nonviolent	14	0
Liquor Law Violation	45	10
Peeping Tom	0	0
Runaways	0	0
Trespass	39	0
All Other Offenses	131	6
<b>Total Group "B"</b>	<b>394</b>	<b>18</b>

# Agency 2016 Crime Report

## Nez Perce County Sheriff

Population: 7,778  
County: Nez Perce

### Offense Overview

- Offense total 287
- % change from 2015 **-10.3**
- # of cleared offenses 168
- Percent cleared 58.5
  
- Group "A" Crime Rate per 100,000 population 3689.9
  
- Summary based reporting crime rate per 100,000 population is calculated for other state crime comparisons only. 1517.1

### Arrest Overview

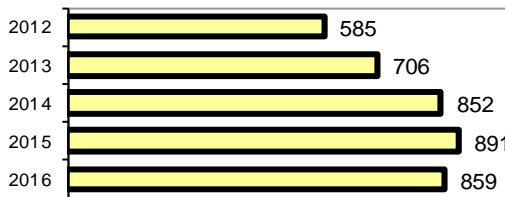
- Arrest total 859
- % change from 2015 **-3.6**
- Adult arrest total 850
- Juvenile arrest total 9
  
- Arrest Rate per 100,000 population 11044.0

Group "A" Offenses	Offenses		Arrests	
	# Reported	# Cleared	Adult	Juvenile
Murder	0	0	0	0
Negligent Manslaughter	0	0	0	0
Rape	1	0	0	0
Robbery	1	0	0	0
Aggravated Assault	6	5	4	0
Burglary	31	7	7	0
Larceny	74	9	8	0
Motor Vehicle Theft	5	1	1	0
Arson	0	0	0	0
Simple Assault	39	32	28	3
Intimidation	0	0	0	0
Bribery	0	0	0	0
Counterfeiting/Forgery	0	0	0	0
Vandalism	21	12	10	1
Drug/Narcotics	45	42	41	0
Drug Equipment	55	52	21	0
Embezzlement	0	0	0	0
Extortion/Blackmail	0	0	0	0
Fraud	3	2	0	1
Gambling	0	0	0	0
Kidnapping	2	2	1	0
Pornography	0	0	0	0
Prostitution	0	0	0	0
Sodomy	0	0	0	0
Sexual Assault w/Object	0	0	0	0
Forcible	0	0	0	0
Incest	0	0	0	0
Statutory Rape	0	0	0	0
Stolen Property	2	2	2	0
Weapon Law Violation	2	2	0	1
<b>Total Group "A"</b>	<b>287</b>	<b>168</b>	<b>123</b>	<b>6</b>

**Total Offenses - 5 year trend**



**Total Arrests - 5 year trend**



Group "B" Arrests	Arrests	
	Adult	Juvenile
Bad Checks	0	0
Curfew/Vagrancy	0	0
Disorderly Conduct	7	0
DUI	57	0
Drunkenness	0	0
Family Offense-nonviolent	2	0
Liquor Law Violation	6	0
Peeping Tom	0	0
Runaways	0	0
Trespass	6	0
All Other Offenses	649	3
<b>Total Group "B"</b>	<b>727</b>	<b>3</b>

# Agency 2016 Crime Report

## Nez Perce County Total

Population: 40,443  
County: Nez Perce

### Offense Overview

- Offense total 2,840
- % change from 2015 **18.3**
- # of cleared offenses 1,255
- Percent cleared 44.2

- Group "A" Crime Rate per 100,000 population 7022.2

- Summary based reporting crime rate per 100,000 population is calculated for other state crime comparisons only. 3417.2

### Arrest Overview

- Arrest total 2,107
- % change from 2015 **9.7**
- Adult arrest total 1,953
- Juvenile arrest total 154

- Arrest Rate per 100,000 population 5209.8

Group "A" Offenses	Offenses		Arrests	
	# Reported	# Cleared	Adult	Juvenile
Murder	0	0	0	0
Negligent Manslaughter	1	1	1	0
Rape	14	8	2	1
Robbery	4	2	1	0
Aggravated Assault	35	28	23	9
Burglary	273	60	60	4
Larceny	967	150	158	8
Motor Vehicle Theft	87	14	2	0
Arson	2	0	0	0
Simple Assault	343	294	179	66
Intimidation	7	7	5	0
Bribery	0	0	0	0
Counterfeiting/Forgery	34	1	1	0
Vandalism	309	63	31	9
Drug/Narcotics	308	288	239	21
Drug Equipment	296	286	110	7
Embezzlement	2	1	0	0
Extortion/Blackmail	0	0	0	0
Fraud	76	7	0	2
Gambling	0	0	0	0
Kidnapping	3	3	3	0
Pornography	1	1	0	0
Prostitution	0	0	0	0
Sodomy	1	0	0	0
Sexual Assault w/Object	0	0	0	0
Fondling	20	8	4	1
Incest	1	1	1	0
Statutory Rape	4	0	0	0
Stolen Property	19	6	4	0
Weapon Law Violation	33	26	8	5
<b>Total Group "A"</b>	<b>2,840</b>	<b>1,255</b>	<b>832</b>	<b>133</b>

**Total Offenses - 5 year trend**



**Total Arrests - 5 year trend**



Group "B" Arrests	Arrests	
	Adult	Juvenile
Bad Checks	2	0
Curfew/Vagrancy	3	1
Disorderly Conduct	54	0
DUI	170	1
Drunkenness	0	0
Family Offense-nonviolent	16	0
Liquor Law Violation	51	10
Peeping Tom	0	0
Runaways	0	0
Trespass	45	0
All Other Offenses	780	9
<b>Total Group "B"</b>	<b>1,121</b>	<b>21</b>