

# Agency 2017 Crime Report

## COTTONWOOD Police Department

Population: 919

County: Idaho

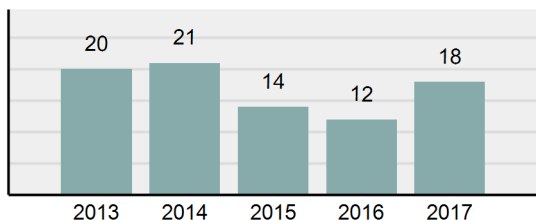
### Offense Overview

- Offense Total 18
- % change from 2016 50%
- # of cleared offenses 4
- Percent Cleared 22.22%
- Group "A" Crime Rate per 100,000 population 1,958.65
- Summary based reporting crime rate per 100,000 populated is calculated for other state crime comparisons only. 652.88

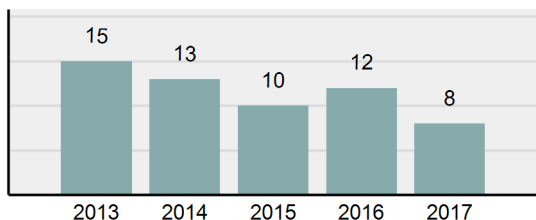
### Arrest Overview

- Arrest Total 8
- % change from 2016 -33.33%
- Adult Arrest total 5
- Juvenile Arrest total 3
- Arrest Rate per 100,000 population 870.51

**Total Offenses - 5 year trend**



**Total Arrests - 5 year trend**



Group "A" Offenses	Offenses		Arrests	
	# Reported	# Cleared	Adult	Juvenile
Murder	0	0	0	0
Negligent Manslaughter	0	0	0	0
Rape	0	0	0	0
Sodomy	0	0	0	0
Sexual Assault w/Obj	0	0	0	0
Fondling	1	1	0	0
Aggravated Assault	2	1	2	0
Simple Assault	3	1	0	1
Intimidation	1	1	1	0
Kidnapping	0	0	0	0
Incest	0	0	0	0
Statutory Rape	0	0	0	0
Robbery	0	0	0	0
Burglary/Breaking and Entering	0	0	0	0
Larceny/Theft Offenses	4	0	0	0
Motor Vehicle Theft	0	0	0	0
Arson	0	0	0	0
Destruction Of Property	2	0	0	0
Counterfeiting/Forgery	0	0	0	0
Fraud Offenses	4	0	0	0
Embezzlement	1	0	0	0
Extortion/Blackmail	0	0	0	0
Bribery	0	0	0	0
Stolen Property Offenses	0	0	0	0
Drug/Narcotic Violations	0	0	0	0
Drug Equipment Violations	0	0	0	0
Gambling Offenses	0	0	0	0
Pornography/Obscene Material	0	0	0	0
Prostitution Offenses	0	0	0	0
Weapons Law Violations	0	0	0	0
<b>Total Group "A"</b>	<b>18</b>	<b>4</b>	<b>3</b>	<b>1</b>

Group "B" Arrests	Arrests	
	Adult	Juvenile
Runaway	0	0
Bad Checks	0	0
Curfew/Loitering/Vagrancy Violations	0	0
Disorderly Conduct	0	0
DUI	0	0
Drunkenness	0	0
Family Offenses, Nonviolent	0	0
Liquor Law Violations	2	2
Peeping Tom	0	0
Trespass of Real Property	0	0
All Other Offenses	0	0
<b>Total Group "B"</b>	<b>2</b>	<b>2</b>

# Agency 2017 Crime Report

## GRANGEVILLE Police Department

Population: 3,137  
County: Idaho

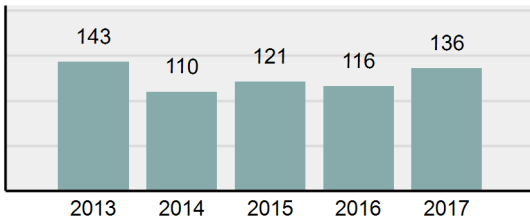
### Offense Overview

- Offense Total 136
- % change from 2016 17.24%
- # of cleared offenses 38
- Percent Cleared 27.94%
- Group "A" Crime Rate per 100,000 population 4,335.35
- Summary based reporting crime rate per 100,000 populated is calculated for other state crime comparisons only. 2,263.31

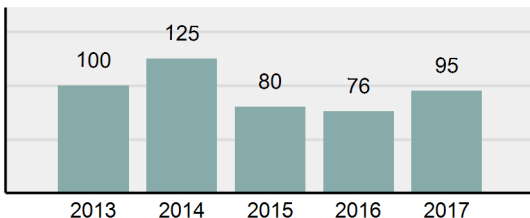
### Arrest Overview

- Arrest Total 95
- % change from 2016 25%
- Adult Arrest total 87
- Juvenile Arrest total 8
- Arrest Rate per 100,000 population 3,028.37

**Total Offenses - 5 year trend**



**Total Arrests - 5 year trend**



Group "A" Offenses	Offenses		Arrests	
	# Reported	# Cleared	Adult	Juvenile
Murder	0	0	0	0
Negligent Manslaughter	0	0	0	0
Rape	1	0	0	0
Sodomy	0	0	0	0
Sexual Assault w/Obj	0	0	0	0
Fondling	0	0	0	0
Aggravated Assault	8	7	0	0
Simple Assault	15	7	8	0
Intimidation	1	0	0	0
Kidnapping	0	0	0	0
Incest	0	0	0	0
Statutory Rape	3	0	0	0
Robbery	1	0	0	0
Burglary/Breaking and Entering	18	3	4	4
Larceny/Theft Offenses	41	9	7	0
Motor Vehicle Theft	2	0	0	0
Arson	0	0	0	0
Destruction Of Property	24	2	1	0
Counterfeiting/Forgery	3	3	2	0
Fraud Offenses	7	0	0	0
Embezzlement	0	0	0	0
Extortion/Blackmail	0	0	0	0
Bribery	0	0	0	0
Stolen Property Offenses	1	0	0	0
Drug/Narcotic Violations	5	4	3	3
Drug Equipment Violations	5	3	2	0
Gambling Offenses	0	0	0	0
Pornography/Obscene Material	1	0	0	0
Prostitution Offenses	0	0	0	0
Weapons Law Violations	0	0	0	0
<b>Total Group "A"</b>	<b>136</b>	<b>38</b>	<b>27</b>	<b>7</b>

Group "B" Arrests	Arrests	
	Adult	Juvenile
Runaway	0	0
Bad Checks	0	0
Curfew/Loitering/Vagrancy Violations	0	0
Disorderly Conduct	0	0
DUI	5	0
Drunkenness	0	0
Family Offenses, Nonviolent	5	0
Liquor Law Violations	0	0
Peeping Tom	0	0
Trespass of Real Property	1	0
All Other Offenses	49	1
<b>Total Group "B"</b>	<b>60</b>	<b>1</b>

# Agency 2017 Crime Report

## IDAHO County Sheriff's Office

Population: 12,205  
County: Idaho

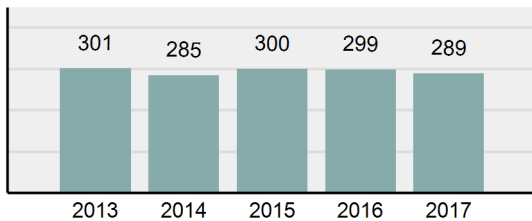
### Offense Overview

- Offense Total 289
- % change from 2016 -3.34%
- # of cleared offenses 213
- Percent Cleared 73.7%
- Group "A" Crime Rate per 100,000 population 2,367.88
- Summary based reporting crime rate per 100,000 populated is calculated for other state crime comparisons only. 778.37

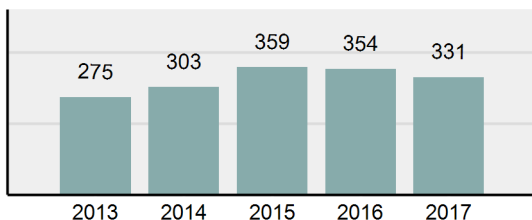
### Arrest Overview

- Arrest Total 331
- % change from 2016 -6.5%
- Adult Arrest total 321
- Juvenile Arrest total 10
- Arrest Rate per 100,000 population 2,712.00

**Total Offenses - 5 year trend**



**Total Arrests - 5 year trend**



Group "A" Offenses	Offenses		Arrests	
	# Reported	# Cleared	Adult	Juvenile
Murder	0	0	0	0
Negligent Manslaughter	0	0	0	0
Rape	2	1	1	0
Sodomy	0	0	0	0
Sexual Assault w/Obj	1	0	0	0
Fondling	2	2	1	0
Aggravated Assault	15	14	8	0
Simple Assault	35	34	28	0
Intimidation	1	1	0	0
Kidnapping	0	0	0	0
Incest	0	0	1	0
Statutory Rape	1	1	1	0
Robbery	0	0	0	0
Burglary/Breaking and Entering	25	8	4	0
Larceny/Theft Offenses	51	16	13	1
Motor Vehicle Theft	2	1	1	0
Arson	0	0	0	0
Destruction Of Property	23	7	3	0
Counterfeiting/Forgery	0	0	0	0
Fraud Offenses	6	3	2	0
Embezzlement	0	0	0	0
Extortion/Blackmail	0	0	0	0
Bribery	0	0	0	0
Stolen Property Offenses	4	4	2	0
Drug/Narcotic Violations	55	55	61	3
Drug Equipment Violations	60	60	17	0
Gambling Offenses	0	0	0	0
Pornography/Obscene Material	0	0	0	0
Prostitution Offenses	0	0	0	0
Weapons Law Violations	6	6	2	0
<b>Total Group "A"</b>	<b>289</b>	<b>213</b>	<b>145</b>	<b>4</b>

Group "B" Arrests	Arrests	
	Adult	Juvenile
Runaway	0	0
Bad Checks	0	0
Curfew/Loitering/Vagrancy Violations	0	0
Disorderly Conduct	8	0
DUI	31	2
Drunkenness	0	0
Family Offenses, Nonviolent	0	0
Liquor Law Violations	7	3
Peeping Tom	0	0
Trespass of Real Property	3	0
All Other Offenses	127	1
<b>Total Group "B"</b>	<b>176</b>	<b>6</b>

# Agency 2017 Crime Report

Population: 16,261  
County: Idaho

## Idaho County Total

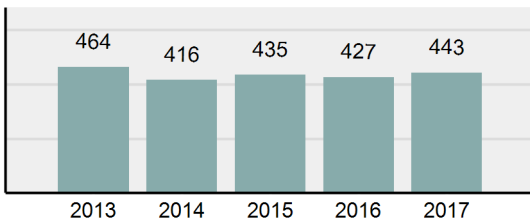
### Offense Overview

- Offense Total 443
- % change from 2016 **3.75%**
- # of cleared offenses 255
- Percent Cleared 57.56%
- Group "A" Crime Rate per 100,000 population 2,724.31
- Summary based reporting crime rate per 100,000 populated is calculated for other state crime comparisons only. 1,057.75

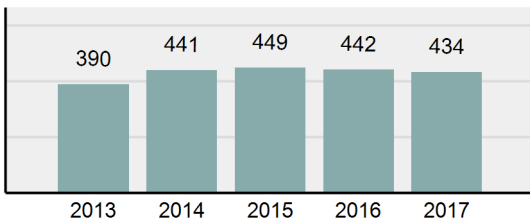
### Arrest Overview

- Arrest Total 434
- % change from 2016 **-1.81%**
- Adult Arrest total 413
- Juvenile Arrest total 21
- Arrest Rate per 100,000 population 2,668.96

**Total Offenses - 5 year trend**



**Total Arrests - 5 year trend**



Group "A" Offenses	Offenses		Arrests	
	# Reported	# Cleared	Adult	Juvenile
Murder	0	0	0	0
Negligent Manslaughter	0	0	0	0
Rape	3	1	1	0
Sodomy	0	0	0	0
Sexual Assault w/Obj	1	0	0	0
Fondling	3	3	1	0
Aggravated Assault	25	22	10	0
Simple Assault	53	42	36	1
Intimidation	3	2	1	0
Kidnapping	0	0	0	0
Incest	0	0	1	0
Statutory Rape	4	1	1	0
Robbery	1	0	0	0
Burglary/Breaking and Entering	43	11	8	4
Larceny/Theft Offenses	96	25	20	1
Motor Vehicle Theft	4	1	1	0
Arson	0	0	0	0
Destruction Of Property	49	9	4	0
Counterfeiting/Forgery	3	3	2	0
Fraud Offenses	17	3	2	0
Embezzlement	1	0	0	0
Extortion/Blackmail	0	0	0	0
Bribery	0	0	0	0
Stolen Property Offenses	5	4	2	0
Drug/Narcotic Violations	60	59	64	6
Drug Equipment Violations	65	63	19	0
Gambling Offenses	0	0	0	0
Pornography/Obscene Material	1	0	0	0
Prostitution Offenses	0	0	0	0
Weapons Law Violations	6	6	2	0
<b>Total Group "A"</b>	<b>443</b>	<b>255</b>	<b>175</b>	<b>12</b>

Group "B" Arrests	Arrests	
	Adult	Juvenile
Runaway	0	0
Bad Checks	0	0
Curfew/Loitering/Vagrancy Violations	0	0
Disorderly Conduct	8	0
DUI	36	2
Drunkenness	0	0
Family Offenses, Nonviolent	5	0
Liquor Law Violations	9	5
Peeping Tom	0	0
Trespass of Real Property	4	0
All Other Offenses	176	2
<b>Total Group "B"</b>	<b>238</b>	<b>9</b>