

Agency 2017 Crime Report

REXBURG Police Department

Population: 28,698
County: Madison

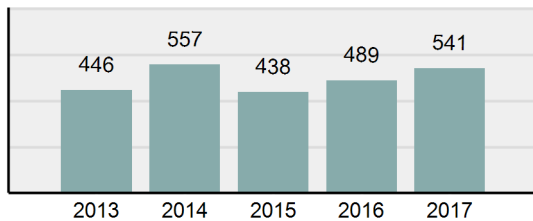
Offense Overview

- Offense Total 541
- % change from 2016 **10.63%**
- # of cleared offenses 340
- Percent Cleared 62.85%
- Group "A" Crime Rate per 100,000 population 1,885.15
- Summary based reporting crime rate per 100,000 populated is calculated for other state crime comparisons only. 672.52

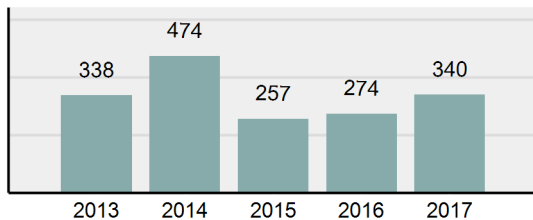
Arrest Overview

- Arrest Total 340
- % change from 2016 **24.09%**
- Adult Arrest total 313
- Juvenile Arrest total 27
- Arrest Rate per 100,000 population 1,184.75

Total Offenses - 5 year trend



Total Arrests - 5 year trend



Group "A" Offenses	Offenses		Arrests	
	# Reported	# Cleared	Adult	Juvenile
Murder	0	0	0	0
Negligent Manslaughter	0	0	0	0
Rape	3	2	0	0
Sodomy	0	0	0	0
Sexual Assault w/Obj	0	0	0	0
Fondling	0	0	0	1
Aggravated Assault	8	8	5	0
Simple Assault	50	47	33	2
Intimidation	6	6	0	0
Kidnapping	0	0	0	0
Incest	0	0	0	0
Statutory Rape	0	0	0	0
Robbery	0	0	0	0
Burglary/Breaking and Entering	34	8	12	1
Larceny/Theft Offenses	142	56	51	11
Motor Vehicle Theft	6	2	0	0
Arson	0	0	0	0
Destruction Of Property	46	10	6	0
Counterfeiting/Forgery	0	0	0	0
Fraud Offenses	51	7	3	0
Embezzlement	2	2	0	0
Extortion/Blackmail	0	0	0	0
Bribery	0	0	0	0
Stolen Property Offenses	6	5	3	0
Drug/Narcotic Violations	93	93	100	7
Drug Equipment Violations	92	92	29	1
Gambling Offenses	0	0	0	0
Pornography/Obscene Material	0	0	0	0
Prostitution Offenses	0	0	0	0
Weapons Law Violations	2	2	0	0
Total Group "A"	541	340	242	23

Group "B" Arrests	Arrests	
	Adult	Juvenile
Runaway	0	0
Bad Checks	3	0
Curfew/Loitering/Vagrancy Violations	0	0
Disorderly Conduct	0	0
DUI	15	0
Drunkenness	0	0
Family Offenses, Nonviolent	0	0
Liquor Law Violations	14	1
Peeping Tom	0	0
Trespass of Real Property	5	3
All Other Offenses	34	0
Total Group "B"	71	4

Agency 2017 Crime Report

MADISON County Sheriff's Office

Population: 10,918
County: Madison

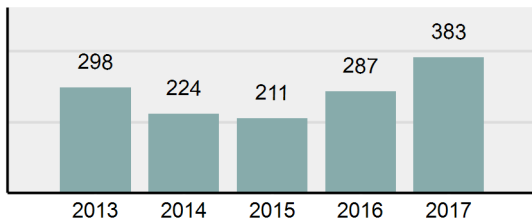
Offense Overview

- Offense Total 383
- % change from 2016 **33.45%**
- # of cleared offenses 248
- Percent Cleared 64.75%
- Group "A" Crime Rate per 100,000 population 3,507.97
- Summary based reporting crime rate per 100,000 populated is calculated for other state crime comparisons only. 925.08

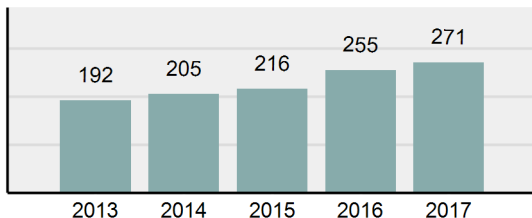
Arrest Overview

- Arrest Total 271
- % change from 2016 **6.27%**
- Adult Arrest total 251
- Juvenile Arrest total 20
- Arrest Rate per 100,000 population 2,482.14

Total Offenses - 5 year trend



Total Arrests - 5 year trend



Group "A" Offenses	Offenses		Arrests	
	# Reported	# Cleared	Adult	Juvenile
Murder	0	0	0	0
Negligent Manslaughter	0	0	0	0
Rape	10	8	0	1
Sodomy	1	1	0	0
Sexual Assault w/Obj	0	0	0	0
Fondling	4	4	1	0
Aggravated Assault	7	7	5	0
Simple Assault	34	31	11	1
Intimidation	3	1	0	0
Kidnapping	0	0	0	0
Incest	0	0	0	0
Statutory Rape	2	1	0	0
Robbery	0	0	0	0
Burglary/Breaking and Entering	19	6	1	2
Larceny/Theft Offenses	51	10	6	0
Motor Vehicle Theft	14	7	3	3
Arson	0	0	0	0
Destruction Of Property	40	12	8	0
Counterfeiting/Forgery	0	0	0	0
Fraud Offenses	21	1	0	0
Embezzlement	0	0	0	0
Extortion/Blackmail	0	0	0	0
Bribery	0	0	0	0
Stolen Property Offenses	3	2	1	0
Drug/Narcotic Violations	89	81	73	8
Drug Equipment Violations	76	71	7	3
Gambling Offenses	0	0	0	0
Pornography/Obscene Material	1	0	0	0
Prostitution Offenses	0	0	0	0
Weapons Law Violations	8	5	2	0
Total Group "A"	383	248	118	18

Group "B" Arrests	Arrests	
	Adult	Juvenile
Runaway	0	0
Bad Checks	0	0
Curfew/Loitering/Vagrancy Violations	0	0
Disorderly Conduct	1	0
DUI	33	0
Drunkenness	0	0
Family Offenses, Nonviolent	0	0
Liquor Law Violations	4	0
Peeping Tom	0	0
Trespass of Real Property	1	0
All Other Offenses	94	2
Total Group "B"	133	2

Agency 2017 Crime Report

Population: 39,616
County: Madison

Madison County Total

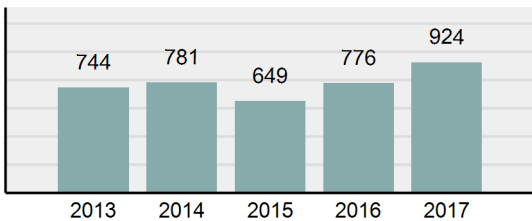
Offense Overview

- Offense Total 924
- % change from 2016 **19.07%**
- # of cleared offenses 588
- Percent Cleared 63.64%
- Group "A" Crime Rate per 100,000 population 2,332.39
- Summary based reporting crime rate per 100,000 populated is calculated for other state crime comparisons only. 742.12

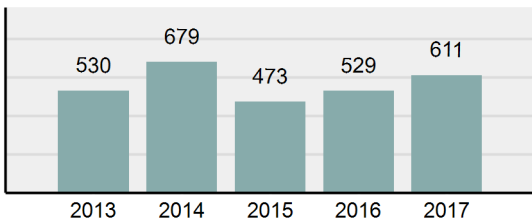
Arrest Overview

- Arrest Total 611
- % change from 2016 **15.5%**
- Adult Arrest total 564
- Juvenile Arrest total 47
- Arrest Rate per 100,000 population 1,542.31

Total Offenses - 5 year trend



Total Arrests - 5 year trend



Group "A" Offenses	Offenses		Arrests	
	# Reported	# Cleared	Adult	Juvenile
Murder	0	0	0	0
Negligent Manslaughter	0	0	0	0
Rape	13	10	0	1
Sodomy	1	1	0	0
Sexual Assault w/Obj	0	0	0	0
Fondling	4	4	1	1
Aggravated Assault	15	15	10	0
Simple Assault	84	78	44	3
Intimidation	9	7	0	0
Kidnapping	0	0	0	0
Incest	0	0	0	0
Statutory Rape	2	1	0	0
Robbery	0	0	0	0
Burglary/Breaking and Entering	53	14	13	3
Larceny/Theft Offenses	193	66	57	11
Motor Vehicle Theft	20	9	3	3
Arson	0	0	0	0
Destruction Of Property	86	22	14	0
Counterfeiting/Forgery	0	0	0	0
Fraud Offenses	72	8	3	0
Embezzlement	2	2	0	0
Extortion/Blackmail	0	0	0	0
Bribery	0	0	0	0
Stolen Property Offenses	9	7	4	0
Drug/Narcotic Violations	182	174	173	15
Drug Equipment Violations	168	163	36	4
Gambling Offenses	0	0	0	0
Pornography/Obscene Material	1	0	0	0
Prostitution Offenses	0	0	0	0
Weapons Law Violations	10	7	2	0
Total Group "A"	924	588	360	41

Group "B" Arrests	Arrests	
	Adult	Juvenile
Runaway	0	0
Bad Checks	3	0
Curfew/Loitering/Vagrancy Violations	0	0
Disorderly Conduct	1	0
DUI	48	0
Drunkenness	0	0
Family Offenses, Nonviolent	0	0
Liquor Law Violations	18	1
Peeping Tom	0	0
Trespass of Real Property	6	3
All Other Offenses	128	2
Total Group "B"	204	6