
Crimes Against Society



Malad, ID
Submitted by Gary Walker

2017 Idaho Crimes Against Society

Statewide Profile

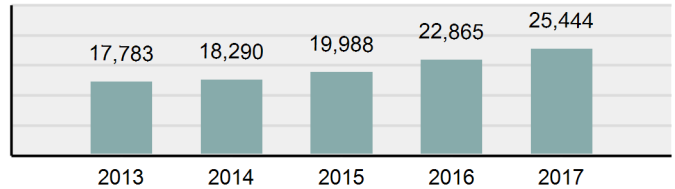
Data counts represent the number of offenses within a reported incident

'Crimes Against Society' represent society's prohibition against engaging in certain types of activity. For reporting purposes under the UCR/NIBRS rules and guidelines, all victims of crimes against society are classified as 'society' victims. Individual data on persons directly and/or indirectly affected by a crime against society, such as pornography, are not collected.

Crimes Against Society

Offenses Reported	25,444
Changes from 2016	11.28%
Rate per 100,000*	1,485.2
Total Arrests	14,337

Total Crimes Against Society 5 Year Trend



Type Of Criminal Activity

Activity	Distribution
Possessing/Concealing	75.65%
Using/Consuming	18.12%
Distributing/Selling	3.08%
Transporting/Transmitting/Importing	1.05%
Buying/Receiving	1.04%
Cultivating/Manufacturing/Publishing	0.57%
Operating/Promoting/Assisting	0.28%
Exploiting Children	0.20%

Crimes Against Society by Category

Offenses	Distribution
Drug/Narcotic Violations	49.85
Drug Equipment Violations	45.45
Weapons Law Violations	3.59
Pornography/Obscene Material	0.95
Prostitution Offenses	0.16
Gambling Offenses	0.00

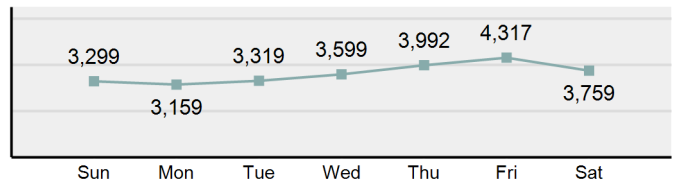
Top Society Crime Locations

Highway/Road/Alley/Street/Sidewalk	56.02%
Residence/Home	19.96%
Parking/Drop Lot/Garage	4.82%
School/College	3.09%
Hotel/Motel/Etc.	2.33%

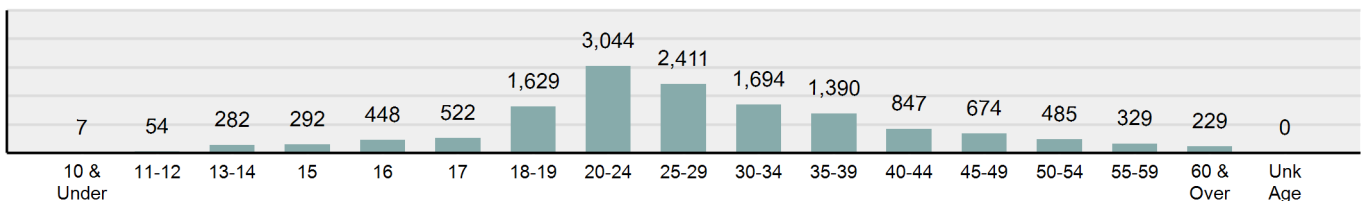
Arrestee Information

Race	Adult		Juvenile	
	Male	Female	Male	Female
White	7,303	3,201	986	379
Black	251	61	26	8
Indian	145	82	16	13
Asian	59	11	5	4
Unknown	1,121	498	114	54
Ethnicity				
Non Hispanic	6,406	2,894	792	334
Hispanic	1,155	335	217	56
Unknown	1,318	624	138	68

Crime Against Society by Day of Week



Arrests By Age in 2017



2017 Idaho Crimes Against Society

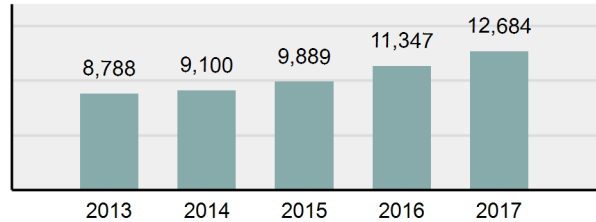
Drug/Narcotic Violations

- The unlawful cultivation, manufacture, distribution, sale, purchase, use, possession, transportation, or importation of any controlled drug or narcotic substance -

Drug/Narcotic Violations

Offenses Reported	12,684
Changes from 2016	11.78%
Rate per 100,000*	740.40
Total Arrests	10,726

Drug/Narcotic Violations Count 5 Year Trend



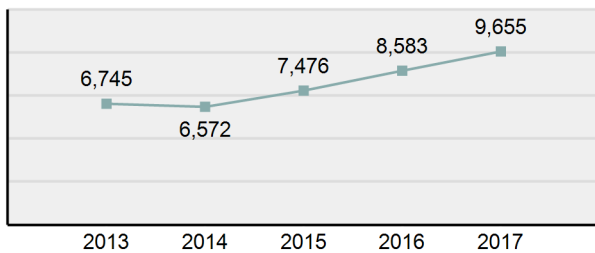
Arrestee Information

Race	Adult		Juvenile	
	Male	Female	Male	Female
White	5,443	2,437	642	275
Black	201	46	20	4
Indian	103	64	8	6
Asian	40	8	4	2
Unknown	918	395	76	34
Ethnicity				
Non-Hispanic	4,770	2,205	509	238
Hispanic	850	245	148	38
Unknown	1,085	500	93	45

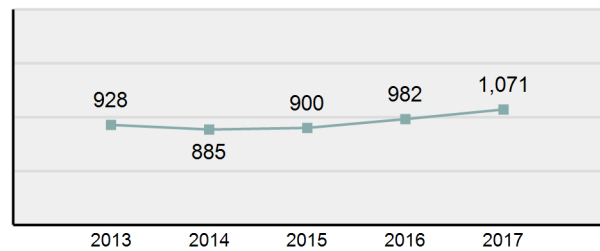
Type Of Criminal Activity

Activity	Distribution
Possessing/Concealing	73.73%
Using/Consuming	18.37%
Distributing/Selling	4.78%
Buying/Receiving	1.37%
Transporting/Transmitting/Importing	1.13%
Cultivating/Manufacturing/Publishing	0.47%
Operating/Promoting/Assisting	0.12%
Exploiting Children	0.03%

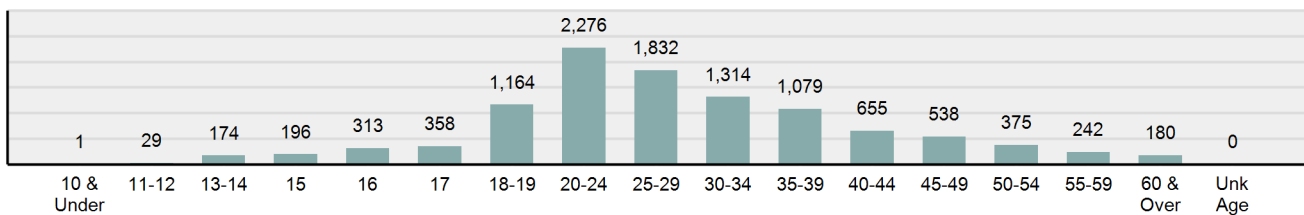
Adult Arrests Count 5 Year Trend



Juvenile Arrests Count 5 Year Trend



Drug/Narcotic Violations Arrests By Age in 2017



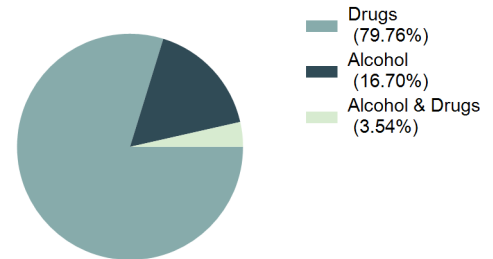
2017 Idaho Crimes Against Society

Usage of Drugs and/or Alcohol

Drug/Alcohol Usage in 2017

26.13% of the total Group "A" offenses reported in 2017 indicated drug and/or alcohol usage during the commission of a crime.

20.91% increase from last years suspected drug and/or alcohol usage during the commission of Group "A" offenses.

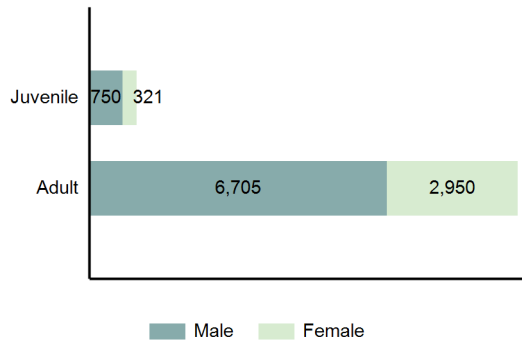


Reported Group "A" Incidents in which the Offender(s) was Suspected of Using Drugs and/or alcohol in the Commission of the Crime

Group "A" Offenses	Suspected of Using Alcohol	Suspected of Using Drugs	Suspected of Using Drugs and Alcohol	Total Incidents of Suspected Usage	Suspected Usage %
Murder	3	1	0	4	10.53%
Negligent Manslaughter	0	2	0	2	22.22%
Rape	82	29	10	121	21.30%
Sodomy	3	1	0	4	4.08%
Sexual Assault w/Obj	9	3	1	13	12.26%
Fondling	39	20	5	64	7.07%
Aggravated Assault	528	163	32	723	23.97%
Simple Assault	2,041	318	69	2,428	20.50%
Intimidation	67	21	3	91	7.14%
Kidnapping	16	14	3	33	17.84%
Incest	0	1	0	1	6.67%
Statutory Rape	5	2	2	9	8.91%
Robbery	7	13	0	20	8.85%
Burglary/Breaking and Entering	67	92	5	164	2.85%
Larceny/Theft Offenses	212	260	9	481	2.30%
Motor Vehicle Theft	21	34	3	58	2.62%
Arson	3	6	2	11	6.11%
Destruction Of Property	289	86	10	385	4.56%
Counterfeiting/Forgery	2	15	0	17	1.72%
Fraud Offenses	26	41	0	67	1.42%
Embezzlement	1	0	0	1	0.66%
Extortion/Blackmail	0	0	0	0	
Bribery	0	0	0	0	
Stolen Property Offenses	5	78	4	87	16.08%
Drug/Narcotic Violations	163	8,975	340	9,478	74.72%
Drug Equipment Violations	144	7,988	300	8,432	72.92%
Gambling Offenses	0	0	0	0	
Pornography/Obscene Material	1	4	0	5	2.07%
Prostitution Offenses	0	5	0	5	12.20%
Weapons Law Violations	98	128	14	240	26.29%
TOTAL	3,832	18,300	812	22,944	26.13%

2017 Idaho Crimes Against Society

Arrestee Age Distribution



Drug Seized in Idaho

Drug Description	2017 Measurements	2016 Measurements
Amphetamines/Methamphetamines	883.4 du; 110.8 lbs; 57.2 lts	628.1 du; 138.3 lbs; 5145.9 lts
Barbiturates	48.0 du; 1.5 grams	16.5 du; 19.3 grams
Cocaine (All forms except Crack)	30.8 du; 5.0 lbs	1.0 du; 11.1 lbs
Crack Cocaine	1.0 du; 82.7 grams	294.9 grams
Hashish	6.0 du; 20.4 lbs	1.0 du; 5.6 lbs
Heroin	335.4 du; 10.1 lbs; 3.6 lts	210.3 du; 15.4 lbs; 4.7 lts
LSD	1210.0 du; 2.3 grams	129.0 du; 313.5 grams
Marijuana	879.9 du; 2689.4 lbs; 56.7 lts; 100 plants	571.2 du; 1129.7 lbs; 11.0 lts; 358 plants
Morphine	263.0 du; 35.2 grams; 0.0 mls	175.0 du; 4.0 grams
Opium	28.0 du; 38.5 grams	440.5 du; 76.9 grams; 0.7 mls
Other Depressants	637.5 du; 8.6 grams	716.3 du; 56.3 grams
Other Drugs	10191.3 du; 9.7 lbs; 181.0 mls	8108.0 du; 3.2 lbs; 720.6 mls
Other Hallucinogens	349.3 du; 6.6 lbs; 49.6 lts	348.8 du; 3.0 lbs; 20.1 lts; 26 plants
Other Narcotics	5386.0 du; 3.7 lbs; 1.5 lts	4573.2 du; 450.1 grams; 7.0 mls
Other Stimulants	463.8 du; 5.4 lbs	260.0 du; 65.8 grams; 30.0 mls
PCP	-	-
Unknown Drug Type	2000.1 du; 7.1 lbs; 289.4 mls	1248.8 du; 7.6 lbs; 29.6 mls

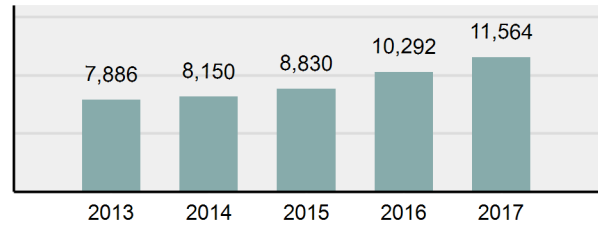
2017 Idaho Crimes Against Society

Drug Equipment Violations

- The unlawful manufacture, sale, purchase, possession, or transportation of equipment or devices utilized in preparing and/or using drugs or narcotics -

This offense includes the operation of 'meth labs.' Seized materials used to produce any illegal controlled substance would be classified under drug equipment violation.

Drug Equipment Violations Count 5 Year Trend



Drug Equipment Violations

Offenses Reported	11,564
Changes from 2016	12.36%
Rate per 100,000*	675.02
Total Arrests	3,212

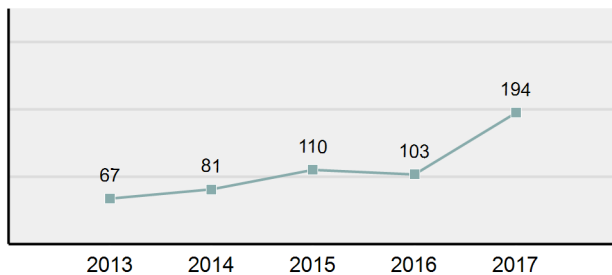
Arrestee Information

Race	Adult		Juvenile	
	Male	Female	Male	Female
White	1,672	741	235	85
Black	46	11	5	2
Indian	35	17	7	7
Asian	15	3	1	1
Unknown	189	100	23	17
Ethnicity				
Non-Hispanic	1,461	663	196	78
Hispanic	281	88	49	14
Unknown	215	121	26	20

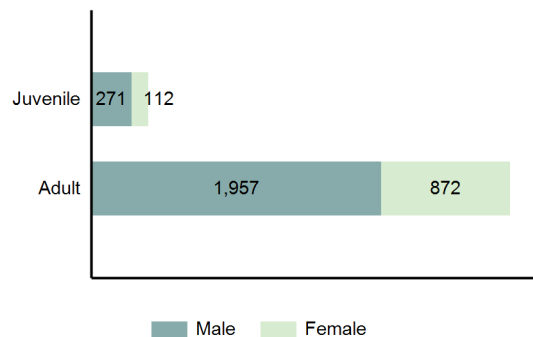
Type Of Criminal Activity

Activity	Distribution
Possessing/Concealing	78.85%
Using/Consuming	18.24%
Distributing/Selling	0.93%
Transporting/Transmitting/Importing	0.88%
Buying/Receiving	0.68%
Cultivating/Manufacturing/Publishing	0.31%
Operating/Promoting/Assisting	0.09%
Exploiting Children	0.03%

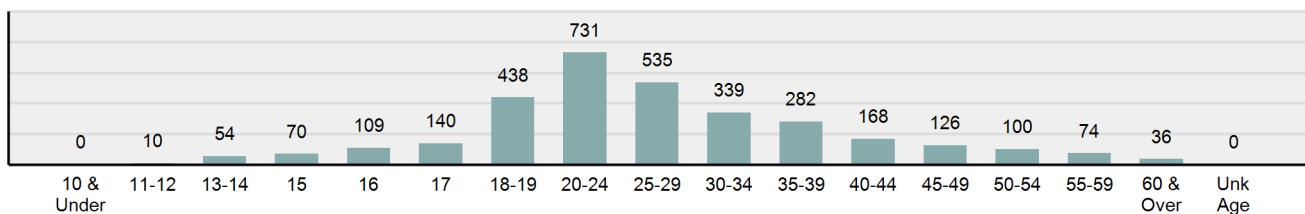
Estimated Seized Value (in \$ 1,000s)



Arrestee Age Distribution



Drug Equipment Violations Arrests By Age in 2017



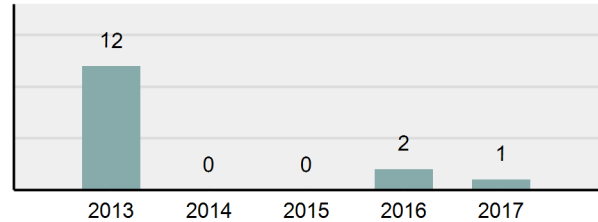
2017 Idaho Crimes Against Society

Gambling Offenses

- Unlawfully bet or wager money or something else of value; assist, promote, or operate a game of chance for money or some other stakes; possess or transmit wagering information; manufacture, sell, purchase, possess, or transport gambling equipment, devices, or goods; or tamper with the outcome of a sporting event or contest to gain a gambling advantage -

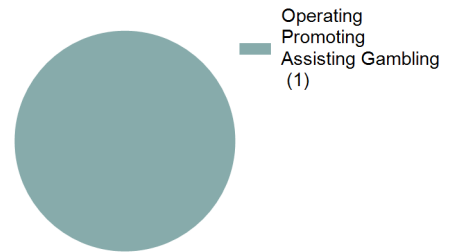
Gambling Offenses	
Offenses Reported	1
Changes from 2016	-50%
Rate per 100,000*	0.06
Total Arrests	0

Gambling Offenses Count 5 Year Trend



Race	Arrestee Information			
	Adult		Juvenile	
	Male	Female	Male	Female
White	0	0	0	0
Black	0	0	0	0
Indian	0	0	0	0
Asian	0	0	0	0
Unknown	0	0	0	0
Ethnicity				
Non-Hispanic	0	0	0	0
Hispanic	0	0	0	0
Unknown	0	0	0	0

Gambling Offenses by Category



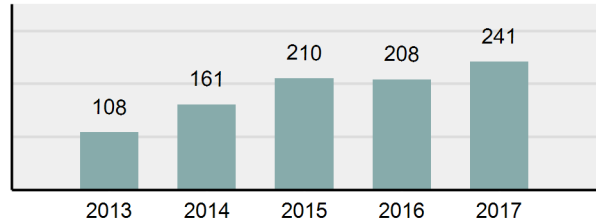
2017 Idaho Crimes Against Society

Pornography/Obscene Material

- The violation of laws or ordinances prohibiting the manufacturing, publishing, sale, purchase, or possession of sexually explicit material, i.e., literature, photographs, etc. -

Pornography/Obscene Material	
Offenses Reported	241
Changes from 2016	15.87%
Rate per 100,000*	14.07
Total Arrests	62

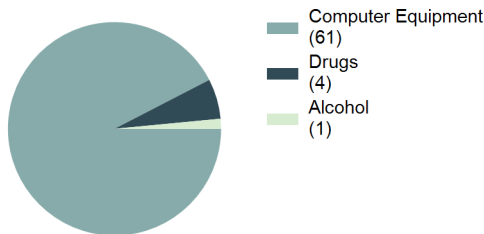
Pornography/Obscene Material Count 5 Year Trend



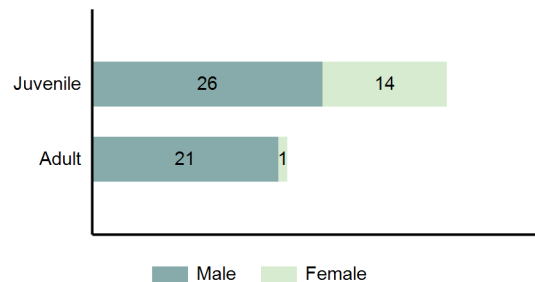
Race	Arrestee Information			
	Adult		Juvenile	
	Male	Female	Male	Female
White	17	1	23	9
Black	0	0	0	2
Indian	2	0	0	0
Asian	1	0	0	0
Unknown	1	0	3	3
Ethnicity				
Non-Hispanic	19	1	21	10
Hispanic	1	0	0	1
Unknown	1	0	5	3

Type Of Criminal Activity	
Activity	Distribution
Possessing/Concealing	29.77%
Distributing/Selling	23.41%
Exploiting Children	17.39%
Cultivating/Manufacturing/Publishing	17.06%
Transporting/Transmitting/Importing	5.02%
Using/Consuming	3.01%
Operating/Promoting/Assisting	3.01%
Buying/Receiving	1.34%

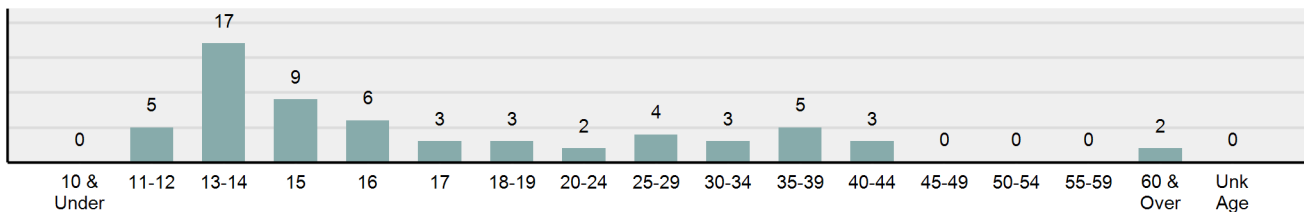
Pornography Offense by Category



Arrestee Age Distribution



Pornography/Obscene Material Arrests By Age in 2017



2017 Idaho Crimes Against Society

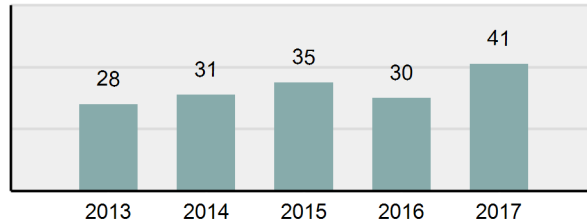
Prostitution Offenses

- To unlawfully engage in or promote sexual activities for profit -

These offenses are categorized under two types of criminal activity: 1) Prostitution, which is to unlawfully engage in sexual relations for profit. 2) Assisting/promoting prostitution, which is defined as to solicit customers or transport persons for prostitution purposes; to own, manage, or operate a dwelling or other establishment for the purpose of providing a place where prostitution is performed; or to otherwise assist or promote prostitution.

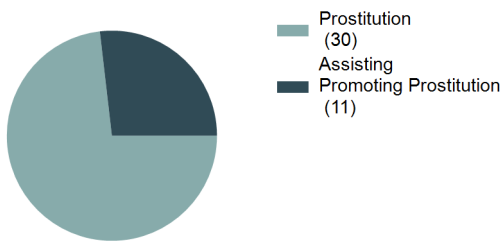
Prostitution Offenses	
Offenses Reported	41
Changes from 2016	36.67%
Rate per 100,000*	2.39
Total Arrests	17

Prostitution Offenses Count 5 Year Trend

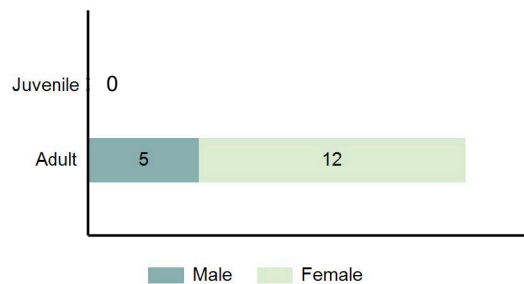


Race	Arrestee Information			
	Adult		Juvenile	
	Male	Female	Male	Female
White	3	8	0	0
Black	0	4	0	0
Indian	1	0	0	0
Asian	0	0	0	0
Unknown	1	0	0	0
Ethnicity				
Non-Hispanic	4	11	0	0
Hispanic	0	1	0	0
Unknown	1	0	0	0

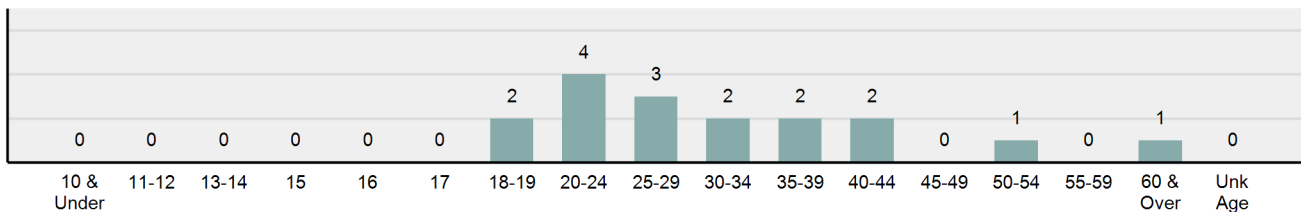
Prostitution Offenses by Category



Arrestee Age Distribution



Prostitution Offenses Arrests By Age in 2017



2017 Idaho Crimes Against Society

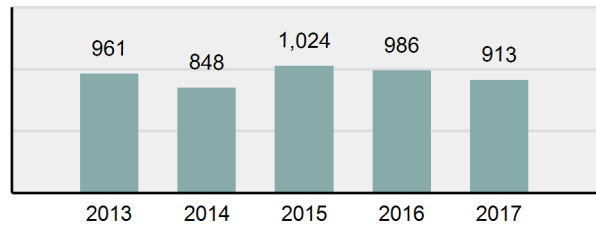
Weapons Law Violations

- The violation of laws or ordinances prohibiting the manufacturing, sale, purchase, transportation, possession, concealment, or use of firearms, cutting instruments, explosives, incendiary devices, or other deadly weapons -

Weapons Law Violations

Offenses Reported	913
Changes from 2016	-7.4%
Rate per 100,000*	53.29
Total Arrests	320

Weapons Law Violations Count 5 Year Trend



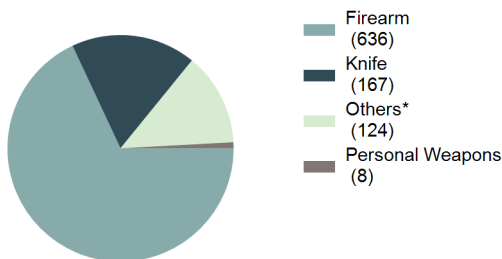
Arrestee Information

Race	Adult		Juvenile	
	Male	Female	Male	Female
White	168	14	86	10
Black	4	0	1	0
Indian	4	1	1	0
Asian	3	0	0	1
Unknown	12	3	12	0
Ethnicity				
Non-Hispanic	152	14	66	8
Hispanic	23	1	20	3
Unknown	16	3	14	0

Type Of Criminal Activity

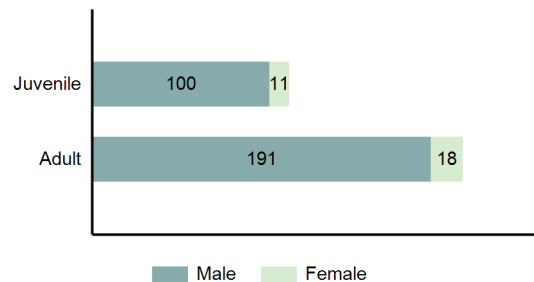
Activity	Distribution
Possessing/Concealing	74.51%
Using/Consuming	17.17%
Operating/Promoting/Assisting	4.89%
Transporting/Transmitting/Importing	1.14%
Buying/Receiving	0.83%
Cultivating/Manufacturing/Publishing	0.62%
Distributing/Selling	0.62%
Exploiting Children	0.21%

Type of Weapons Used



*Others: Blunt Object, Motor Vehicle, Poison, Explosives, Fire/Incendiary Device, Drugs/Narcotics/Sleeping Pills, Asphyxiation, Other

Arrestee Age Distribution



Weapons Law Violations Arrests By Age in 2017

