

# Agency 2018 Crime Report

## GOODING Police Department

Population: 3,433  
County: Gooding

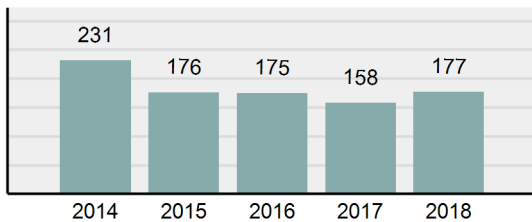
### Offense Overview

- Offense Total 177
- % change from 2017 **12.03%**
- # of cleared offenses 118
- Percent Cleared 66.67%
- Group "A" Crime Rate per 100,000 population 5,155.84
- Summary based reporting crime rate per 100,000 populated is calculated for other state crime comparisons only. 1,398.19

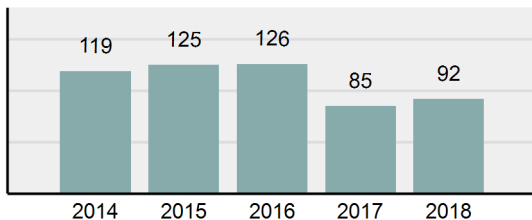
### Arrest Overview

- Arrest Total 92
- % change from 2017 **8.24%**
- Adult Arrest total 67
- Juvenile Arrest total 25
- Arrest Rate per 100,000 population 2,679.87

**Total Offenses - 5 year trend**



**Total Arrests - 5 year trend**



Group "A" Offenses	Offenses		Arrests	
	# Reported	# Cleared	Adult	Juvenile
Murder	0	0	0	0
Negligent Manslaughter	0	0	0	0
Rape	1	1	0	0
Sodomy	0	0	0	0
Sexual Assault w/Obj	0	0	0	0
Fondling	2	2	1	0
Aggravated Assault	6	6	4	0
Simple Assault	59	54	15	5
Intimidation	0	0	0	0
Kidnapping	1	1	0	0
Incest	0	0	0	0
Statutory Rape	0	0	0	0
Human Trafficking, Commercial Sex Acts	0	0	0	0
Human Trafficking, Involuntary Servitude	0	0	0	0
Robbery	0	0	0	0
Burglary/Breaking and Entering	9	3	1	1
Larceny/Theft Offenses	29	7	4	1
Motor Vehicle Theft	3	2	0	0
Arson	0	0	0	0
Destruction Of Property	24	4	2	1
Counterfeiting/Forgery	0	0	0	0
Fraud Offenses	3	0	0	0
Embezzlement	0	0	0	0
Extortion/Blackmail	0	0	0	0
Bribery	0	0	0	0
Stolen Property Offenses	0	0	0	0
Drug/Narcotic Violations	21	20	9	9
Drug Equipment Violations	18	17	2	1
Gambling Offenses	0	0	0	0
Pornography/Obscene Material	0	0	0	0
Prostitution Offenses	0	0	0	0
Weapons Law Violations	1	1	0	0
Animal Cruelty	0	0	0	0
<b>Total Group "A"</b>	<b>177</b>	<b>118</b>	<b>38</b>	<b>18</b>

Group "B" Arrests	Arrests	
	Adult	Juvenile
Bad Checks	0	0
Curfew/Loitering/Vagrancy Violations	0	2
Disorderly Conduct	3	0
DUI	9	0
Drunkenness	0	0
Family Offenses, Nonviolent	1	0
Liquor Law Violations	0	1
Peeping Tom	0	0
Trespass of Real Property	1	0
All Other Offenses	15	4
<b>Total Group "B"</b>	<b>29</b>	<b>7</b>

# Agency 2018 Crime Report

## HAGERMAN Police Department

Population: 869  
County: Gooding

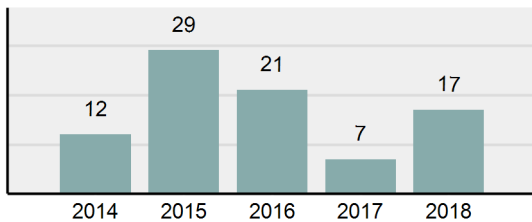
### Offense Overview

- Offense Total 17
- % change from 2017 **142.86%**
- # of cleared offenses 4
- Percent Cleared 23.53%
- Group "A" Crime Rate per 100,000 population 1,956.27
- Summary based reporting crime rate per 100,000 populated is calculated for other state crime comparisons only. 460.30

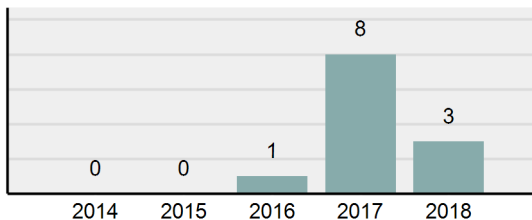
### Arrest Overview

- Arrest Total 3
- % change from 2017 **-62.5%**
- Adult Arrest total 3
- Juvenile Arrest total 0
- Arrest Rate per 100,000 population 345.22

**Total Offenses - 5 year trend**



**Total Arrests - 5 year trend**



Group "A" Offenses	Offenses		Arrests	
	# Reported	# Cleared	Adult	Juvenile
Murder	0	0	0	0
Negligent Manslaughter	0	0	0	0
Rape	0	0	0	0
Sodomy	0	0	0	0
Sexual Assault w/Obj	0	0	0	0
Fondling	0	0	0	0
Aggravated Assault	0	0	0	0
Simple Assault	3	0	0	0
Intimidation	0	0	0	0
Kidnapping	0	0	0	0
Incest	0	0	0	0
Statutory Rape	0	0	0	0
Human Trafficking, Commercial Sex Acts	0	0	0	0
Human Trafficking, Involuntary Servitude	0	0	0	0
Robbery	0	0	0	0
Burglary/Breaking and Entering	1	0	0	0
Larceny/Theft Offenses	3	0	0	0
Motor Vehicle Theft	0	0	0	0
Arson	0	0	0	0
Destruction Of Property	0	0	0	0
Counterfeiting/Forgery	0	0	0	0
Fraud Offenses	1	0	0	0
Embezzlement	0	0	0	0
Extortion/Blackmail	0	0	0	0
Bribery	0	0	0	0
Stolen Property Offenses	0	0	0	0
Drug/Narcotic Violations	5	2	2	0
Drug Equipment Violations	3	1	0	0
Gambling Offenses	0	0	0	0
Pornography/Obscene Material	0	0	0	0
Prostitution Offenses	0	0	0	0
Weapons Law Violations	1	1	0	0
Animal Cruelty	0	0	0	0
<b>Total Group "A"</b>	<b>17</b>	<b>4</b>	<b>2</b>	<b>0</b>

Group "B" Arrests	Arrests	
	Adult	Juvenile
Bad Checks	0	0
Curfew/Loitering/Vagrancy Violations	0	0
Disorderly Conduct	0	0
DUI	0	0
Drunkenness	0	0
Family Offenses, Nonviolent	0	0
Liquor Law Violations	0	0
Peeping Tom	0	0
Trespass of Real Property	0	0
All Other Offenses	1	0
<b>Total Group "B"</b>	<b>1</b>	<b>0</b>

# Agency 2018 Crime Report

## WENDELL Police Department

Population: 2,692  
County: Gooding

### Offense Overview

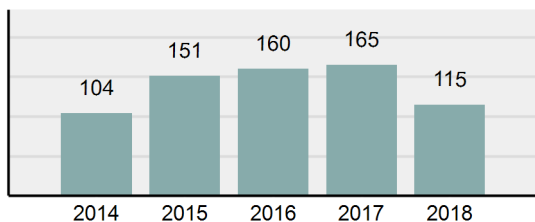
- Offense Total 115
- % change from 2017 -30.3%
- # of cleared offenses 62
- Percent Cleared 53.91%
- Group "A" Crime Rate per 100,000 population 4,271.92
- Summary based reporting crime rate per 100,000 populated is calculated for other state crime comparisons only. 1,597.33

### Arrest Overview

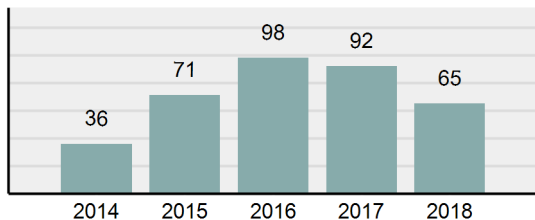
- Arrest Total 65
- % change from 2017 -29.35%
- Adult Arrest total 62
- Juvenile Arrest total 3
- Arrest Rate per 100,000 population 2,414.56

Group "A" Offenses	Offenses		Arrests	
	# Reported	# Cleared	Adult	Juvenile
Murder	0	0	0	0
Negligent Manslaughter	0	0	0	0
Rape	1	1	1	0
Sodomy	0	0	0	0
Sexual Assault w/Obj	0	0	0	0
Fondling	0	0	0	0
Aggravated Assault	7	1	1	0
Simple Assault	25	15	9	0
Intimidation	0	0	0	0
Kidnapping	1	0	0	0
Incest	0	0	0	0
Statutory Rape	0	0	0	0
Human Trafficking, Commercial Sex Acts	0	0	0	0
Human Trafficking, Involuntary Servitude	0	0	0	0
Robbery	0	0	0	0
Burglary/Breaking and Entering	10	2	1	1
Larceny/Theft Offenses	21	6	5	0
Motor Vehicle Theft	4	1	0	0
Arson	0	0	0	0
Destruction Of Property	7	2	0	1
Counterfeiting/Forgery	0	0	0	0
Fraud Offenses	0	0	0	0
Embezzlement	0	0	0	0
Extortion/Blackmail	0	0	0	0
Bribery	0	0	0	0
Stolen Property Offenses	0	0	0	0
Drug/Narcotic Violations	21	18	19	0
Drug Equipment Violations	18	16	3	1
Gambling Offenses	0	0	0	0
Pornography/Obscene Material	0	0	0	0
Prostitution Offenses	0	0	0	0
Weapons Law Violations	0	0	0	0
Animal Cruelty	0	0	0	0
<b>Total Group "A"</b>	<b>115</b>	<b>62</b>	<b>39</b>	<b>3</b>

**Total Offenses - 5 year trend**



**Total Arrests - 5 year trend**



Group "B" Arrests	Arrests	
	Adult	Juvenile
Bad Checks	0	0
Curfew/Loitering/Vagrancy Violations	0	0
Disorderly Conduct	1	0
DUI	7	0
Drunkenness	0	0
Family Offenses, Nonviolent	0	0
Liquor Law Violations	1	0
Peeping Tom	0	0
Trespass of Real Property	1	0
All Other Offenses	13	0
<b>Total Group "B"</b>	<b>23</b>	<b>0</b>

# Agency 2018 Crime Report

## GOODING County Sheriff's Office

Population: 8,211  
County: Gooding

### Offense Overview

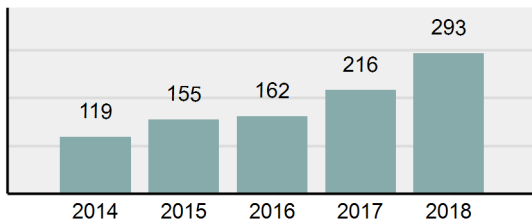
- Offense Total 293
- % change from 2017 **35.65%**
- # of cleared offenses 155
- Percent Cleared 52.9%
- Group "A" Crime Rate per 100,000 population 3,568.38
- Summary based reporting crime rate per 100,000 populated is calculated for other state crime comparisons only. 1,010.84

### Arrest Overview

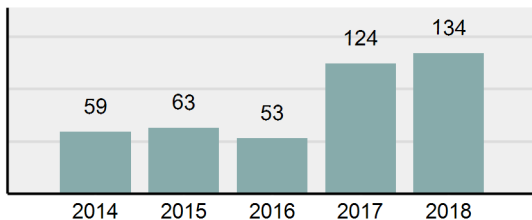
- Arrest Total 134
- % change from 2017 **8.06%**
- Adult Arrest total 121
- Juvenile Arrest total 13
- Arrest Rate per 100,000 population 1,631.96

Group "A" Offenses	Offenses		Arrests	
	# Reported	# Cleared	Adult	Juvenile
Murder	0	0	0	0
Negligent Manslaughter	0	0	0	0
Rape	2	1	0	1
Sodomy	0	0	0	0
Sexual Assault w/Obj	0	0	0	0
Fondling	3	2	1	0
Aggravated Assault	6	3	3	0
Simple Assault	40	27	18	0
Intimidation	1	0	0	0
Kidnapping	2	1	0	0
Incest	0	0	0	0
Statutory Rape	0	0	0	0
Human Trafficking, Commercial Sex Acts	0	0	0	0
Human Trafficking, Involuntary Servitude	0	0	0	0
Robbery	1	1	0	0
Burglary/Breaking and Entering	20	5	4	4
Larceny/Theft Offenses	39	4	1	0
Motor Vehicle Theft	14	2	0	0
Arson	1	0	0	0
Destruction Of Property	8	1	1	0
Counterfeiting/Forgery	0	0	0	0
Fraud Offenses	7	2	0	0
Embezzlement	0	0	0	0
Extortion/Blackmail	0	0	0	0
Bribery	0	0	0	0
Stolen Property Offenses	2	2	1	0
Drug/Narcotic Violations	79	54	45	5
Drug Equipment Violations	65	47	10	2
Gambling Offenses	0	0	0	0
Pornography/Obscene Material	0	0	0	0
Prostitution Offenses	0	0	0	0
Weapons Law Violations	3	3	2	0
Animal Cruelty	0	0	0	0
<b>Total Group "A"</b>	<b>293</b>	<b>155</b>	<b>86</b>	<b>12</b>

**Total Offenses - 5 year trend**



**Total Arrests - 5 year trend**



Group "B" Arrests	Arrests	
	Adult	Juvenile
Bad Checks	0	0
Curfew/Loitering/Vagrancy Violations	0	0
Disorderly Conduct	1	0
DUI	9	0
Drunkenness	0	0
Family Offenses, Nonviolent	0	0
Liquor Law Violations	1	0
Peeping Tom	0	0
Trespass of Real Property	3	0
All Other Offenses	21	1
<b>Total Group "B"</b>	<b>35</b>	<b>1</b>

# Agency 2018 Crime Report

## Gooding County Total

Population: 15,205  
County: Gooding

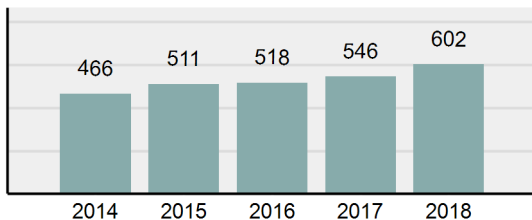
### Offense Overview

- Offense Total 602
- % change from 2017 **10.26%**
- # of cleared offenses 339
- Percent Cleared 56.31%
- Group "A" Crime Rate per 100,000 population 3,959.22
- Summary based reporting crime rate per 100,000 populated is calculated for other state crime comparisons only. 1,170.67

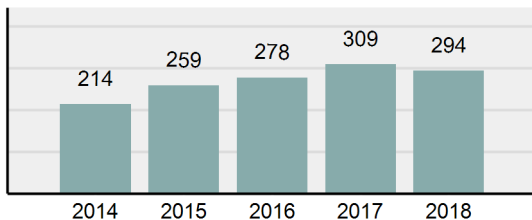
### Arrest Overview

- Arrest Total 294
- % change from 2017 **-4.85%**
- Adult Arrest total 253
- Juvenile Arrest total 41
- Arrest Rate per 100,000 population 1,933.57

**Total Offenses - 5 year trend**



**Total Arrests - 5 year trend**



Group "A" Offenses	Offenses		Arrests	
	# Reported	# Cleared	Adult	Juvenile
Murder	0	0	0	0
Negligent Manslaughter	0	0	0	0
Rape	4	3	1	1
Sodomy	0	0	0	0
Sexual Assault w/Obj	0	0	0	0
Fondling	5	4	2	0
Aggravated Assault	19	10	8	0
Simple Assault	127	96	42	5
Intimidation	1	0	0	0
Kidnapping	4	2	0	0
Incest	0	0	0	0
Statutory Rape	0	0	0	0
Human Trafficking, Commercial Sex Acts	0	0	0	0
Human Trafficking, Involuntary Servitude	0	0	0	0
Robbery	1	1	0	0
Burglary/Breaking and Entering	40	10	6	6
Larceny/Theft Offenses	92	17	10	1
Motor Vehicle Theft	21	5	0	0
Arson	1	0	0	0
Destruction Of Property	39	7	3	2
Counterfeiting/Forgery	0	0	0	0
Fraud Offenses	11	2	0	0
Embezzlement	0	0	0	0
Extortion/Blackmail	0	0	0	0
Bribery	0	0	0	0
Stolen Property Offenses	2	2	1	0
Drug/Narcotic Violations	126	94	75	14
Drug Equipment Violations	104	81	15	4
Gambling Offenses	0	0	0	0
Pornography/Obscene Material	0	0	0	0
Prostitution Offenses	0	0	0	0
Weapons Law Violations	5	5	2	0
Animal Cruelty	0	0	0	0
<b>Total Group "A"</b>	<b>602</b>	<b>339</b>	<b>165</b>	<b>33</b>

Group "B" Arrests	Arrests	
	Adult	Juvenile
Bad Checks	0	0
Curfew/Loitering/Vagrancy Violations	0	2
Disorderly Conduct	5	0
DUI	25	0
Drunkenness	0	0
Family Offenses, Nonviolent	1	0
Liquor Law Violations	2	1
Peeping Tom	0	0
Trespass of Real Property	5	0
All Other Offenses	50	5
<b>Total Group "B"</b>	<b>88</b>	<b>8</b>