

Agency 2018 Crime Report

HEYBURN Police Department

Population: 3,364
County: Minidoka

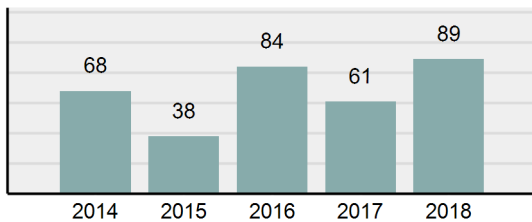
Offense Overview

- Offense Total 89
- % change from 2017 **45.9%**
- # of cleared offenses 61
- Percent Cleared 68.54%
- Group "A" Crime Rate per 100,000 population 2,645.66
- Summary based reporting crime rate per 100,000 populated is calculated for other state crime comparisons only. 832.34

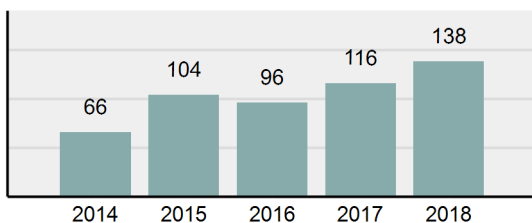
Arrest Overview

- Arrest Total 138
- % change from 2017 **18.97%**
- Adult Arrest total 121
- Juvenile Arrest total 17
- Arrest Rate per 100,000 population 4,102.26

Total Offenses - 5 year trend



Total Arrests - 5 year trend



Group "A" Offenses	Offenses		Arrests	
	# Reported	# Cleared	Adult	Juvenile
Murder	0	0	0	0
Negligent Manslaughter	0	0	0	0
Rape	1	0	0	0
Sodomy	0	0	0	0
Sexual Assault w/Obj	0	0	0	0
Fondling	0	0	0	0
Aggravated Assault	2	1	1	0
Simple Assault	12	11	11	0
Intimidation	0	0	0	0
Kidnapping	0	0	0	0
Incest	0	0	0	0
Statutory Rape	0	0	0	0
Human Trafficking, Commercial Sex Acts	0	0	0	0
Human Trafficking, Involuntary Servitude	0	0	0	0
Robbery	0	0	0	0
Burglary/Breaking and Entering	3	0	0	0
Larceny/Theft Offenses	21	4	4	0
Motor Vehicle Theft	1	0	0	0
Arson	0	0	0	0
Destruction Of Property	0	0	0	0
Counterfeiting/Forgery	1	0	0	0
Fraud Offenses	1	0	0	0
Embezzlement	0	0	0	0
Extortion/Blackmail	0	0	0	0
Bribery	0	0	0	0
Stolen Property Offenses	0	0	0	0
Drug/Narcotic Violations	29	28	26	3
Drug Equipment Violations	18	17	7	2
Gambling Offenses	0	0	0	0
Pornography/Obscene Material	0	0	0	0
Prostitution Offenses	0	0	0	0
Weapons Law Violations	0	0	0	0
Animal Cruelty	0	0	0	0
Total Group "A"	89	61	49	5

Group "B" Arrests	Arrests	
	Adult	Juvenile
Bad Checks	0	0
Curfew/Loitering/Vagrancy Violations	0	0
Disorderly Conduct	0	1
DUI	17	2
Drunkenness	1	0
Family Offenses, Nonviolent	5	0
Liquor Law Violations	7	1
Peeping Tom	0	0
Trespass of Real Property	1	0
All Other Offenses	41	8
Total Group "B"	72	12

Agency 2018 Crime Report

RUPERT Police Department

Population: 5,845
County: Minidoka

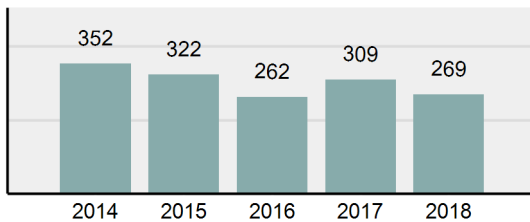
Offense Overview

- Offense Total 269
- % change from 2017 -12.94%
- # of cleared offenses 101
- Percent Cleared 37.55%
- Group "A" Crime Rate per 100,000 population 4,602.22
- Summary based reporting crime rate per 100,000 populated is calculated for other state crime comparisons only. 2,172.80

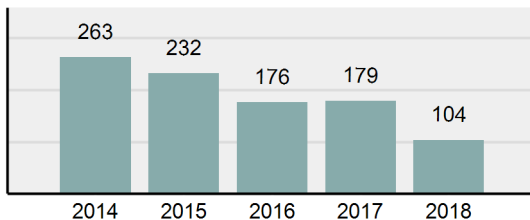
Arrest Overview

- Arrest Total 104
- % change from 2017 -41.9%
- Adult Arrest total 86
- Juvenile Arrest total 18
- Arrest Rate per 100,000 population 1,779.30

Total Offenses - 5 year trend



Total Arrests - 5 year trend



Group "A" Offenses	Offenses		Arrests	
	# Reported	# Cleared	Adult	Juvenile
Murder	0	0	0	0
Negligent Manslaughter	0	0	0	0
Rape	7	7	1	0
Sodomy	1	0	0	0
Sexual Assault w/Obj	1	0	0	0
Fondling	7	5	1	0
Aggravated Assault	10	4	2	0
Simple Assault	37	27	7	1
Intimidation	7	2	1	0
Kidnapping	0	0	0	0
Incest	0	0	4	0
Statutory Rape	0	0	0	0
Human Trafficking, Commercial Sex Acts	0	0	0	0
Human Trafficking, Involuntary Servitude	0	0	0	0
Robbery	1	0	0	0
Burglary/Breaking and Entering	34	3	2	0
Larceny/Theft Offenses	70	18	6	9
Motor Vehicle Theft	5	2	0	2
Arson	0	0	0	0
Destruction Of Property	28	4	1	0
Counterfeiting/Forgery	2	0	0	0
Fraud Offenses	16	1	0	0
Embezzlement	0	0	0	0
Extortion/Blackmail	0	0	0	0
Bribery	0	0	0	0
Stolen Property Offenses	0	0	0	0
Drug/Narcotic Violations	21	15	10	2
Drug Equipment Violations	16	12	2	0
Gambling Offenses	0	0	0	0
Pornography/Obscene Material	3	0	0	0
Prostitution Offenses	0	0	0	0
Weapons Law Violations	3	1	0	0
Animal Cruelty	0	0	0	0
Total Group "A"	269	101	37	14

Group "B" Arrests	Arrests	
	Adult	Juvenile
Bad Checks	0	0
Curfew/Loitering/Vagrancy Violations	0	0
Disorderly Conduct	0	0
DUI	12	0
Drunkenness	0	0
Family Offenses, Nonviolent	0	0
Liquor Law Violations	1	0
Peeping Tom	0	0
Trespass of Real Property	1	0
All Other Offenses	35	4
Total Group "B"	49	4

Agency 2018 Crime Report

MINIDOKA County Sheriff's Office

Population: 11,790
County: Minidoka

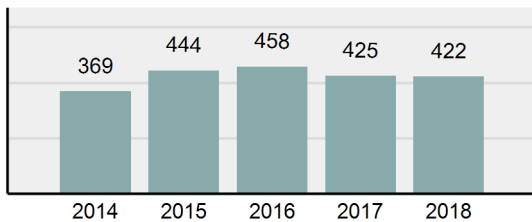
Offense Overview

- Offense Total 422
- % change from 2017 **-0.71%**
- # of cleared offenses 217
- Percent Cleared 51.42%
- Group "A" Crime Rate per 100,000 population 3,579.30
- Summary based reporting crime rate per 100,000 populated is calculated for other state crime comparisons only. 1,518.24

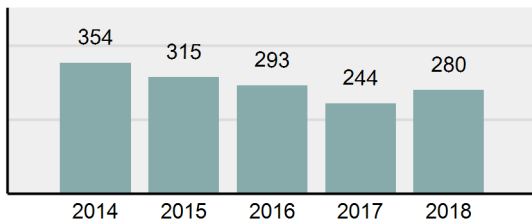
Arrest Overview

- Arrest Total 280
- % change from 2017 **14.75%**
- Adult Arrest total 243
- Juvenile Arrest total 37
- Arrest Rate per 100,000 population 2,374.89

Total Offenses - 5 year trend



Total Arrests - 5 year trend



Group "A" Offenses	Offenses		Arrests	
	# Reported	# Cleared	Adult	Juvenile
Murder	2	2	1	0
Negligent Manslaughter	0	0	0	0
Rape	4	2	0	0
Sodomy	1	0	0	0
Sexual Assault w/Obj	0	0	0	0
Fondling	21	16	0	2
Aggravated Assault	27	21	8	2
Simple Assault	40	33	11	1
Intimidation	5	3	1	0
Kidnapping	0	0	0	0
Incest	0	0	0	0
Statutory Rape	0	0	0	0
Human Trafficking, Commercial Sex Acts	0	0	0	0
Human Trafficking, Involuntary Servitude	0	0	0	0
Robbery	0	0	0	0
Burglary/Breaking and Entering	48	8	5	0
Larceny/Theft Offenses	84	14	4	3
Motor Vehicle Theft	12	2	2	0
Arson	2	1	0	1
Destruction Of Property	36	7	2	0
Counterfeiting/Forgery	3	2	1	0
Fraud Offenses	16	5	0	0
Embezzlement	0	0	0	0
Extortion/Blackmail	0	0	0	0
Bribery	0	0	0	0
Stolen Property Offenses	2	0	0	0
Drug/Narcotic Violations	59	51	42	6
Drug Equipment Violations	52	44	10	2
Gambling Offenses	0	0	0	0
Pornography/Obscene Material	1	0	0	0
Prostitution Offenses	0	0	0	0
Weapons Law Violations	6	5	0	4
Animal Cruelty	1	1	0	0
Total Group "A"	422	217	87	21

Group "B" Arrests	Arrests	
	Adult	Juvenile
Bad Checks	1	0
Curfew/Loitering/Vagrancy Violations	0	0
Disorderly Conduct	0	0
DUI	64	0
Drunkenness	1	1
Family Offenses, Nonviolent	1	0
Liquor Law Violations	1	0
Peeping Tom	0	0
Trespass of Real Property	3	0
All Other Offenses	85	15
Total Group "B"	156	16

Agency 2018 Crime Report



Minidoka County Total

Population: 20,999
County: Minidoka

Offense Overview

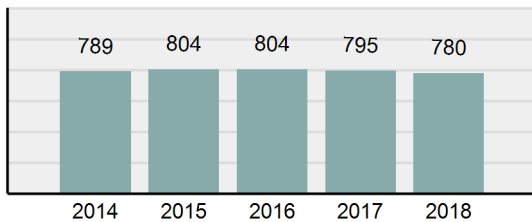
- Offense Total 780
- % change from 2017 -1.89%
- # of cleared offenses 379
- Percent Cleared 48.59%
- Group "A" Crime Rate per 100,000 population 3,714.46
- Summary based reporting crime rate per 100,000 populated is calculated for other state crime comparisons only. 1,590.55

Arrest Overview

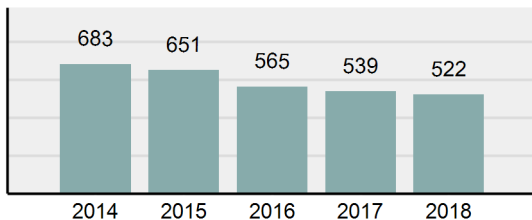
- Arrest Total 522
- % change from 2017 -3.15%
- Adult Arrest total 450
- Juvenile Arrest total 72
- Arrest Rate per 100,000 population 2,485.83

Group "A" Offenses	Offenses		Arrests	
	# Reported	# Cleared	Adult	Juvenile
Murder	2	2	1	0
Negligent Manslaughter	0	0	0	0
Rape	12	9	1	0
Sodomy	2	0	0	0
Sexual Assault w/Obj	1	0	0	0
Fondling	28	21	1	2
Aggravated Assault	39	26	11	2
Simple Assault	89	71	29	2
Intimidation	12	5	2	0
Kidnapping	0	0	0	0
Incest	0	0	4	0
Statutory Rape	0	0	0	0
Human Trafficking, Commercial Sex Acts	0	0	0	0
Human Trafficking, Involuntary Servitude	0	0	0	0
Robbery	1	0	0	0
Burglary/Breaking and Entering	85	11	7	0
Larceny/Theft Offenses	175	36	14	12
Motor Vehicle Theft	18	4	2	2
Arson	2	1	0	1
Destruction Of Property	64	11	3	0
Counterfeiting/Forgery	6	2	1	0
Fraud Offenses	33	6	0	0
Embezzlement	0	0	0	0
Extortion/Blackmail	0	0	0	0
Bribery	0	0	0	0
Stolen Property Offenses	2	0	0	0
Drug/Narcotic Violations	109	94	78	11
Drug Equipment Violations	86	73	19	4
Gambling Offenses	0	0	0	0
Pornography/Obscene Material	4	0	0	0
Prostitution Offenses	0	0	0	0
Weapons Law Violations	9	6	0	4
Animal Cruelty	1	1	0	0
Total Group "A"	780	379	173	40

Total Offenses - 5 year trend



Total Arrests - 5 year trend



Group "B" Arrests	Arrests	
	Adult	Juvenile
Bad Checks	1	0
Curfew/Loitering/Vagrancy Violations	0	0
Disorderly Conduct	0	1
DUI	93	2
Drunkenness	2	1
Family Offenses, Nonviolent	6	0
Liquor Law Violations	9	1
Peeping Tom	0	0
Trespass of Real Property	5	0
All Other Offenses	161	27
Total Group "B"	277	32