

Agency 2018 Crime Report

MCCALL Police Department

Population: 3,413
County: Valley

Offense Overview

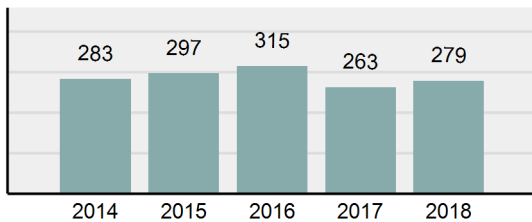
- Offense Total 279
- % change from 2017 **6.08%**
- # of cleared offenses 113
- Percent Cleared 40.5%
- Group "A" Crime Rate per 100,000 population 8,174.63
- Summary based reporting crime rate per 100,000 populated is calculated for other state crime comparisons only. 2,959.27

Arrest Overview

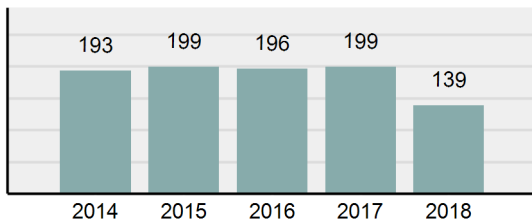
- Arrest Total 139
- % change from 2017 **-30.15%**
- Adult Arrest total 135
- Juvenile Arrest total 4
- Arrest Rate per 100,000 population 4,072.66

Group "A" Offenses	Offenses		Arrests	
	# Reported	# Cleared	Adult	Juvenile
Murder	0	0	0	0
Negligent Manslaughter	0	0	0	0
Rape	5	3	3	0
Sodomy	1	0	0	0
Sexual Assault w/Obj	1	1	0	0
Fondling	0	0	0	0
Aggravated Assault	7	5	4	0
Simple Assault	56	31	15	0
Intimidation	4	0	0	0
Kidnapping	2	0	0	0
Incest	0	0	0	0
Statutory Rape	0	0	0	0
Human Trafficking, Commercial Sex Acts	0	0	0	0
Human Trafficking, Involuntary Servitude	0	0	0	0
Robbery	0	0	0	0
Burglary/Breaking and Entering	19	0	0	0
Larceny/Theft Offenses	66	12	4	0
Motor Vehicle Theft	3	1	0	0
Arson	1	0	0	0
Destruction Of Property	24	10	7	0
Counterfeiting/Forgery	2	0	0	0
Fraud Offenses	28	1	0	0
Embezzlement	1	0	0	0
Extortion/Blackmail	2	0	0	0
Bribery	0	0	0	0
Stolen Property Offenses	0	0	0	0
Drug/Narcotic Violations	27	23	16	3
Drug Equipment Violations	26	23	3	0
Gambling Offenses	0	0	0	0
Pornography/Obscene Material	1	1	0	0
Prostitution Offenses	0	0	0	0
Weapons Law Violations	3	2	0	0
Animal Cruelty	0	0	0	0
Total Group "A"	279	113	52	3

Total Offenses - 5 year trend



Total Arrests - 5 year trend



Group "B" Arrests	Arrests	
	Adult	Juvenile
Bad Checks	0	0
Curfew/Loitering/Vagrancy Violations	0	0
Disorderly Conduct	0	0
DUI	45	1
Drunkenness	0	0
Family Offenses, Nonviolent	0	0
Liquor Law Violations	1	0
Peeping Tom	0	0
Trespass of Real Property	1	0
All Other Offenses	36	0
Total Group "B"	83	1

Agency 2018 Crime Report

VALLEY County Sheriff's Office

Population: 7,503
County: Valley

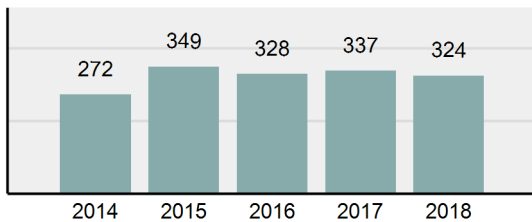
Offense Overview

- Offense Total 324
- % change from 2017 -3.86%
- # of cleared offenses 151
- Percent Cleared 46.6%
- Group "A" Crime Rate per 100,000 population 4,318.27
- Summary based reporting crime rate per 100,000 populated is calculated for other state crime comparisons only. 1,252.83

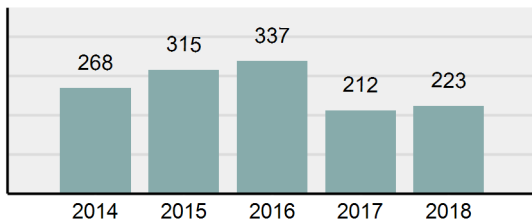
Arrest Overview

- Arrest Total 223
- % change from 2017 5.19%
- Adult Arrest total 217
- Juvenile Arrest total 6
- Arrest Rate per 100,000 population 2,972.14

Total Offenses - 5 year trend



Total Arrests - 5 year trend



Group "A" Offenses	Offenses		Arrests	
	# Reported	# Cleared	Adult	Juvenile
Murder	0	0	0	0
Negligent Manslaughter	0	0	0	0
Rape	7	2	1	0
Sodomy	1	1	0	0
Sexual Assault w/Obj	2	1	0	1
Fondling	8	4	1	0
Aggravated Assault	9	6	3	0
Simple Assault	50	33	14	0
Intimidation	7	1	0	0
Kidnapping	0	0	0	0
Incest	0	0	0	0
Statutory Rape	0	0	0	0
Human Trafficking, Commercial Sex Acts	0	0	0	0
Human Trafficking, Involuntary Servitude	0	0	0	0
Robbery	1	1	1	0
Burglary/Breaking and Entering	22	6	1	4
Larceny/Theft Offenses	52	6	4	0
Motor Vehicle Theft	1	0	0	0
Arson	2	0	0	0
Destruction Of Property	31	7	4	0
Counterfeiting/Forgery	3	0	0	0
Fraud Offenses	37	2	0	0
Embezzlement	0	0	0	0
Extortion/Blackmail	0	0	0	0
Bribery	0	0	0	0
Stolen Property Offenses	1	1	0	0
Drug/Narcotic Violations	42	38	28	1
Drug Equipment Violations	43	39	6	0
Gambling Offenses	0	0	0	0
Pornography/Obscene Material	1	0	0	0
Prostitution Offenses	0	0	0	0
Weapons Law Violations	4	3	2	0
Animal Cruelty	0	0	0	0
Total Group "A"	324	151	65	6

Group "B" Arrests	Arrests	
	Adult	Juvenile
Bad Checks	0	0
Curfew/Loitering/Vagrancy Violations	0	0
Disorderly Conduct	0	0
DUI	52	0
Drunkenness	0	0
Family Offenses, Nonviolent	0	0
Liquor Law Violations	2	0
Peeping Tom	0	0
Trespass of Real Property	5	0
All Other Offenses	93	0
Total Group "B"	152	0

Agency 2018 Crime Report

Valley County Total

Population: 10,916
County: Valley

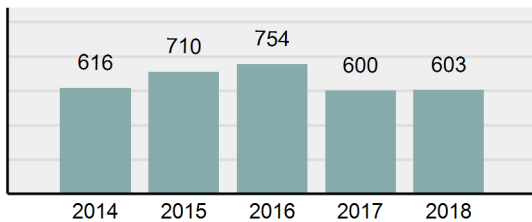
Offense Overview

- Offense Total 603
- % change from 2017 **0.5%**
- # of cleared offenses 264
- Percent Cleared 43.78%
- Group "A" Crime Rate per 100,000 population 5,524.00
- Summary based reporting crime rate per 100,000 populated is calculated for other state crime comparisons only. 1,786.37

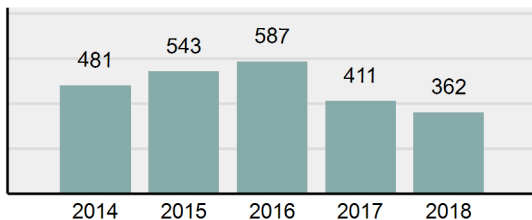
Arrest Overview

- Arrest Total 362
- % change from 2017 **-11.92%**
- Adult Arrest total 352
- Juvenile Arrest total 10
- Arrest Rate per 100,000 population 3,316.23

Total Offenses - 5 year trend



Total Arrests - 5 year trend



Group "A" Offenses	Offenses		Arrests	
	# Reported	# Cleared	Adult	Juvenile
Murder	0	0	0	0
Negligent Manslaughter	0	0	0	0
Rape	12	5	4	0
Sodomy	2	1	0	0
Sexual Assault w/Obj	3	2	0	1
Fondling	8	4	1	0
Aggravated Assault	16	11	7	0
Simple Assault	106	64	29	0
Intimidation	11	1	0	0
Kidnapping	2	0	0	0
Incest	0	0	0	0
Statutory Rape	0	0	0	0
Human Trafficking, Commercial Sex Acts	0	0	0	0
Human Trafficking, Involuntary Servitude	0	0	0	0
Robbery	1	1	1	0
Burglary/Breaking and Entering	41	6	1	4
Larceny/Theft Offenses	118	18	8	0
Motor Vehicle Theft	4	1	0	0
Arson	3	0	0	0
Destruction Of Property	55	17	11	0
Counterfeiting/Forgery	5	0	0	0
Fraud Offenses	65	3	0	0
Embezzlement	1	0	0	0
Extortion/Blackmail	2	0	0	0
Bribery	0	0	0	0
Stolen Property Offenses	1	1	0	0
Drug/Narcotic Violations	69	61	44	4
Drug Equipment Violations	69	62	9	0
Gambling Offenses	0	0	0	0
Pornography/Obscene Material	2	1	0	0
Prostitution Offenses	0	0	0	0
Weapons Law Violations	7	5	2	0
Animal Cruelty	0	0	0	0
Total Group "A"	603	264	117	9

Group "B" Arrests	Arrests	
	Adult	Juvenile
Bad Checks	0	0
Curfew/Loitering/Vagrancy Violations	0	0
Disorderly Conduct	0	0
DUI	97	1
Drunkenness	0	0
Family Offenses, Nonviolent	0	0
Liquor Law Violations	3	0
Peeping Tom	0	0
Trespass of Real Property	6	0
All Other Offenses	129	0
Total Group "B"	235	1