

# Agency 2019 Crime Report

## COEUR D ALENE Police Department

Population: 52,256  
County: Kootenai

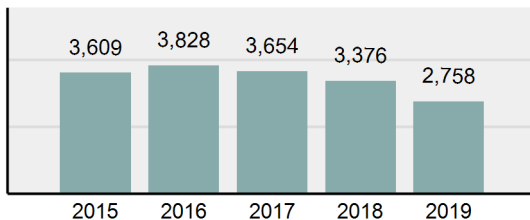
### Offense Overview

- Offense Total 2,758
- % change from 2018 **-18.31%**
- # of cleared offenses 1,753
- Percent Cleared 63.56%
- Group "A" Crime Rate per 100,000 population 5,277.86
- Summary based reporting crime rate per 100,000 populated is calculated for other state crime comparisons only. 1,645.74

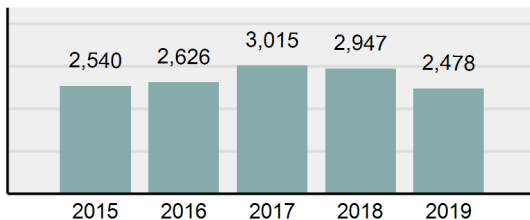
### Arrest Overview

- Arrest Total 2,478
- % change from 2018 **-15.91%**
- Adult Arrest total 2,045
- Juvenile Arrest total 433
- Arrest Rate per 100,000 population 4,742.04

**Total Offenses - 5 year trend**



**Total Arrests - 5 year trend**



Group "A" Offenses	Offenses		Arrests	
	# Reported	# Cleared	Adult	Juvenile
Murder	0	0	0	0
Negligent Manslaughter	0	0	0	0
Rape	33	21	4	2
Sodomy	3	3	0	0
Sexual Assault w/Obj	7	6	2	0
Fondling	33	27	6	5
Aggravated Assault	87	74	30	9
Simple Assault	472	398	189	47
Intimidation	84	65	29	4
Kidnapping	12	6	5	1
Incest	0	0	0	0
Statutory Rape	0	0	0	0
Human Trafficking, Commercial Sex Acts	0	0	0	0
Human Trafficking, Involuntary Servitude	0	0	0	0
Robbery	8	6	5	2
Burglary/Breaking and Entering	82	15	6	4
Larceny/Theft Offenses	590	167	122	17
Motor Vehicle Theft	50	11	5	2
Arson	10	7	1	5
Destruction Of Property	232	60	17	16
Counterfeiting/Forgery	25	8	7	0
Fraud Offenses	119	40	7	2
Embezzlement	18	9	3	0
Extortion/Blackmail	0	0	0	0
Bribery	0	0	0	0
Stolen Property Offenses	13	13	9	1
Drug/Narcotic Violations	408	384	366	28
Drug Equipment Violations	419	399	117	9
Gambling Offenses	0	0	0	0
Pornography/Obscene Material	17	9	2	3
Prostitution Offenses	4	1	0	0
Weapons Law Violations	32	24	9	9
Animal Cruelty	0	0	0	0
<b>Total Group "A"</b>	<b>2,758</b>	<b>1,753</b>	<b>941</b>	<b>166</b>

Group "B" Arrests	Arrests	
	Adult	Juvenile
Bad Checks	1	0
Curfew/Loitering/Vagrancy Violations	2	6
Disorderly Conduct	45	5
DUI	345	2
Drunkenness	0	0
Family Offenses, Nonviolent	77	2
Liquor Law Violations	58	21
Peeping Tom	0	0
Trespass of Real Property	23	1
All Other Offenses	553	230
<b>Total Group "B"</b>	<b>1,104</b>	<b>267</b>

# Agency 2019 Crime Report

## POST FALLS Police Department

Population: 35,649  
County: Kootenai

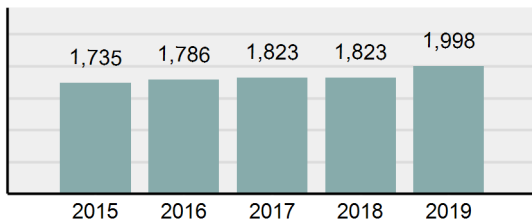
### Offense Overview

- Offense Total 1,998
- % change from 2018 **9.6%**
- # of cleared offenses 1,353
- Percent Cleared 67.72%
- Group "A" Crime Rate per 100,000 population 5,604.65
- Summary based reporting crime rate per 100,000 populated is calculated for other state crime comparisons only. 1,868.22

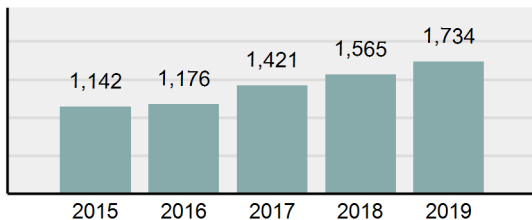
### Arrest Overview

- Arrest Total 1,734
- % change from 2018 **10.8%**
- Adult Arrest total 1,582
- Juvenile Arrest total 152
- Arrest Rate per 100,000 population 4,864.09

**Total Offenses - 5 year trend**



**Total Arrests - 5 year trend**



Group "A" Offenses	Offenses		Arrests	
	# Reported	# Cleared	Adult	Juvenile
Murder	0	0	0	0
Negligent Manslaughter	0	0	0	0
Rape	11	11	5	3
Sodomy	2	2	0	0
Sexual Assault w/Obj	1	1	0	0
Fondling	21	18	8	0
Aggravated Assault	51	49	32	2
Simple Assault	234	224	80	25
Intimidation	53	45	21	7
Kidnapping	1	0	0	0
Incest	1	1	0	0
Statutory Rape	5	4	2	2
Human Trafficking, Commercial Sex Acts	0	0	0	0
Human Trafficking, Involuntary Servitude	0	0	0	0
Robbery	3	0	0	0
Burglary/Breaking and Entering	61	16	8	6
Larceny/Theft Offenses	497	234	196	27
Motor Vehicle Theft	38	16	9	0
Arson	5	3	0	2
Destruction Of Property	168	61	19	10
Counterfeiting/Forgery	36	13	3	0
Fraud Offenses	86	23	12	0
Embezzlement	1	1	1	0
Extortion/Blackmail	1	0	0	0
Bribery	1	1	0	0
Stolen Property Offenses	29	21	10	2
Drug/Narcotic Violations	317	284	227	27
Drug Equipment Violations	351	308	106	7
Gambling Offenses	0	0	0	0
Pornography/Obscene Material	10	3	0	1
Prostitution Offenses	0	0	0	0
Weapons Law Violations	14	14	5	1
Animal Cruelty	0	0	0	0
<b>Total Group "A"</b>	<b>1,998</b>	<b>1,353</b>	<b>744</b>	<b>122</b>

Group "B" Arrests	Arrests	
	Adult	Juvenile
Bad Checks	0	0
Curfew/Loitering/Vagrancy Violations	0	0
Disorderly Conduct	47	6
DUI	247	1
Drunkenness	1	0
Family Offenses, Nonviolent	21	0
Liquor Law Violations	33	0
Peeping Tom	0	0
Trespass of Real Property	8	2
All Other Offenses	481	21
<b>Total Group "B"</b>	<b>838</b>	<b>30</b>

# Agency 2019 Crime Report

## RATHDRUM Police Department

Population: 8,968  
County: Kootenai

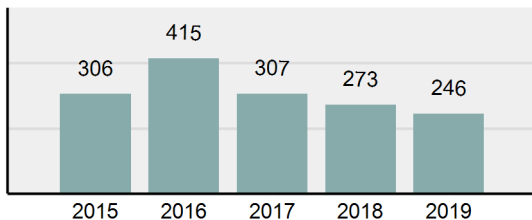
### Offense Overview

- Offense Total 246
- % change from 2018 -9.89%
- # of cleared offenses 188
- Percent Cleared 76.42%
- Group "A" Crime Rate per 100,000 population 2,743.09
- Summary based reporting crime rate per 100,000 populated is calculated for other state crime comparisons only. 880.91

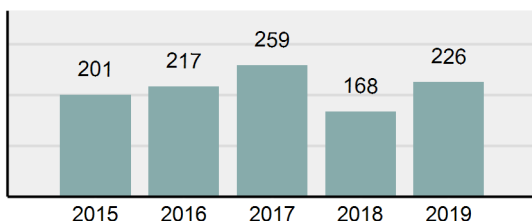
### Arrest Overview

- Arrest Total 226
- % change from 2018 34.52%
- Adult Arrest total 190
- Juvenile Arrest total 36
- Arrest Rate per 100,000 population 2,520.07

**Total Offenses - 5 year trend**



**Total Arrests - 5 year trend**



Group "A" Offenses	Offenses		Arrests	
	# Reported	# Cleared	Adult	Juvenile
Murder	0	0	0	0
Negligent Manslaughter	0	0	0	0
Rape	1	1	1	0
Sodomy	0	0	0	0
Sexual Assault w/Obj	0	0	0	0
Fondling	0	0	0	0
Aggravated Assault	7	6	3	0
Simple Assault	24	23	19	6
Intimidation	2	2	1	0
Kidnapping	1	1	1	0
Incest	0	0	0	0
Statutory Rape	0	0	0	0
Human Trafficking, Commercial Sex Acts	0	0	0	0
Human Trafficking, Involuntary Servitude	0	0	0	0
Robbery	1	1	0	0
Burglary/Breaking and Entering	14	2	1	1
Larceny/Theft Offenses	54	27	28	4
Motor Vehicle Theft	2	1	0	0
Arson	0	0	0	0
Destruction Of Property	11	4	1	3
Counterfeiting/Forgery	2	1	0	0
Fraud Offenses	2	1	1	0
Embezzlement	0	0	0	2
Extortion/Blackmail	0	0	0	0
Bribery	0	0	0	0
Stolen Property Offenses	1	1	0	0
Drug/Narcotic Violations	67	64	59	17
Drug Equipment Violations	52	49	12	1
Gambling Offenses	0	0	0	0
Pornography/Obscene Material	0	0	0	0
Prostitution Offenses	0	0	0	0
Weapons Law Violations	5	4	2	0
Animal Cruelty	0	0	0	0
<b>Total Group "A"</b>	<b>246</b>	<b>188</b>	<b>129</b>	<b>34</b>

Group "B" Arrests	Arrests	
	Adult	Juvenile
Bad Checks	0	0
Curfew/Loitering/Vagrancy Violations	0	0
Disorderly Conduct	1	0
DUI	58	0
Drunkenness	0	0
Family Offenses, Nonviolent	0	0
Liquor Law Violations	0	2
Peeping Tom	0	0
Trespass of Real Property	0	0
All Other Offenses	2	0
<b>Total Group "B"</b>	<b>61</b>	<b>2</b>

# Agency 2019 Crime Report

## SPIRIT LAKE Police Department

Population: 2,596  
County: Kootenai

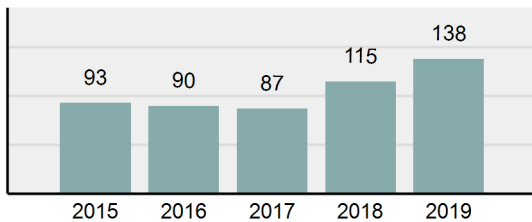
### Offense Overview

- Offense Total 138
- % change from 2018 **20%**
- # of cleared offenses 34
- Percent Cleared 24.64%
- Group "A" Crime Rate per 100,000 population 5,315.87
- Summary based reporting crime rate per 100,000 populated is calculated for other state crime comparisons only. 1,309.71

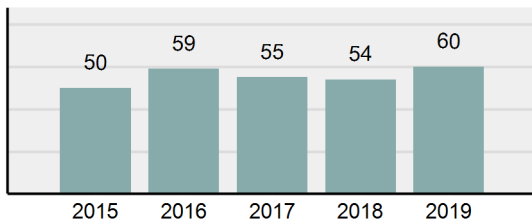
### Arrest Overview

- Arrest Total 60
- % change from 2018 **11.11%**
- Adult Arrest total 46
- Juvenile Arrest total 14
- Arrest Rate per 100,000 population 2,311.25

Total Offenses - 5 year trend



Total Arrests - 5 year trend



Group "A" Offenses	Offenses		Arrests	
	# Reported	# Cleared	Adult	Juvenile
Murder	0	0	0	0
Negligent Manslaughter	0	0	0	0
Rape	0	0	0	0
Sodomy	0	0	0	0
Sexual Assault w/Obj	0	0	0	0
Fondling	0	0	0	0
Aggravated Assault	5	4	1	2
Simple Assault	28	10	4	2
Intimidation	3	1	0	0
Kidnapping	0	0	0	0
Incest	0	0	0	0
Statutory Rape	0	0	0	0
Human Trafficking, Commercial Sex Acts	0	0	0	0
Human Trafficking, Involuntary Servitude	0	0	0	0
Robbery	0	0	0	0
Burglary/Breaking and Entering	5	0	0	0
Larceny/Theft Offenses	21	5	3	2
Motor Vehicle Theft	2	1	0	0
Arson	1	0	0	0
Destruction Of Property	47	4	1	5
Counterfeiting/Forgery	1	0	0	0
Fraud Offenses	10	1	0	0
Embezzlement	1	1	0	0
Extortion/Blackmail	0	0	0	0
Bribery	0	0	0	0
Stolen Property Offenses	0	0	0	0
Drug/Narcotic Violations	7	4	1	2
Drug Equipment Violations	5	2	0	0
Gambling Offenses	0	0	0	0
Pornography/Obscene Material	1	0	0	0
Prostitution Offenses	0	0	0	0
Weapons Law Violations	1	1	0	0
Animal Cruelty	0	0	0	0
<b>Total Group "A"</b>	<b>138</b>	<b>34</b>	<b>10</b>	<b>13</b>

Group "B" Arrests	Arrests	
	Adult	Juvenile
Bad Checks	0	0
Curfew/Loitering/Vagrancy Violations	0	0
Disorderly Conduct	2	0
DUI	18	0
Drunkenness	0	0
Family Offenses, Nonviolent	0	0
Liquor Law Violations	0	0
Peeping Tom	0	0
Trespass of Real Property	0	0
All Other Offenses	16	1
<b>Total Group "B"</b>	<b>36</b>	<b>1</b>

# Agency 2019 Crime Report

## KOOTENAI County Sheriff's Office

Population: 65,850  
County: Kootenai

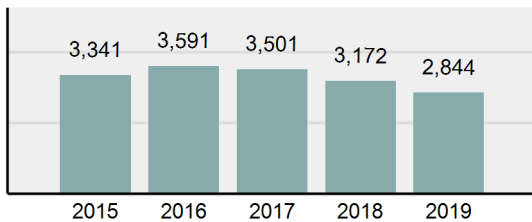
### Offense Overview

- Offense Total 2,844
- % change from 2018 -10.34%
- # of cleared offenses 1,878
- Percent Cleared 66.03%
- Group "A" Crime Rate per 100,000 population 4,318.91
- Summary based reporting crime rate per 100,000 populated is calculated for other state crime comparisons only. 1,397.11

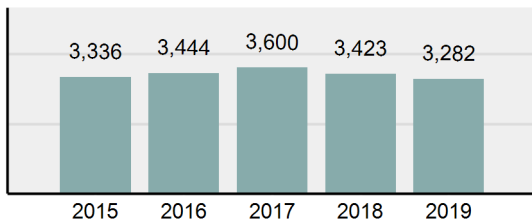
### Arrest Overview

- Arrest Total 3,282
- % change from 2018 -4.12%
- Adult Arrest total 3,080
- Juvenile Arrest total 202
- Arrest Rate per 100,000 population 4,984.05

Total Offenses - 5 year trend



Total Arrests - 5 year trend



Group "A" Offenses	Offenses		Arrests	
	# Reported	# Cleared	Adult	Juvenile
Murder	2	1	1	0
Negligent Manslaughter	0	0	0	0
Rape	15	12	3	2
Sodomy	0	0	0	0
Sexual Assault w/Obj	0	0	0	0
Fondling	62	44	11	10
Aggravated Assault	130	110	50	3
Simple Assault	462	424	154	13
Intimidation	29	26	7	0
Kidnapping	9	8	2	1
Incest	0	0	0	0
Statutory Rape	1	0	1	0
Human Trafficking, Commercial Sex Acts	0	0	0	0
Human Trafficking, Involuntary Servitude	0	0	0	0
Robbery	3	2	1	0
Burglary/Breaking and Entering	177	37	18	3
Larceny/Theft Offenses	538	220	105	19
Motor Vehicle Theft	52	30	7	2
Arson	3	1	0	0
Destruction Of Property	286	94	16	10
Counterfeiting/Forgery	18	8	2	0
Fraud Offenses	63	11	6	0
Embezzlement	0	0	0	0
Extortion/Blackmail	0	0	0	0
Bribery	0	0	0	0
Stolen Property Offenses	20	17	15	0
Drug/Narcotic Violations	445	381	305	25
Drug Equipment Violations	500	429	74	2
Gambling Offenses	0	0	0	0
Pornography/Obscene Material	7	2	0	0
Prostitution Offenses	1	1	0	0
Weapons Law Violations	21	20	1	0
Animal Cruelty	0	0	0	0
<b>Total Group "A"</b>	<b>2,844</b>	<b>1,878</b>	<b>779</b>	<b>90</b>

Group "B" Arrests	Arrests	
	Adult	Juvenile
Bad Checks	0	0
Curfew/Loitering/Vagrancy Violations	0	1
Disorderly Conduct	59	11
DUI	268	0
Drunkenness	2	0
Family Offenses, Nonviolent	51	0
Liquor Law Violations	24	4
Peeping Tom	0	0
Trespass of Real Property	49	3
All Other Offenses	1,848	93
<b>Total Group "B"</b>	<b>2,301</b>	<b>112</b>

# Agency 2019 Crime Report



## Kootenai County Total

Population: 165,319  
County: Kootenai

### Offense Overview

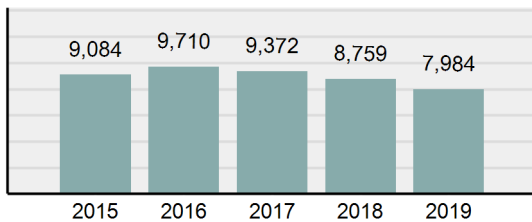
- Offense Total 7,984
- % change from 2018 **-8.85%**
- # of cleared offenses 5,206
- Percent Cleared 65.21%
- Group "A" Crime Rate per 100,000 population 4,829.45
- Summary based reporting crime rate per 100,000 populated is calculated for other state crime comparisons only. 1,547.92

### Arrest Overview

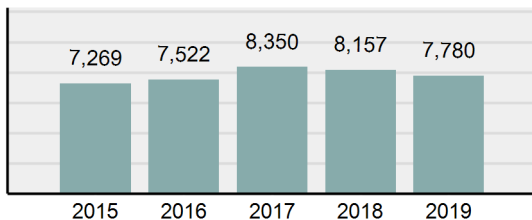
- Arrest Total 7,780
- % change from 2018 **-4.62%**
- Adult Arrest total 6,943
- Juvenile Arrest total 837
- Arrest Rate per 100,000 population 4,706.05

Group "A" Offenses	Offenses		Arrests	
	# Reported	# Cleared	Adult	Juvenile
Murder	2	1	1	0
Negligent Manslaughter	0	0	0	0
Rape	60	45	13	7
Sodomy	5	5	0	0
Sexual Assault w/Obj	8	7	2	0
Fondling	116	89	25	15
Aggravated Assault	280	243	116	16
Simple Assault	1,220	1,079	446	93
Intimidation	171	139	58	11
Kidnapping	23	15	8	2
Incest	1	1	0	0
Statutory Rape	6	4	3	2
Human Trafficking, Commercial Sex Acts	0	0	0	0
Human Trafficking, Involuntary Servitude	0	0	0	0
Robbery	15	9	6	2
Burglary/Breaking and Entering	339	70	33	14
Larceny/Theft Offenses	1,700	653	454	69
Motor Vehicle Theft	144	59	21	4
Arson	19	11	1	7
Destruction Of Property	744	223	54	44
Counterfeiting/Forgery	82	30	12	0
Fraud Offenses	280	76	26	2
Embezzlement	20	11	4	2
Extortion/Blackmail	1	0	0	0
Bribery	1	1	0	0
Stolen Property Offenses	63	52	34	3
Drug/Narcotic Violations	1,244	1,117	958	99
Drug Equipment Violations	1,327	1,187	309	19
Gambling Offenses	0	0	0	0
Pornography/Obscene Material	35	14	2	4
Prostitution Offenses	5	2	0	0
Weapons Law Violations	73	63	17	10
Animal Cruelty	0	0	0	0
<b>Total Group "A"</b>	<b>7,984</b>	<b>5,206</b>	<b>2,603</b>	<b>425</b>

**Total Offenses - 5 year trend**



**Total Arrests - 5 year trend**



Group "B" Arrests	Arrests	
	Adult	Juvenile
Bad Checks	1	0
Curfew/Loitering/Vagrancy Violations	2	7
Disorderly Conduct	154	22
DUI	936	3
Drunkenness	3	0
Family Offenses, Nonviolent	149	2
Liquor Law Violations	115	27
Peeping Tom	0	0
Trespass of Real Property	80	6
All Other Offenses	2,900	345
<b>Total Group "B"</b>	<b>4,340</b>	<b>412</b>