

Agency 2019 Crime Report

MCCALL Police Department

Population: 3,541
County: Valley

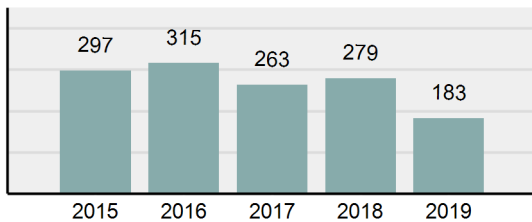
Offense Overview

- Offense Total 183
- % change from 2018 -34.41%
- # of cleared offenses 63
- Percent Cleared 34.43%
- Group "A" Crime Rate per 100,000 population 5,168.03
- Summary based reporting crime rate per 100,000 populated is calculated for other state crime comparisons only. 1,807.40

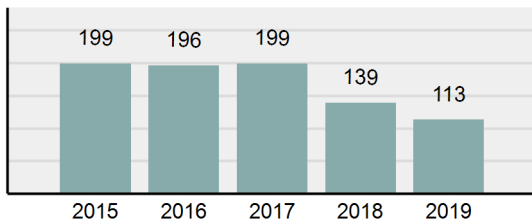
Arrest Overview

- Arrest Total 113
- % change from 2018 -18.71%
- Adult Arrest total 111
- Juvenile Arrest total 2
- Arrest Rate per 100,000 population 3,191.19

Total Offenses - 5 year trend



Total Arrests - 5 year trend



Group "A" Offenses	Offenses		Arrests	
	# Reported	# Cleared	Adult	Juvenile
Murder	0	0	0	0
Negligent Manslaughter	0	0	0	0
Rape	2	1	1	0
Sodomy	0	0	0	0
Sexual Assault w/Obj	0	0	0	0
Fondling	0	0	0	0
Aggravated Assault	11	8	4	0
Simple Assault	32	19	8	0
Intimidation	2	1	0	0
Kidnapping	0	0	0	0
Incest	0	0	0	0
Statutory Rape	0	0	0	0
Human Trafficking, Commercial Sex Acts	0	0	0	0
Human Trafficking, Involuntary Servitude	0	0	0	0
Robbery	0	0	0	0
Burglary/Breaking and Entering	15	1	1	0
Larceny/Theft Offenses	30	3	0	0
Motor Vehicle Theft	6	1	1	0
Arson	0	0	0	0
Destruction Of Property	15	3	2	0
Counterfeiting/Forgery	2	0	0	0
Fraud Offenses	22	0	0	0
Embezzlement	0	0	0	0
Extortion/Blackmail	0	0	0	0
Bribery	0	0	0	0
Stolen Property Offenses	2	0	0	0
Drug/Narcotic Violations	21	13	7	1
Drug Equipment Violations	19	10	3	0
Gambling Offenses	0	0	0	0
Pornography/Obscene Material	0	0	0	0
Prostitution Offenses	0	0	0	0
Weapons Law Violations	4	3	0	0
Animal Cruelty	0	0	0	0
Total Group "A"	183	63	27	1

Group "B" Arrests	Arrests	
	Adult	Juvenile
Bad Checks	0	0
Curfew/Loitering/Vagrancy Violations	0	0
Disorderly Conduct	0	0
DUI	48	0
Drunkenness	0	0
Family Offenses, Nonviolent	0	0
Liquor Law Violations	1	0
Peeping Tom	0	0
Trespass of Real Property	3	0
All Other Offenses	32	1
Total Group "B"	84	1

Agency 2019 Crime Report

VALLEY County Sheriff's Office

Population: 7,719
County: Valley

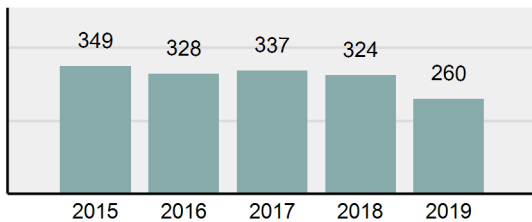
Offense Overview

- Offense Total 260
- % change from 2018 -19.75%
- # of cleared offenses 113
- Percent Cleared 43.46%
- Group "A" Crime Rate per 100,000 population 3,368.31
- Summary based reporting crime rate per 100,000 populated is calculated for other state crime comparisons only. 1,101.18

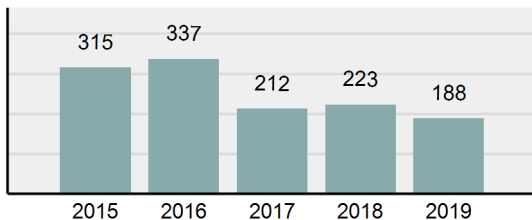
Arrest Overview

- Arrest Total 188
- % change from 2018 -15.7%
- Adult Arrest total 180
- Juvenile Arrest total 8
- Arrest Rate per 100,000 population 2,435.55

Total Offenses - 5 year trend



Total Arrests - 5 year trend



Group "A" Offenses	Offenses		Arrests	
	# Reported	# Cleared	Adult	Juvenile
Murder	0	0	0	0
Negligent Manslaughter	0	0	0	0
Rape	6	1	0	0
Sodomy	0	0	0	0
Sexual Assault w/Obj	1	1	0	0
Fondling	4	2	0	0
Aggravated Assault	16	13	6	0
Simple Assault	31	19	3	0
Intimidation	6	2	0	0
Kidnapping	0	0	0	0
Incest	0	0	0	0
Statutory Rape	0	0	0	0
Human Trafficking, Commercial Sex Acts	0	0	0	0
Human Trafficking, Involuntary Servitude	0	0	0	0
Robbery	0	0	0	0
Burglary/Breaking and Entering	24	6	1	0
Larceny/Theft Offenses	38	12	2	0
Motor Vehicle Theft	1	0	0	0
Arson	0	0	0	0
Destruction Of Property	29	8	3	1
Counterfeiting/Forgery	1	0	0	0
Fraud Offenses	47	2	1	0
Embezzlement	0	0	0	0
Extortion/Blackmail	0	0	0	0
Bribery	0	0	0	0
Stolen Property Offenses	0	0	0	0
Drug/Narcotic Violations	29	25	16	2
Drug Equipment Violations	23	19	2	1
Gambling Offenses	0	0	0	0
Pornography/Obscene Material	0	0	0	0
Prostitution Offenses	0	0	0	0
Weapons Law Violations	3	3	1	1
Animal Cruelty	1	0	0	0
Total Group "A"	260	113	35	5

Group "B" Arrests	Arrests	
	Adult	Juvenile
Bad Checks	0	0
Curfew/Loitering/Vagrancy Violations	0	0
Disorderly Conduct	0	0
DUI	41	1
Drunkenness	0	0
Family Offenses, Nonviolent	0	0
Liquor Law Violations	5	0
Peeping Tom	0	0
Trespass of Real Property	1	0
All Other Offenses	98	2
Total Group "B"	145	3

Agency 2019 Crime Report

Valley County Total

Population: 11,260
County: Valley

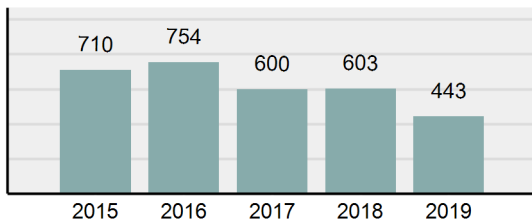
Offense Overview

- Offense Total 443
- % change from 2018 -26.53%
- # of cleared offenses 176
- Percent Cleared 39.73%
- Group "A" Crime Rate per 100,000 population 3,934.28
- Summary based reporting crime rate per 100,000 populated is calculated for other state crime comparisons only. 1,323.27

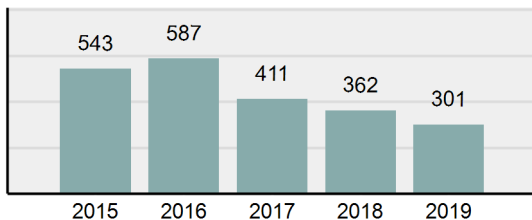
Arrest Overview

- Arrest Total 301
- % change from 2018 -16.85%
- Adult Arrest total 291
- Juvenile Arrest total 10
- Arrest Rate per 100,000 population 2,673.18

Total Offenses - 5 year trend



Total Arrests - 5 year trend



Group "A" Offenses	Offenses		Arrests	
	# Reported	# Cleared	Adult	Juvenile
Murder	0	0	0	0
Negligent Manslaughter	0	0	0	0
Rape	8	2	1	0
Sodomy	0	0	0	0
Sexual Assault w/Obj	1	1	0	0
Fondling	4	2	0	0
Aggravated Assault	27	21	10	0
Simple Assault	63	38	11	0
Intimidation	8	3	0	0
Kidnapping	0	0	0	0
Incest	0	0	0	0
Statutory Rape	0	0	0	0
Human Trafficking, Commercial Sex Acts	0	0	0	0
Human Trafficking, Involuntary Servitude	0	0	0	0
Robbery	0	0	0	0
Burglary/Breaking and Entering	39	7	2	0
Larceny/Theft Offenses	68	15	2	0
Motor Vehicle Theft	7	1	1	0
Arson	0	0	0	0
Destruction Of Property	44	11	5	1
Counterfeiting/Forgery	3	0	0	0
Fraud Offenses	69	2	1	0
Embezzlement	0	0	0	0
Extortion/Blackmail	0	0	0	0
Bribery	0	0	0	0
Stolen Property Offenses	2	0	0	0
Drug/Narcotic Violations	50	38	23	3
Drug Equipment Violations	42	29	5	1
Gambling Offenses	0	0	0	0
Pornography/Obscene Material	0	0	0	0
Prostitution Offenses	0	0	0	0
Weapons Law Violations	7	6	1	1
Animal Cruelty	1	0	0	0
Total Group "A"	443	176	62	6

Group "B" Arrests	Arrests	
	Adult	Juvenile
Bad Checks	0	0
Curfew/Loitering/Vagrancy Violations	0	0
Disorderly Conduct	0	0
DUI	89	1
Drunkenness	0	0
Family Offenses, Nonviolent	0	0
Liquor Law Violations	6	0
Peeping Tom	0	0
Trespass of Real Property	4	0
All Other Offenses	130	3
Total Group "B"	229	4