



# Statewide Arrest



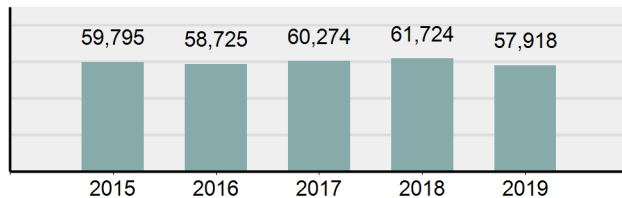
**Stanley, ID**  
Submitted by Sara Breckon

# Idaho Arrests in 2019

## Statewide Arrests

Total Arrests	
Reported Arrests	57,918
Changes from 2018	-6.17%
Rate per 100,000*	3,248.58

**Total Arrests - 5 Year Trend**

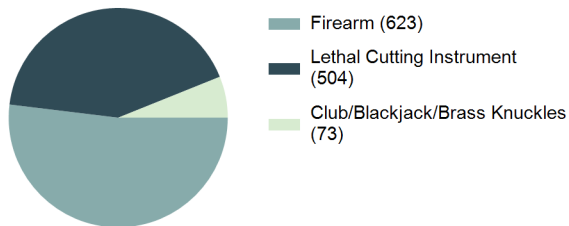


The term "arrest" is defined as a physical arrest, citation or served summons. This data represents the number of persons arrested, not on charges lodged; therefore, each reporting jurisdiction submits one set of arrest data for each person per single apprehension. One set of arrest data will clear single or multiple offenses in the same incident and/or multiple incidents. Arrests on warrants issued by another jurisdiction are reported by the originating agency, not the arresting agency.

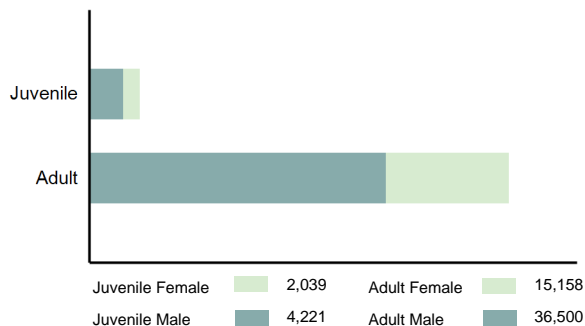
All persons arrested for the commission of a Group "A" or Group "B" crime are included in this count. Group "B" crime, which is only reported on the arrest level, encompasses offenses which are not under the Group "A" category. Excluded from this count are any traffic related arrests, with the exception of DUI, Hit and Run (of a person), and Vehicular Manslaughter.

Type Of Arrests	
On-View (without warrant)	23,732
Summoned/Cited	17,169
Taken into Custody (based on a warrant)	17,017

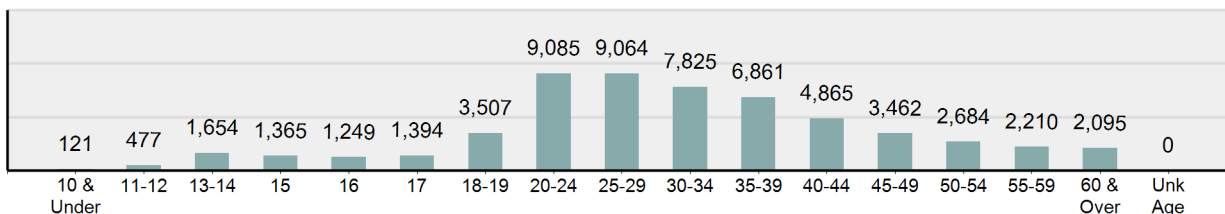
**Weapons In Arrestees Possession**



**Arrest Types**



**Total Arrests by Age in 2019**



\*Population Base: 1,782,870

# Idaho Arrests in 2019

## Group "A" Arrests

Group "A" Arrests	2019 Reporting	% Adult Arrests	% Juvenile Arrests	Rate per 100,000 population *	2018 Reporting	Percent Change
Murder	16	81.25%	18.75%	1	17	-5.88%
Negligent Manslaughter	1	100.00%	0.00%	0	1	0.00%
Forcible Sex Offenses:						
Rape	111	78.38%	21.62%	6	112	-0.89%
Sodomy	15	33.33%	66.67%	1	18	-16.67%
Sexual Assault w/Obj	34	73.53%	26.47%	2	21	61.90%
Fondling	218	63.30%	36.70%	12	200	9.00%
Aggravated Assault	1,521	91.39%	8.61%	85	1,433	6.14%
Simple Assault	3,916	81.49%	18.51%	220	4,696	-16.61%
Intimidation	332	79.82%	20.18%	19	321	3.43%
Kidnapping	54	94.44%	5.56%	3	62	-12.90%
NonForcible Sex Offenses:						
Incest	5	80.00%	20.00%	0	8	-37.50%
Statutory Rape	23	82.61%	17.39%	1	26	-11.54%
Human Trafficking, Commercial Sex Acts	0	0.00%	0.00%	0	0	0.00%
Human Trafficking, Involuntary Servitude	0	0.00%	0.00%	0	0	0.00%
<b>Crimes Against Persons Total</b>	<b>6,246</b>	<b>83.08%</b>	<b>16.92%</b>	<b>350.33</b>	<b>6,915</b>	<b>-9.67%</b>
Robbery	74	82.43%	17.57%	4	103	-28.16%
Burglary/Breaking and Entering	693	81.10%	18.90%	39	862	-19.61%
Larceny/Theft Offenses	3,699	80.62%	19.38%	207	4,179	-11.49%
Motor Vehicle Theft	186	72.04%	27.96%	10	186	0.00%
Arson	51	23.53%	76.47%	3	57	-10.53%
Destruction Of Property	783	64.50%	35.50%	44	835	-6.23%
Counterfeiting/Forgery	88	96.59%	3.41%	5	116	-24.14%
Fraud Offenses	284	89.08%	10.92%	16	320	-11.25%
Embezzlement	32	81.25%	18.75%	2	43	-25.58%
Extortion/Blackmail	3	100.00%	0.00%	0	5	-40.00%
Bribery	0	0.00%	0.00%	0	0	0.00%
Stolen Property Offenses	159	91.19%	8.81%	9	223	-28.70%
<b>Crimes Against Property Total</b>	<b>6,052</b>	<b>78.78%</b>	<b>21.22%</b>	<b>339.45</b>	<b>6,929</b>	<b>-12.66%</b>
Drug/Narcotic Violations	10,812	91.14%	8.86%	606	11,451	-5.58%
Drug Equipment Violations	2,915	92.32%	7.68%	164	3,275	-10.99%
Gambling Offenses	0	0.00%	0.00%	0	0	0.00%
Pornography/Obscene Material	74	58.11%	41.89%	4	56	32.14%
Prostitution Offenses	13	100.00%	0.00%	1	11	18.18%
Weapons Law Violations	293	66.55%	33.45%	16	314	-6.69%
Animal Cruelty	6	83.33%	16.67%	0	1	500.00%
<b>Crime Against Society Total</b>	<b>14,113</b>	<b>90.7%</b>	<b>9.3%</b>	<b>791.59</b>	<b>15,108</b>	<b>-6.59%</b>
<b>Total Group "A" Arrests</b>	<b>26,411</b>	<b>86.17%</b>	<b>13.83%</b>	<b>1481.38</b>	<b>28,952</b>	<b>-8.78%</b>

## Group "B" Arrests

Group "B" Arrests	2019 Reporting	% Adult Arrests	% Juvenile Arrests	Rate per 100,000 population *	2018 Reporting	Percent Change
Bad Checks	41	100.00%	0.00%	2	37	10.81%
Curfew/Loitering/Vagrancy Violations	110	10.91%	89.09%	6	125	-12.00%
Disorderly Conduct	1,525	81.90%	18.10%	86	1,463	4.24%
DUI	8,084	98.99%	1.01%	453	7,930	1.94%
Drunkenness	314	97.77%	2.23%	18	279	12.54%
Family Offenses, Nonviolent	596	97.65%	2.35%	33	690	-13.62%
Liquor Law Violations	1,234	81.93%	18.07%	69	1,103	11.88%
Peeping Tom	12	100.00%	0.00%	1	1	1100.00%
Trespass of Real Property	709	88.15%	11.85%	40	858	-17.37%
All Other Offenses	18,882	90.35%	9.65%	1,059	20,286	-6.92%
<b>Total Group "B" Arrests</b>	<b>31,507</b>	<b>91.73%</b>	<b>8.27%</b>	<b>1767.21</b>	<b>32,772</b>	<b>-3.86%</b>

# Idaho Arrests in 2019

## Weapons in Possession of Arrestees

Offense	Handgun	Club/ Blackjack/ Brass Knuckles	Firearm	Rifle	Shotgun	Lethal Cutting Instrument	Total
Murder	1	1	0	0	0	0	2
Sexual Assault w/Obj	1	0	0	0	0	0	1
Fondling	0	0	1	0	0	0	1
Aggravated Assault	46	20	11	5	10	78	170
Simple Assault	10	3	1	0	1	21	36
Intimidation	4	0	3	0	0	7	14
Kidnapping	0	0	0	0	0	1	1
Robbery	4	0	4	0	0	5	13
Burglary/B&E	5	0	2	0	1	10	18
Larceny/Theft Offenses	8	1	1	1	1	34	46
Motor Vehicle Theft	1	0	1	0	0	2	4
Destruction Of Property	2	5	0	0	0	9	16
Counterfeiting/Forgery	1	0	0	1	1	1	4
Fraud Offenses	0	0	1	0	0	0	1
Stolen Property Offenses	4	0	2	0	0	2	8
Drug/Narcotic Violations	131	19	22	17	8	121	318
Drug Equipment Violations	11	3	5	2	8	34	63
Weapons Law Violations	63	5	22	15	3	36	144
Disorderly Conduct	6	2	1	1	3	10	23
DUI	80	2	14	6	14	35	151
Drunkenness	0	1	0	0	0	4	5
Liquor Law Violations	7	0	1	0	2	4	14
Trespass of Real Property	2	1	0	0	1	3	7
All Other Offenses	27	10	7	2	7	87	140
<b>Total</b>	<b>414</b>	<b>73</b>	<b>99</b>	<b>50</b>	<b>60</b>	<b>504</b>	<b>1,200</b>

## Jurisdictional Residency of Arrestees

This information identifies if arrestee resides within the locality where the crime was committed.

Offense Against	Resident	Nonresident	Unknown
Person	4,985	1,114	147
Property	3,885	2,001	166
Society	8,087	5,395	631
Group B	20,537	10,048	922
<b>Total</b>	<b>37,494</b>	<b>18,558</b>	<b>1,866</b>
<b>Percentage of Total Arrests</b>	<b>64.74%</b>	<b>32.04%</b>	<b>3.22%</b>

# Idaho Arrests in 2019

## Arrestees By Race & Ethnicity

Offense	White	Black / African American	American Indian / Alaska Native	Asian	Unk	Hispanic / Latino	Not Hispanic / Latino	Unk
Murder	13	2	0	0	1	2	10	4
Negligent Manslaughter	1	0	0	0	0	1	0	0
Rape	92	11	1	0	7	11	93	7
Sodomy	7	2	0	0	6	2	7	6
Sexual Assault w/Obj	31	2	0	0	1	4	28	2
Fondling	188	7	3	1	19	31	162	25
Aggravated Assault	1,338	63	29	20	71	264	1,152	105
Simple Assault	3,372	139	114	49	242	511	3,102	303
Intimidation	282	16	7	5	22	44	267	21
Kidnapping	46	2	2	2	2	12	40	2
Incest	4	0	0	0	1	0	4	1
Statutory Rape	20	1	0	0	2	2	19	2
Human Trafficking, Commercial Sex Acts	0	0	0	0	0	0	0	0
Human Trafficking, Involuntary Servitude	0	0	0	0	0	0	0	0
Robbery	63	8	3	0	0	14	60	0
Burglary/Breaking and Entering	592	24	30	4	43	63	578	52
Larceny/Theft Offenses	3,105	127	147	19	301	394	2,978	327
Motor Vehicle Theft	146	13	10	3	14	20	152	14
Arson	46	0	1	1	3	2	44	5
Destruction Of Property	656	28	15	3	81	112	591	80
Counterfeiting/Forgery	74	8	1	0	5	7	76	5
Fraud Offenses	251	17	2	3	11	31	240	13
Embezzlement	24	4	0	1	3	1	28	3
Extortion/Blackmail	3	0	0	0	0	0	3	0
Bribery	0	0	0	0	0	0	0	0
Stolen Property Offenses	131	9	4	0	15	19	126	14
Drug/Narcotic Violations	8,709	339	162	58	1,544	1,363	7,663	1,786
Drug Equipment Violations	2,444	77	49	11	334	388	2,159	368
Gambling Offenses	0	0	0	0	0	0	0	0
Pornography/Obscene Material	71	0	0	0	3	17	45	12
Prostitution Offenses	6	0	0	7	0	3	10	0
Weapons Law Violations	247	8	3	0	35	44	215	34
Animal Cruelty	6	0	0	0	0	0	6	0
Bad Checks	36	1	2	0	2	4	35	2
Curfew/Loitering/Vagrancy Violations	96	5	2	0	7	8	95	7
Disorderly Conduct	1,329	54	41	4	97	212	1,193	120
DUI	6,624	138	157	58	1,107	1,074	5,718	1,292
Drunkenness	211	9	78	3	13	40	262	12
Family Offenses, Nonviolent	546	14	9	7	20	111	449	36
Liquor Law Violations	932	28	39	11	224	143	850	241
Peeping Tom	12	0	0	0	0	3	9	0
Trespass of Real Property	599	41	18	7	44	58	602	49
All Other Offenses	16,342	580	647	135	1,178	2,339	15,098	1,445
<b>Total</b>	<b>48,695</b>	<b>1,777</b>	<b>1,576</b>	<b>412</b>	<b>5,458</b>	<b>7,354</b>	<b>44,169</b>	<b>6,395</b>

# Idaho Arrests in 2019

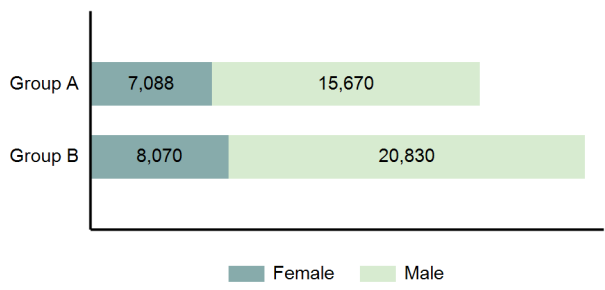
## Adult Arrests

### Adult Arrests by Gender

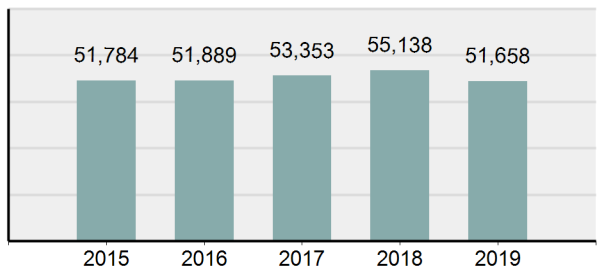
Offense Description	Male	Female
Murder	12	1
Negligent Manslaughter	1	0
Rape	86	1
Sodomy	5	0
Sexual Assault w/Obj	24	1
Fondling	134	4
Aggravated Assault	1,149	241
Simple Assault	2,228	963
Intimidation	244	21
Kidnapping	44	7
Incest	4	0
Statutory Rape	18	1
Human Trafficking	0	0
Robbery	54	7
Burglary/Breaking and Entering	417	145
Larceny/Theft Offenses	1,594	1,388
Motor Vehicle Theft	104	30
Arson	10	2
Destruction Of Property	407	98
Counterfeiting/Forgery	52	33
Fraud Offenses	140	113
Embezzlement	13	13
Extortion/Blackmail	1	2
Bribery	0	0
Stolen Property Offenses	102	43
Drug/Narcotic Violations	6,819	3,035
Drug Equipment Violations	1,781	910
Gambling Offenses	0	0
Pornography/Obscene Material	42	1
Prostitution Offenses	5	8
Weapons Law Violations	177	18
Animal Cruelty	3	2
Bad Checks	16	25
Curfew/Loitering/Vagrancy Violations	11	1
Disorderly Conduct	946	303
DUI	5,859	2,143
Drunkenness	243	64
Family Offenses, Nonviolent	377	205
Liquor Law Violations	739	272
Peeping Tom	8	4
Trespass of Real Property	470	155
All Other Offenses	12,161	4,898
<b>Total</b>	<b>36,500</b>	<b>15,158</b>

Total Adult Arrests	
Reported Adult Arrests	51,658
Change from 2018	-6.31%

### Adult Arrests by Category



### Total Adult Arrests 5 Year Trend



# Idaho Arrests in 2019

## Adult Arrests By Age

Offense	18-19	20-24	25-29	30-34	35-39	40-44	45-49	50-54	55-59	60 & Over	Total
Murder	1	1	1	2	3	1	1	0	2	1	13
Negligent Manslaughter	0	0	0	1	0	0	0	0	0	0	1
Rape	21	28	10	8	9	2	4	2	0	3	87
Sodomy	0	1	0	1	1	0	1	0	0	1	5
Sexual Assault w/Obj	4	3	4	5	2	1	3	1	2	0	25
Fondling	23	18	19	17	21	9	4	9	5	13	138
Aggravated Assault	60	206	237	247	195	147	97	75	60	66	1,390
Simple Assault	131	475	527	534	462	358	242	169	154	139	3,191
Intimidation	16	24	36	48	38	28	35	15	9	16	265
Kidnapping	2	12	9	11	5	3	2	2	5	0	51
Incest	0	2	0	1	0	0	0	1	0	0	4
Statutory Rape	3	9	1	2	2	2	0	0	0	0	19
Human Trafficking	0	0	0	0	0	0	0	0	0	0	0
Robbery	8	14	13	7	7	3	3	2	2	2	61
Burglary/Breaking and Entering	53	94	101	88	85	57	37	23	14	10	562
Larceny/Theft Offenses	288	491	481	478	378	282	197	139	137	111	2,982
Motor Vehicle Theft	9	23	30	27	18	9	8	3	6	1	134
Arson	0	0	4	2	0	1	2	0	2	1	12
Destruction Of Property	49	85	87	79	71	39	32	29	19	15	505
Counterfeiting/Forgery	3	6	14	21	18	9	9	2	1	2	85
Fraud Offenses	8	40	46	48	35	24	16	17	10	9	253
Embezzlement	2	10	3	2	3	1	2	2	1	0	26
Extortion/Blackmail	0	0	0	0	0	2	0	0	0	1	3
Bribery	0	0	0	0	0	0	0	0	0	0	0
Stolen Property Offenses	13	23	23	23	25	15	9	3	7	4	145
Drug/Narcotic Violations	950	2,027	1,811	1,389	1,224	804	560	425	361	303	9,854
Drug Equipment Violations	302	633	512	388	318	188	135	102	72	41	2,691
Gambling Offenses	0	0	0	0	0	0	0	0	0	0	0
Pornography/Obscene Material	6	8	6	3	6	2	3	2	1	6	43
Prostitution Offenses	0	0	1	2	0	2	2	2	4	0	13
Weapons Law Violations	15	40	34	30	30	19	11	6	3	7	195
Animal Cruelty	0	1	1	0	1	0	1	0	1	0	5
Bad Checks	2	3	4	4	2	5	16	1	4	0	41
Curfew/Loitering/Vagrancy Violations	7	2	0	0	0	1	1	0	1	0	12
Disorderly Conduct	67	188	194	172	176	108	88	99	74	83	1,249
DUI	282	1,256	1,360	1,083	997	785	628	518	485	608	8,002
Drunkenness	11	40	46	38	38	32	33	28	21	20	307
Family Offenses, Nonviolent	24	69	105	107	95	73	39	31	25	14	582
Liquor Law Violations	198	206	84	89	83	80	77	74	69	51	1,011
Peeping Tom	3	5	1	0	2	0	0	0	1	0	12
Trespass of Real Property	30	69	73	80	93	76	50	58	48	48	625
All Other Offenses	916	2,973	3,186	2,788	2,418	1,697	1,114	844	604	519	17,059
<b>Total</b>	<b>3,507</b>	<b>9,085</b>	<b>9,064</b>	<b>7,825</b>	<b>6,861</b>	<b>4,865</b>	<b>3,462</b>	<b>2,684</b>	<b>2,210</b>	<b>2,095</b>	<b>51,658</b>

# Idaho Arrests in 2019

## Juvenile Arrests

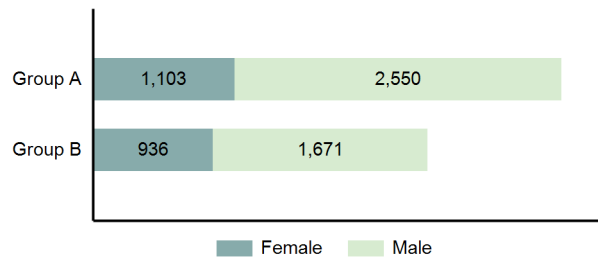
### Juvenile Arrests by Gender

Offense Description	Male	Female
Murder	3	0
Negligent Manslaughter	0	0
Rape	24	0
Sodomy	9	1
Sexual Assault w/Obj	9	0
Fondling	73	7
Aggravated Assault	97	34
Simple Assault	456	269
Intimidation	57	10
Kidnapping	3	0
Incest	1	0
Statutory Rape	4	0
Human Trafficking	0	0
Robbery	13	0
Burglary/Breaking and Entering	102	29
Larceny/Theft Offenses	451	266
Motor Vehicle Theft	34	18
Arson	30	9
Destruction Of Property	226	52
Counterfeiting/Forgery	2	1
Fraud Offenses	16	15
Embezzlement	4	2
Extortion/Blackmail	0	0
Bribery	0	0
Stolen Property Offenses	13	1
Drug/Narcotic Violations	670	288
Drug Equipment Violations	143	81
Gambling Offenses	0	0
Pornography/Obscene Material	20	11
Prostitution Offenses	0	0
Weapons Law Violations	89	9
Animal Cruelty	1	0
Bad Checks	0	0
Curfew/Loitering/Vagrancy Violations	59	39
Disorderly Conduct	197	79
DUI	58	24
Drunkenness	1	6
Family Offenses, Nonviolent	8	6
Liquor Law Violations	124	99
Peeping Tom	0	0
Trespass of Real Property	65	19
All Other Offenses	1,159	664
<b>Total</b>	<b>4,221</b>	<b>2,039</b>

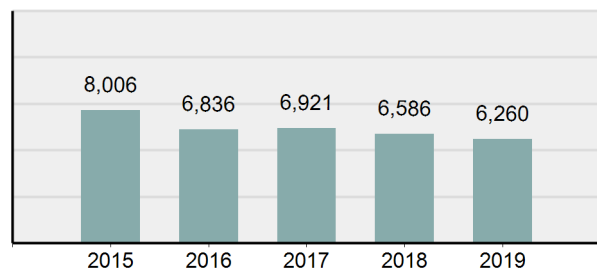
Total Juvenile Arrests	
Reported Juvenile Arrests	6,260
Change from 2018	-4.95%

Under the UCR guidelines, a juvenile is counted as "arrested" when the circumstances are such that if the juvenile were an adult, an arrest would have been reported. Any situation involving a juvenile, in lieu of an actual arrest, is summoned, cited, or notified to appear before a juvenile court or similar authority for a violation of the law, is reported as an arrest.

### Juvenile Arrests by Category



### Total Juvenile Arrests 5 Year Trend





## Idaho Arrests in 2019

### Juvenile Arrests By Age

Offense	10 & Under	11-12	13-14	15	16	17	Total
Murder	0	0	0	1	1	1	3
Negligent Manslaughter	0	0	0	0	0	0	0
Rape	1	1	4	4	5	9	24
Sodomy	1	2	5	2	0	0	10
Sexual Assault w/Obj	2	2	2	0	3	0	9
Fondling	1	9	34	9	10	17	80
Aggravated Assault	6	14	38	20	23	30	131
Simple Assault	21	117	244	138	108	97	725
Intimidation	0	6	22	21	9	9	67
Kidnapping	0	0	1	0	1	1	3
Incest	0	0	1	0	0	0	1
Statutory Rape	0	1	2	0	0	1	4
Human Trafficking	0	0	0	0	0	0	0
Robbery	0	0	3	8	1	1	13
Burglary/Breaking and Entering	1	13	36	40	29	12	131
Larceny/Theft Offenses	9	45	216	177	141	129	717
Motor Vehicle Theft	0	5	15	14	10	8	52
Arson	7	8	12	7	5	0	39
Destruction Of Property	23	41	88	50	42	34	278
Counterfeiting/Forgery	0	0	1	1	1	0	3
Fraud Offenses	0	2	8	5	6	10	31
Embezzlement	0	0	1	1	1	3	6
Extortion/Blackmail	0	0	0	0	0	0	0
Bribery	0	0	0	0	0	0	0
Stolen Property Offenses	0	0	7	2	2	3	14
Drug/Narcotic Violations	4	29	170	187	237	331	958
Drug Equipment Violations	1	5	35	38	69	76	224
Gambling Offenses	0	0	0	0	0	0	0
Pornography/Obscene Material	0	3	7	9	8	4	31
Prostitution Offenses	0	0	0	0	0	0	0
Weapons Law Violations	2	10	37	18	21	10	98
Animal Cruelty	0	0	1	0	0	0	1
Bad Checks	0	0	0	0	0	0	0
Curfew/Loitering/Vagrancy Violations	1	4	30	20	23	20	98
Disorderly Conduct	4	42	77	64	54	35	276
DUI	0	0	2	5	20	55	82
Drunkenness	0	0	2	2	1	2	7
Family Offenses, Nonviolent	1	1	2	1	4	5	14
Liquor Law Violations	0	5	49	39	53	77	223
Peeping Tom	0	0	0	0	0	0	0
Trespass of Real Property	4	6	24	13	20	17	84
All Other Offenses	32	106	478	469	341	397	1,823
<b>Total</b>	<b>121</b>	<b>477</b>	<b>1,654</b>	<b>1,365</b>	<b>1,249</b>	<b>1,394</b>	<b>6,260</b>

# Idaho Arrests in 2019

## Adult/Juvenile Arrests - 5 Year Trend

Offense	2015		2016		2017		2018		2019	
	Adult	Juvenile	Adult	Juvenile	Adult	Juvenile	Adult	Juvenile	Adult	Juvenile
Murder	19	0	28	0	19	0	15	2	13	3
Negligent Manslaughter	4	1	2	0	4	1	1	0	1	0
Rape	84	14	81	24	79	44	89	23	87	24
Sodomy	14	10	13	11	5	11	8	10	5	10
Sexual Assault w/Obj	11	2	15	5	8	12	8	13	25	9
Fondling	129	45	119	56	128	65	136	64	138	80
Aggravated Assault	1,203	132	1,254	109	1,288	122	1,306	127	1,390	131
Simple Assault	4,106	776	3,982	781	3,950	795	3,923	773	3,191	725
Intimidation	286	29	290	52	255	50	251	70	265	67
Kidnapping	54	4	52	3	51	0	59	3	51	3
Incest	2	1	3	2	4	1	8	0	4	1
Statutory Rape	32	5	28	4	18	2	25	1	19	4
Human Trafficking, Commercial Sex Acts	0	0	0	0	0	0	0	0	0	0
Human Trafficking, Involuntary Servitude	0	0	0	0	0	0	0	0	0	0
Robbery	102	8	80	12	55	21	82	21	61	13
Burglary/Breaking and Entering	771	256	748	188	719	216	702	160	562	131
Larceny/Theft Offenses	4,066	1,291	3,769	1,098	3,504	1,063	3,345	834	2,982	717
Motor Vehicle Theft	157	74	152	76	157	83	134	52	134	52
Arson	26	42	21	24	28	25	28	29	12	39
Destruction Of Property	628	387	579	321	601	305	563	272	505	278
Counterfeiting/Forgery	135	1	130	1	143	4	111	5	85	3
Fraud Offenses	251	32	258	37	274	35	290	30	253	31
Embezzlement	44	6	52	1	37	3	36	7	26	6
Extortion/Blackmail	4	1	11	1	3	0	4	1	3	0
Bribery	1	0	0	0	0	0	0	0	0	0
Stolen Property Offenses	245	58	231	38	210	22	207	16	145	14
Drug/Narcotic Violations	7,476	900	8,583	982	9,655	1,071	10,385	1,066	9,854	958
Drug Equipment Violations	2,433	356	2,673	336	2,829	383	2,963	312	2,691	224
Gambling Offenses	0	0	0	0	0	0	0	0	0	0
Pornography/Obscene Material	34	21	35	26	22	40	26	30	43	31
Prostitution Offenses	19	0	20	0	17	0	10	1	13	0
Weapons Law Violations	263	99	267	107	209	111	212	102	195	98
Animal Cruelty	0	0	0	0	1	0	1	0	5	1
Bad Checks	67	2	50	0	39	1	36	1	41	0
Curfew/Loitering/Vagrancy Violations	14	203	10	81	14	140	13	112	12	98
Disorderly Conduct	1,360	353	1,400	274	1,492	250	1,284	179	1,249	276
DUI	7,326	70	7,269	69	7,265	62	7,830	100	8,002	82
Drunkenness	247	50	243	31	207	26	257	22	307	7
Family Offenses, Nonviolent	917	57	814	58	589	20	682	8	582	14
Liquor Law Violations	1,609	613	1,135	410	976	224	868	235	1,011	223
Peeping Tom	3	0	4	0	1	0	1	0	12	0
Trespass of Real Property	680	88	821	68	813	91	775	83	625	84
All Other Offenses	16,962	2,019	16,667	1,550	17,684	1,622	18,464	1,822	17,059	1,823
<b>Total</b>	<b>51,784</b>	<b>8,006</b>	<b>51,889</b>	<b>6,836</b>	<b>53,353</b>	<b>6,921</b>	<b>55,138</b>	<b>6,586</b>	<b>51,658</b>	<b>6,260</b>
<b>Total Arrests</b>		<b>59,790</b>		<b>58,725</b>		<b>60,274</b>		<b>61,724</b>		<b>57,918</b>