

Agency 2020 Crime Report

SODA SPRINGS Police Department

Population: 3,020
County: Caribou

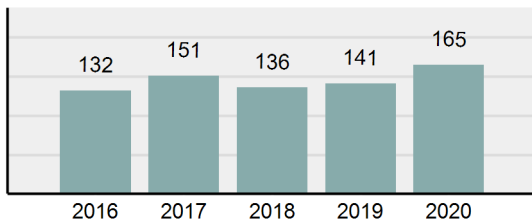
Offense Overview

- Offense Total 165
- % change from 2019 **17.02%**
- # of cleared offenses 142
- Percent Cleared 86.06%
- Group "A" Crime Rate per 100,000 population 5,463.58
- Summary based reporting crime rate per 100,000 populated is calculated for other state crime comparisons only. 662.25

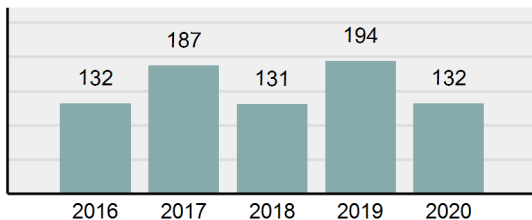
Arrest Overview

- Arrest Total 132
- % change from 2019 **-31.96%**
- Adult Arrest total 124
- Juvenile Arrest total 8
- Arrest Rate per 100,000 population 4,370.86

Total Offenses - 5 year trend



Total Arrests - 5 year trend



| Group "A" Offenses | Offenses | | Arrests | |
|--|------------|------------|------------|----------|
| | # Reported | # Cleared | Adult | Juvenile |
| Murder | 0 | 0 | 0 | 0 |
| Negligent Manslaughter | 0 | 0 | 0 | 0 |
| Rape | 1 | 0 | 0 | 0 |
| Sodomy | 0 | 0 | 0 | 0 |
| Sexual Assault w/Obj | 0 | 0 | 0 | 0 |
| Fondling | 1 | 0 | 0 | 0 |
| Aggravated Assault | 5 | 5 | 4 | 0 |
| Simple Assault | 13 | 11 | 9 | 1 |
| Intimidation | 0 | 0 | 0 | 0 |
| Kidnapping | 0 | 0 | 0 | 0 |
| Incest | 0 | 0 | 0 | 0 |
| Statutory Rape | 0 | 0 | 0 | 0 |
| Human Trafficking, Commercial Sex Acts | 0 | 0 | 0 | 0 |
| Human Trafficking, Involuntary Servitude | 0 | 0 | 0 | 0 |
| Robbery | 0 | 0 | 0 | 0 |
| Burglary/Breaking and Entering | 1 | 1 | 1 | 0 |
| Larceny/Theft Offenses | 13 | 8 | 5 | 2 |
| Motor Vehicle Theft | 0 | 0 | 0 | 0 |
| Arson | 0 | 0 | 0 | 0 |
| Destruction Of Property | 6 | 2 | 2 | 0 |
| Counterfeiting/Forgery | 0 | 0 | 0 | 0 |
| Fraud Offenses | 5 | 0 | 0 | 0 |
| Embezzlement | 0 | 0 | 1 | 0 |
| Extortion/Blackmail | 0 | 0 | 0 | 0 |
| Bribery | 0 | 0 | 0 | 0 |
| Stolen Property Offenses | 0 | 0 | 0 | 0 |
| Drug/Narcotic Violations | 67 | 63 | 68 | 4 |
| Drug Equipment Violations | 51 | 50 | 11 | 1 |
| Gambling Offenses | 0 | 0 | 0 | 0 |
| Pornography/Obscene Material | 0 | 0 | 0 | 0 |
| Prostitution Offenses | 0 | 0 | 0 | 0 |
| Weapons Law Violations | 2 | 2 | 1 | 0 |
| Animal Cruelty | 0 | 0 | 0 | 0 |
| Total Group "A" | 165 | 142 | 102 | 8 |

| Group "B" Arrests | Arrests | |
|--------------------------------------|-----------|----------|
| | Adult | Juvenile |
| Bad Checks | 0 | 0 |
| Curfew/Loitering/Vagrancy Violations | 0 | 0 |
| Disorderly Conduct | 1 | 0 |
| DUI | 13 | 0 |
| Drunkenness | 0 | 0 |
| Family Offenses, Nonviolent | 0 | 0 |
| Liquor Law Violations | 3 | 0 |
| Peeping Tom | 0 | 0 |
| Trespass of Real Property | 0 | 0 |
| All Other Offenses | 5 | 0 |
| Total Group "B" | 22 | 0 |

Agency 2020 Crime Report

CARIBOU County Sheriff's Office

Population: 4,209
County: Caribou

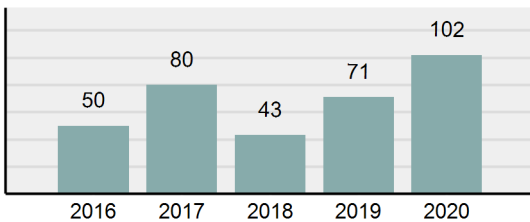
Offense Overview

- Offense Total 102
- % change from 2019 **43.66%**
- # of cleared offenses 73
- Percent Cleared 71.57%
- Group "A" Crime Rate per 100,000 population 2,423.38
- Summary based reporting crime rate per 100,000 populated is calculated for other state crime comparisons only. 522.69

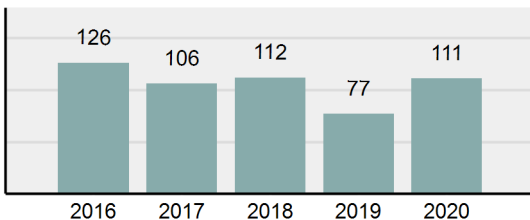
Arrest Overview

- Arrest Total 111
- % change from 2019 **44.16%**
- Adult Arrest total 100
- Juvenile Arrest total 11
- Arrest Rate per 100,000 population 2,637.21

Total Offenses - 5 year trend



Total Arrests - 5 year trend



| Group "A" Offenses | Offenses | | Arrests | |
|--|------------|-----------|-----------|----------|
| | # Reported | # Cleared | Adult | Juvenile |
| Murder | 0 | 0 | 0 | 0 |
| Negligent Manslaughter | 0 | 0 | 0 | 0 |
| Rape | 0 | 0 | 0 | 0 |
| Sodomy | 0 | 0 | 0 | 0 |
| Sexual Assault w/Obj | 0 | 0 | 0 | 0 |
| Fondling | 6 | 6 | 0 | 1 |
| Aggravated Assault | 6 | 6 | 3 | 1 |
| Simple Assault | 10 | 10 | 9 | 0 |
| Intimidation | 1 | 1 | 0 | 0 |
| Kidnapping | 0 | 0 | 0 | 0 |
| Incest | 0 | 0 | 0 | 0 |
| Statutory Rape | 0 | 0 | 0 | 0 |
| Human Trafficking, Commercial Sex Acts | 0 | 0 | 0 | 0 |
| Human Trafficking, Involuntary Servitude | 0 | 0 | 0 | 0 |
| Robbery | 0 | 0 | 0 | 0 |
| Burglary/Breaking and Entering | 3 | 1 | 1 | 0 |
| Larceny/Theft Offenses | 10 | 2 | 0 | 2 |
| Motor Vehicle Theft | 3 | 0 | 0 | 0 |
| Arson | 0 | 0 | 0 | 0 |
| Destruction Of Property | 14 | 1 | 1 | 0 |
| Counterfeiting/Forgery | 0 | 0 | 0 | 0 |
| Fraud Offenses | 3 | 0 | 0 | 0 |
| Embezzlement | 0 | 0 | 0 | 0 |
| Extortion/Blackmail | 0 | 0 | 0 | 0 |
| Bribery | 0 | 0 | 0 | 0 |
| Stolen Property Offenses | 0 | 0 | 0 | 0 |
| Drug/Narcotic Violations | 24 | 24 | 21 | 4 |
| Drug Equipment Violations | 21 | 21 | 4 | 0 |
| Gambling Offenses | 0 | 0 | 0 | 0 |
| Pornography/Obscene Material | 0 | 0 | 0 | 0 |
| Prostitution Offenses | 0 | 0 | 0 | 0 |
| Weapons Law Violations | 1 | 1 | 0 | 0 |
| Animal Cruelty | 0 | 0 | 0 | 0 |
| Total Group "A" | 102 | 73 | 39 | 8 |

| Group "B" Arrests | Arrests | |
|--------------------------------------|-----------|----------|
| | Adult | Juvenile |
| Bad Checks | 0 | 0 |
| Curfew/Loitering/Vagrancy Violations | 0 | 0 |
| Disorderly Conduct | 1 | 0 |
| DUI | 20 | 0 |
| Drunkenness | 0 | 0 |
| Family Offenses, Nonviolent | 1 | 0 |
| Liquor Law Violations | 3 | 0 |
| Peeping Tom | 0 | 0 |
| Trespass of Real Property | 2 | 0 |
| All Other Offenses | 34 | 3 |
| Total Group "B" | 61 | 3 |

Agency 2020 Crime Report

Caribou County Total

Population: 7,229
County: Caribou

Offense Overview

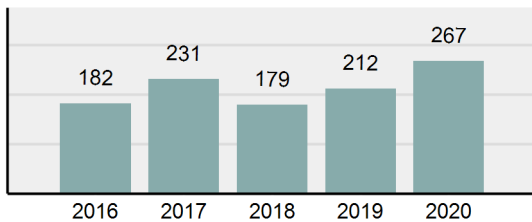
- Offense Total 267
- % change from 2019 **25.94%**
- # of cleared offenses 215
- Percent Cleared 80.52%
- Group "A" Crime Rate per 100,000 population 3,693.46
- Summary based reporting crime rate per 100,000 populated is calculated for other state crime comparisons only. 580.99

Arrest Overview

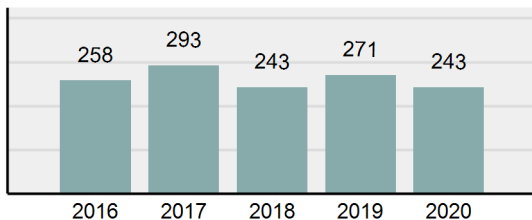
- Arrest Total 243
- % change from 2019 **-10.33%**
- Adult Arrest total 224
- Juvenile Arrest total 19
- Arrest Rate per 100,000 population 3,361.46

| Group "A" Offenses | Offenses | | Arrests | |
|--|------------|------------|------------|-----------|
| | # Reported | # Cleared | Adult | Juvenile |
| Murder | 0 | 0 | 0 | 0 |
| Negligent Manslaughter | 0 | 0 | 0 | 0 |
| Rape | 1 | 0 | 0 | 0 |
| Sodomy | 0 | 0 | 0 | 0 |
| Sexual Assault w/Obj | 0 | 0 | 0 | 0 |
| Fondling | 7 | 6 | 0 | 1 |
| Aggravated Assault | 11 | 11 | 7 | 1 |
| Simple Assault | 23 | 21 | 18 | 1 |
| Intimidation | 1 | 1 | 0 | 0 |
| Kidnapping | 0 | 0 | 0 | 0 |
| Incest | 0 | 0 | 0 | 0 |
| Statutory Rape | 0 | 0 | 0 | 0 |
| Human Trafficking, Commercial Sex Acts | 0 | 0 | 0 | 0 |
| Human Trafficking, Involuntary Servitude | 0 | 0 | 0 | 0 |
| Robbery | 0 | 0 | 0 | 0 |
| Burglary/Breaking and Entering | 4 | 2 | 2 | 0 |
| Larceny/Theft Offenses | 23 | 10 | 5 | 4 |
| Motor Vehicle Theft | 3 | 0 | 0 | 0 |
| Arson | 0 | 0 | 0 | 0 |
| Destruction Of Property | 20 | 3 | 3 | 0 |
| Counterfeiting/Forgery | 0 | 0 | 0 | 0 |
| Fraud Offenses | 8 | 0 | 0 | 0 |
| Embezzlement | 0 | 0 | 1 | 0 |
| Extortion/Blackmail | 0 | 0 | 0 | 0 |
| Bribery | 0 | 0 | 0 | 0 |
| Stolen Property Offenses | 0 | 0 | 0 | 0 |
| Drug/Narcotic Violations | 91 | 87 | 89 | 8 |
| Drug Equipment Violations | 72 | 71 | 15 | 1 |
| Gambling Offenses | 0 | 0 | 0 | 0 |
| Pornography/Obscene Material | 0 | 0 | 0 | 0 |
| Prostitution Offenses | 0 | 0 | 0 | 0 |
| Weapons Law Violations | 3 | 3 | 1 | 0 |
| Animal Cruelty | 0 | 0 | 0 | 0 |
| Total Group "A" | 267 | 215 | 141 | 16 |

Total Offenses - 5 year trend



Total Arrests - 5 year trend



| Group "B" Arrests | Arrests | |
|--------------------------------------|-----------|----------|
| | Adult | Juvenile |
| Bad Checks | 0 | 0 |
| Curfew/Loitering/Vagrancy Violations | 0 | 0 |
| Disorderly Conduct | 2 | 0 |
| DUI | 33 | 0 |
| Drunkenness | 0 | 0 |
| Family Offenses, Nonviolent | 1 | 0 |
| Liquor Law Violations | 6 | 0 |
| Peeping Tom | 0 | 0 |
| Trespass of Real Property | 2 | 0 |
| All Other Offenses | 39 | 3 |
| Total Group "B" | 83 | 3 |