

Agency 2020 Crime Report

EMMETT Police Department

Population: 7,114
County: Gem

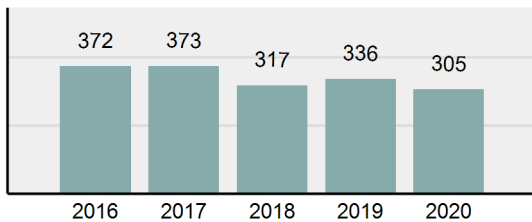
Offense Overview

- Offense Total 305
- % change from 2019 -9.23%
- # of cleared offenses 154
- Percent Cleared 50.49%
- Group "A" Crime Rate per 100,000 population 4,287.32
- Summary based reporting crime rate per 100,000 populated is calculated for other state crime comparisons only. 1,475.96

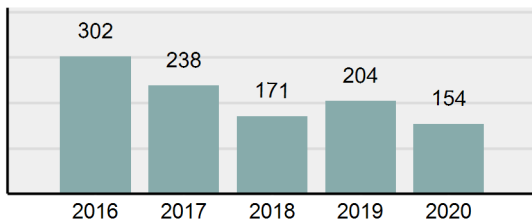
Arrest Overview

- Arrest Total 154
- % change from 2019 -24.51%
- Adult Arrest total 143
- Juvenile Arrest total 11
- Arrest Rate per 100,000 population 2,164.75

Total Offenses - 5 year trend



Total Arrests - 5 year trend



Group "A" Offenses	Offenses		Arrests	
	# Reported	# Cleared	Adult	Juvenile
Murder	0	0	0	0
Negligent Manslaughter	0	0	0	0
Rape	5	3	0	0
Sodomy	0	0	0	0
Sexual Assault w/Obj	0	0	0	0
Fondling	11	2	0	0
Aggravated Assault	29	24	10	1
Simple Assault	55	36	6	0
Intimidation	11	6	0	0
Kidnapping	0	0	0	0
Incest	0	0	0	0
Statutory Rape	0	0	0	0
Human Trafficking, Commercial Sex Acts	0	0	0	0
Human Trafficking, Involuntary Servitude	0	0	0	0
Robbery	0	0	0	0
Burglary/Breaking and Entering	11	4	0	0
Larceny/Theft Offenses	49	7	1	0
Motor Vehicle Theft	11	4	1	0
Arson	0	0	0	0
Destruction Of Property	29	8	0	0
Counterfeiting/Forgery	4	0	0	0
Fraud Offenses	9	1	0	0
Embezzlement	0	0	0	0
Extortion/Blackmail	2	1	0	0
Bribery	0	0	0	0
Stolen Property Offenses	0	0	0	0
Drug/Narcotic Violations	38	26	21	2
Drug Equipment Violations	36	30	10	0
Gambling Offenses	0	0	0	0
Pornography/Obscene Material	2	0	0	0
Prostitution Offenses	0	0	0	0
Weapons Law Violations	3	2	1	0
Animal Cruelty	0	0	0	0
Total Group "A"	305	154	50	3

Group "B" Arrests	Arrests	
	Adult	Juvenile
Bad Checks	0	0
Curfew/Loitering/Vagrancy Violations	0	0
Disorderly Conduct	3	0
DUI	20	0
Drunkenness	2	0
Family Offenses, Nonviolent	5	0
Liquor Law Violations	2	0
Peeping Tom	0	0
Trespass of Real Property	1	0
All Other Offenses	60	8
Total Group "B"	93	8

Agency 2020 Crime Report

GEM County Sheriff's Office

Population: 11,300
County: Gem

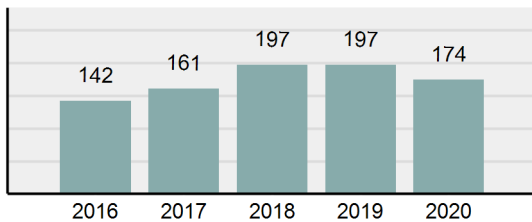
Offense Overview

- Offense Total 174
- % change from 2019 **-11.68%**
- # of cleared offenses 48
- Percent Cleared 27.59%
- Group "A" Crime Rate per 100,000 population 1,539.82
- Summary based reporting crime rate per 100,000 populated is calculated for other state crime comparisons only. 575.22

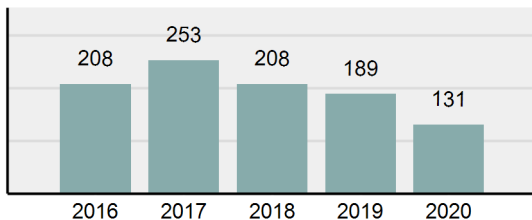
Arrest Overview

- Arrest Total 131
- % change from 2019 **-30.69%**
- Adult Arrest total 129
- Juvenile Arrest total 2
- Arrest Rate per 100,000 population 1,159.29

Total Offenses - 5 year trend



Total Arrests - 5 year trend



Group "A" Offenses	Offenses		Arrests	
	# Reported	# Cleared	Adult	Juvenile
Murder	0	0	0	0
Negligent Manslaughter	0	0	0	0
Rape	1	0	0	0
Sodomy	0	0	0	0
Sexual Assault w/Obj	0	0	0	0
Fondling	13	0	0	0
Aggravated Assault	13	3	2	0
Simple Assault	26	4	2	0
Intimidation	2	0	0	0
Kidnapping	1	0	0	0
Incest	0	0	0	0
Statutory Rape	1	0	0	0
Human Trafficking, Commercial Sex Acts	0	0	0	0
Human Trafficking, Involuntary Servitude	0	0	0	0
Robbery	0	0	0	0
Burglary/Breaking and Entering	22	2	1	0
Larceny/Theft Offenses	26	1	0	0
Motor Vehicle Theft	3	0	0	0
Arson	0	0	0	0
Destruction Of Property	2	0	0	0
Counterfeiting/Forgery	0	0	0	0
Fraud Offenses	0	0	0	0
Embezzlement	0	0	0	0
Extortion/Blackmail	0	0	0	0
Bribery	0	0	0	0
Stolen Property Offenses	1	0	0	0
Drug/Narcotic Violations	26	18	11	0
Drug Equipment Violations	29	20	4	0
Gambling Offenses	0	0	0	0
Pornography/Obscene Material	2	0	0	0
Prostitution Offenses	0	0	0	0
Weapons Law Violations	4	0	0	0
Animal Cruelty	2	0	0	0
Total Group "A"	174	48	20	0

Group "B" Arrests	Arrests	
	Adult	Juvenile
Bad Checks	0	0
Curfew/Loitering/Vagrancy Violations	0	0
Disorderly Conduct	1	0
DUI	23	0
Drunkenness	0	0
Family Offenses, Nonviolent	2	0
Liquor Law Violations	0	0
Peeping Tom	0	0
Trespass of Real Property	0	0
All Other Offenses	83	2
Total Group "B"	109	2

Agency 2020 Crime Report

Gem County Total

Population: 18,414
County: Gem

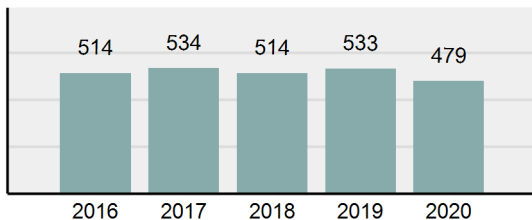
Offense Overview

- Offense Total 479
- % change from 2019 -10.13%
- # of cleared offenses 202
- Percent Cleared 42.17%
- Group "A" Crime Rate per 100,000 population 2,601.28
- Summary based reporting crime rate per 100,000 populated is calculated for other state crime comparisons only. 923.21

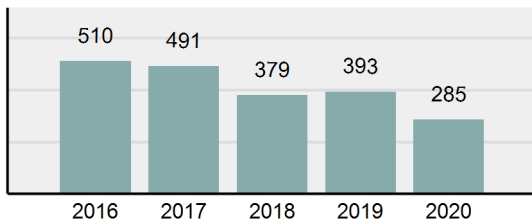
Arrest Overview

- Arrest Total 285
- % change from 2019 -27.48%
- Adult Arrest total 272
- Juvenile Arrest total 13
- Arrest Rate per 100,000 population 1,547.74

Total Offenses - 5 year trend



Total Arrests - 5 year trend



Group "A" Offenses	Offenses		Arrests	
	# Reported	# Cleared	Adult	Juvenile
Murder	0	0	0	0
Negligent Manslaughter	0	0	0	0
Rape	6	3	0	0
Sodomy	0	0	0	0
Sexual Assault w/Obj	0	0	0	0
Fondling	24	2	0	0
Aggravated Assault	42	27	12	1
Simple Assault	81	40	8	0
Intimidation	13	6	0	0
Kidnapping	1	0	0	0
Incest	0	0	0	0
Statutory Rape	1	0	0	0
Human Trafficking, Commercial Sex Acts	0	0	0	0
Human Trafficking, Involuntary Servitude	0	0	0	0
Robbery	0	0	0	0
Burglary/Breaking and Entering	33	6	1	0
Larceny/Theft Offenses	75	8	1	0
Motor Vehicle Theft	14	4	1	0
Arson	0	0	0	0
Destruction Of Property	31	8	0	0
Counterfeiting/Forgery	4	0	0	0
Fraud Offenses	9	1	0	0
Embezzlement	0	0	0	0
Extortion/Blackmail	2	1	0	0
Bribery	0	0	0	0
Stolen Property Offenses	1	0	0	0
Drug/Narcotic Violations	64	44	32	2
Drug Equipment Violations	65	50	14	0
Gambling Offenses	0	0	0	0
Pornography/Obscene Material	4	0	0	0
Prostitution Offenses	0	0	0	0
Weapons Law Violations	7	2	1	0
Animal Cruelty	2	0	0	0
Total Group "A"	479	202	70	3

Group "B" Arrests	Arrests	
	Adult	Juvenile
Bad Checks	0	0
Curfew/Loitering/Vagrancy Violations	0	0
Disorderly Conduct	4	0
DUI	43	0
Drunkenness	2	0
Family Offenses, Nonviolent	7	0
Liquor Law Violations	2	0
Peeping Tom	0	0
Trespass of Real Property	1	0
All Other Offenses	143	10
Total Group "B"	202	10