

Agency 2020 Crime Report

MCCALL Police Department

Population: 3,677
County: Valley

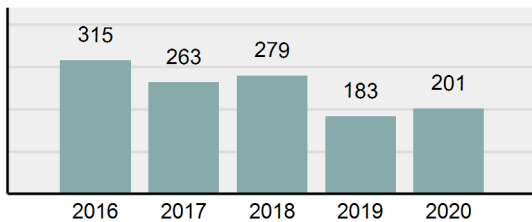
Offense Overview

- Offense Total 201
- % change from 2019 **9.84%**
- # of cleared offenses 65
- Percent Cleared 32.34%
- Group "A" Crime Rate per 100,000 population 5,466.41
- Summary based reporting crime rate per 100,000 populated is calculated for other state crime comparisons only. 1,822.14

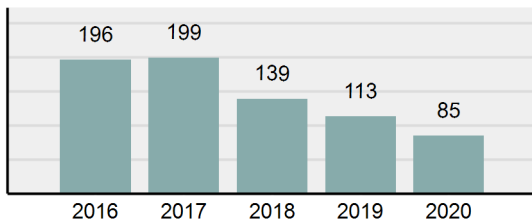
Arrest Overview

- Arrest Total 85
- % change from 2019 **-24.78%**
- Adult Arrest total 80
- Juvenile Arrest total 5
- Arrest Rate per 100,000 population 2,311.67

Total Offenses - 5 year trend



Total Arrests - 5 year trend



Group "A" Offenses	Offenses		Arrests	
	# Reported	# Cleared	Adult	Juvenile
Murder	0	0	0	0
Negligent Manslaughter	0	0	0	0
Rape	1	0	0	0
Sodomy	0	0	0	0
Sexual Assault w/Obj	0	0	0	0
Fondling	3	2	1	0
Aggravated Assault	8	6	3	0
Simple Assault	23	15	7	0
Intimidation	1	0	0	0
Kidnapping	1	0	0	0
Incest	0	0	0	0
Statutory Rape	1	1	0	0
Human Trafficking, Commercial Sex Acts	0	0	0	0
Human Trafficking, Involuntary Servitude	0	0	0	0
Robbery	1	0	0	0
Burglary/Breaking and Entering	6	2	0	0
Larceny/Theft Offenses	46	8	4	0
Motor Vehicle Theft	5	0	0	0
Arson	0	0	0	0
Destruction Of Property	26	9	4	0
Counterfeiting/Forgery	6	1	0	0
Fraud Offenses	31	0	0	0
Embezzlement	1	1	0	0
Extortion/Blackmail	1	0	0	0
Bribery	0	0	0	0
Stolen Property Offenses	1	0	0	0
Drug/Narcotic Violations	18	9	5	1
Drug Equipment Violations	17	8	2	0
Gambling Offenses	0	0	0	0
Pornography/Obscene Material	1	0	0	0
Prostitution Offenses	0	0	0	0
Weapons Law Violations	3	3	3	0
Animal Cruelty	0	0	0	0
Total Group "A"	201	65	29	1

Group "B" Arrests	Arrests	
	Adult	Juvenile
Bad Checks	0	0
Curfew/Loitering/Vagrancy Violations	0	0
Disorderly Conduct	0	0
DUI	34	1
Drunkenness	0	0
Family Offenses, Nonviolent	0	0
Liquor Law Violations	3	1
Peeping Tom	0	0
Trespass of Real Property	2	0
All Other Offenses	12	2
Total Group "B"	51	4

Agency 2020 Crime Report

VALLEY County Sheriff's Office

Population: 7,997
County: Valley

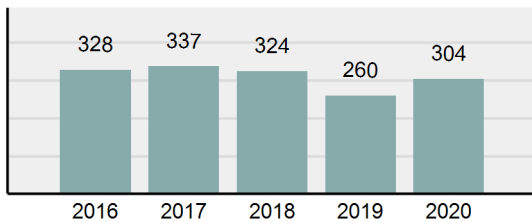
Offense Overview

- Offense Total 304
- % change from 2019 **16.92%**
- # of cleared offenses 122
- Percent Cleared 40.13%
- Group "A" Crime Rate per 100,000 population 3,801.43
- Summary based reporting crime rate per 100,000 populated is calculated for other state crime comparisons only. 1,062.90

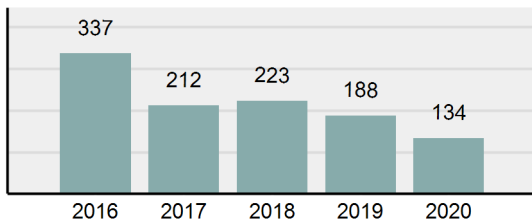
Arrest Overview

- Arrest Total 134
- % change from 2019 **-28.72%**
- Adult Arrest total 131
- Juvenile Arrest total 3
- Arrest Rate per 100,000 population 1,675.63

Total Offenses - 5 year trend



Total Arrests - 5 year trend



Group "A" Offenses	Offenses		Arrests	
	# Reported	# Cleared	Adult	Juvenile
Murder	0	0	0	0
Negligent Manslaughter	0	0	0	0
Rape	10	5	1	0
Sodomy	1	1	0	0
Sexual Assault w/Obj	0	0	0	0
Fondling	7	2	1	0
Aggravated Assault	8	7	5	0
Simple Assault	61	38	10	0
Intimidation	12	2	1	0
Kidnapping	0	0	0	0
Incest	0	0	0	0
Statutory Rape	0	0	0	0
Human Trafficking, Commercial Sex Acts	0	0	0	0
Human Trafficking, Involuntary Servitude	0	0	0	0
Robbery	0	0	0	0
Burglary/Breaking and Entering	21	5	4	0
Larceny/Theft Offenses	39	10	5	0
Motor Vehicle Theft	6	4	3	0
Arson	1	0	0	0
Destruction Of Property	29	3	1	0
Counterfeiting/Forgery	2	1	0	0
Fraud Offenses	53	5	0	0
Embezzlement	0	0	0	0
Extortion/Blackmail	1	0	0	0
Bribery	0	0	0	0
Stolen Property Offenses	2	1	0	0
Drug/Narcotic Violations	23	17	12	3
Drug Equipment Violations	21	17	2	0
Gambling Offenses	0	0	0	0
Pornography/Obscene Material	3	2	2	0
Prostitution Offenses	0	0	0	0
Weapons Law Violations	2	2	1	0
Animal Cruelty	2	0	0	0
Total Group "A"	304	122	48	3

Group "B" Arrests	Arrests	
	Adult	Juvenile
Bad Checks	0	0
Curfew/Loitering/Vagrancy Violations	0	0
Disorderly Conduct	0	0
DUI	39	0
Drunkenness	0	0
Family Offenses, Nonviolent	0	0
Liquor Law Violations	2	0
Peeping Tom	0	0
Trespass of Real Property	0	0
All Other Offenses	42	0
Total Group "B"	83	0

Agency 2020 Crime Report

Valley County Total

Population: 11,674
County: Valley

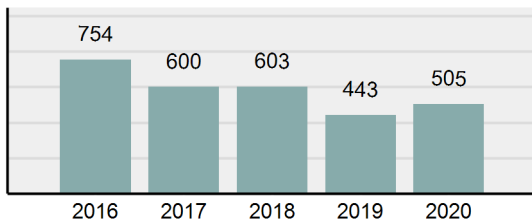
Offense Overview

- Offense Total 505
- % change from 2019 **14%**
- # of cleared offenses 187
- Percent Cleared 37.03%
- Group "A" Crime Rate per 100,000 population 4,325.85
- Summary based reporting crime rate per 100,000 populated is calculated for other state crime comparisons only. 1,302.04

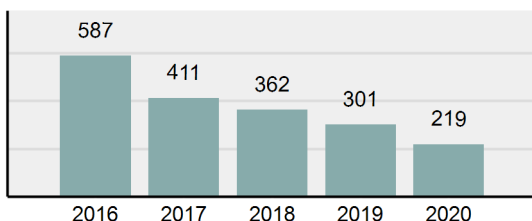
Arrest Overview

- Arrest Total 219
- % change from 2019 **-27.24%**
- Adult Arrest total 211
- Juvenile Arrest total 8
- Arrest Rate per 100,000 population 1,875.96

Total Offenses - 5 year trend



Total Arrests - 5 year trend



Group "A" Offenses	Offenses		Arrests	
	# Reported	# Cleared	Adult	Juvenile
Murder	0	0	0	0
Negligent Manslaughter	0	0	0	0
Rape	11	5	1	0
Sodomy	1	1	0	0
Sexual Assault w/Obj	0	0	0	0
Fondling	10	4	2	0
Aggravated Assault	16	13	8	0
Simple Assault	84	53	17	0
Intimidation	13	2	1	0
Kidnapping	1	0	0	0
Incest	0	0	0	0
Statutory Rape	1	1	0	0
Human Trafficking, Commercial Sex Acts	0	0	0	0
Human Trafficking, Involuntary Servitude	0	0	0	0
Robbery	1	0	0	0
Burglary/Breaking and Entering	27	7	4	0
Larceny/Theft Offenses	85	18	9	0
Motor Vehicle Theft	11	4	3	0
Arson	1	0	0	0
Destruction Of Property	55	12	5	0
Counterfeiting/Forgery	8	2	0	0
Fraud Offenses	84	5	0	0
Embezzlement	1	1	0	0
Extortion/Blackmail	2	0	0	0
Bribery	0	0	0	0
Stolen Property Offenses	3	1	0	0
Drug/Narcotic Violations	41	26	17	4
Drug Equipment Violations	38	25	4	0
Gambling Offenses	0	0	0	0
Pornography/Obscene Material	4	2	2	0
Prostitution Offenses	0	0	0	0
Weapons Law Violations	5	5	4	0
Animal Cruelty	2	0	0	0
Total Group "A"	505	187	77	4

Group "B" Arrests	Arrests	
	Adult	Juvenile
Bad Checks	0	0
Curfew/Loitering/Vagrancy Violations	0	0
Disorderly Conduct	0	0
DUI	73	1
Drunkenness	0	0
Family Offenses, Nonviolent	0	0
Liquor Law Violations	5	1
Peeping Tom	0	0
Trespass of Real Property	2	0
All Other Offenses	54	2
Total Group "B"	134	4