

Agency 2020 Crime Report

ABERDEEN Police Department

Population: 1,975
County: Bingham

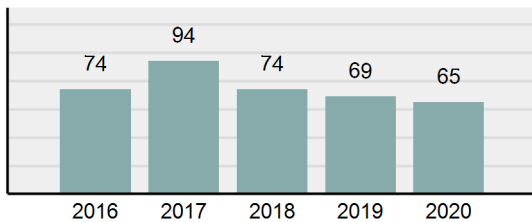
Offense Overview

- Offense Total 65
- % change from 2019 -5.8%
- # of cleared offenses 37
- Percent Cleared 56.92%
- Group "A" Crime Rate per 100,000 population 3,291.14
- Summary based reporting crime rate per 100,000 populated is calculated for other state crime comparisons only. 1,316.46

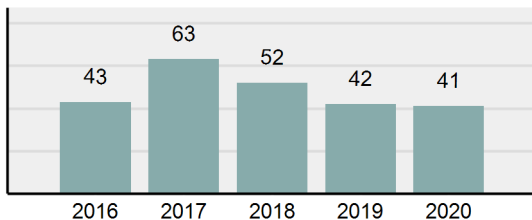
Arrest Overview

- Arrest Total 41
- % change from 2019 -2.38%
- Adult Arrest total 34
- Juvenile Arrest total 7
- Arrest Rate per 100,000 population 2,075.95

Total Offenses - 5 year trend



Total Arrests - 5 year trend



Group "A" Offenses	Offenses		Arrests	
	# Reported	# Cleared	Adult	Juvenile
Murder	0	0	0	0
Negligent Manslaughter	0	0	0	0
Rape	0	0	0	0
Sodomy	0	0	0	0
Sexual Assault w/Obj	0	0	0	0
Fondling	0	0	0	0
Aggravated Assault	5	3	3	0
Simple Assault	14	14	5	0
Intimidation	3	3	1	0
Kidnapping	0	0	0	0
Incest	0	0	0	0
Statutory Rape	0	0	0	0
Human Trafficking, Commercial Sex Acts	0	0	0	0
Human Trafficking, Involuntary Servitude	0	0	0	0
Robbery	0	0	0	0
Burglary/Breaking and Entering	7	1	1	0
Larceny/Theft Offenses	11	4	1	0
Motor Vehicle Theft	3	1	1	0
Arson	0	0	0	0
Destruction Of Property	10	4	2	5
Counterfeiting/Forgery	0	0	0	0
Fraud Offenses	8	4	0	0
Embezzlement	0	0	0	0
Extortion/Blackmail	0	0	0	0
Bribery	0	0	0	0
Stolen Property Offenses	0	0	0	0
Drug/Narcotic Violations	0	0	0	0
Drug Equipment Violations	2	2	0	0
Gambling Offenses	0	0	0	0
Pornography/Obscene Material	1	1	0	0
Prostitution Offenses	0	0	0	0
Weapons Law Violations	1	0	0	0
Animal Cruelty	0	0	0	0
Total Group "A"	65	37	14	5

Group "B" Arrests	Arrests	
	Adult	Juvenile
Bad Checks	1	0
Curfew/Loitering/Vagrancy Violations	0	0
Disorderly Conduct	1	0
DUI	6	0
Drunkenness	0	0
Family Offenses, Nonviolent	0	0
Liquor Law Violations	2	0
Peeping Tom	0	0
Trespass of Real Property	2	0
All Other Offenses	8	2
Total Group "B"	20	2

Agency 2020 Crime Report

BLACKFOOT Police Department

Population: 12,036
County: Bingham

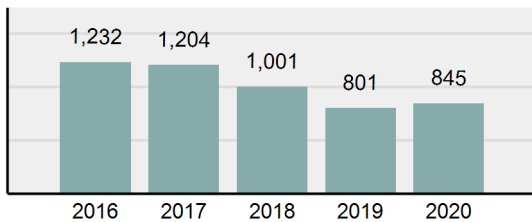
Offense Overview

- Offense Total 845
- % change from 2019 **5.49%**
- # of cleared offenses 417
- Percent Cleared 49.35%
- Group "A" Crime Rate per 100,000 population 7,020.60
- Summary based reporting crime rate per 100,000 populated is calculated for other state crime comparisons only. 2,625.46

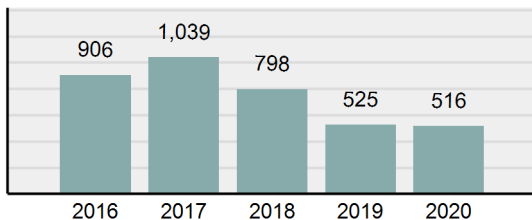
Arrest Overview

- Arrest Total 516
- % change from 2019 **-1.71%**
- Adult Arrest total 417
- Juvenile Arrest total 99
- Arrest Rate per 100,000 population 4,287.14

Total Offenses - 5 year trend



Total Arrests - 5 year trend



Group "A" Offenses	Offenses		Arrests	
	# Reported	# Cleared	Adult	Juvenile
Murder	0	0	0	0
Negligent Manslaughter	2	2	1	0
Rape	12	7	2	0
Sodomy	0	0	0	0
Sexual Assault w/Obj	0	0	0	0
Fondling	19	8	1	2
Aggravated Assault	27	25	12	0
Simple Assault	140	88	30	5
Intimidation	16	12	8	0
Kidnapping	2	2	2	0
Incest	0	0	0	0
Statutory Rape	0	0	0	0
Human Trafficking, Commercial Sex Acts	0	0	0	0
Human Trafficking, Involuntary Servitude	0	0	0	0
Robbery	2	1	1	0
Burglary/Breaking and Entering	44	17	14	8
Larceny/Theft Offenses	207	70	42	37
Motor Vehicle Theft	21	9	4	0
Arson	3	3	1	0
Destruction Of Property	112	22	8	5
Counterfeiting/Forgery	3	1	0	0
Fraud Offenses	42	14	1	0
Embezzlement	1	1	0	0
Extortion/Blackmail	0	0	0	0
Bribery	0	0	0	0
Stolen Property Offenses	8	4	2	0
Drug/Narcotic Violations	91	68	64	4
Drug Equipment Violations	87	60	12	2
Gambling Offenses	0	0	0	0
Pornography/Obscene Material	5	2	1	1
Prostitution Offenses	0	0	0	0
Weapons Law Violations	1	1	0	0
Animal Cruelty	0	0	0	0
Total Group "A"	845	417	206	64

Group "B" Arrests	Arrests	
	Adult	Juvenile
Bad Checks	0	0
Curfew/Loitering/Vagrancy Violations	0	0
Disorderly Conduct	45	8
DUI	47	1
Drunkenness	0	0
Family Offenses, Nonviolent	0	0
Liquor Law Violations	6	1
Peeping Tom	0	0
Trespass of Real Property	5	1
All Other Offenses	108	24
Total Group "B"	211	35

Agency 2020 Crime Report

SHELLEY Police Department

Population: 4,470
County: Bingham

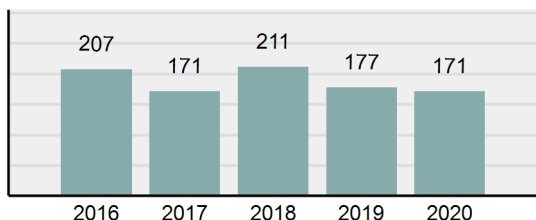
Offense Overview

- Offense Total 171
- % change from 2019 -3.39%
- # of cleared offenses 62
- Percent Cleared 36.26%
- Group "A" Crime Rate per 100,000 population 3,825.50
- Summary based reporting crime rate per 100,000 populated is calculated for other state crime comparisons only. 1,409.40

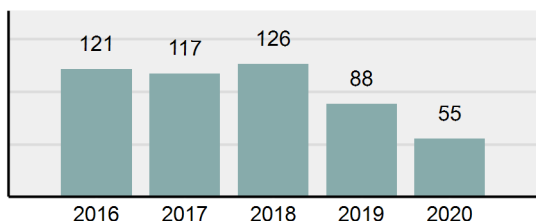
Arrest Overview

- Arrest Total 55
- % change from 2019 -37.5%
- Adult Arrest total 41
- Juvenile Arrest total 14
- Arrest Rate per 100,000 population 1,230.43

Total Offenses - 5 year trend



Total Arrests - 5 year trend



Group "A" Offenses	Offenses		Arrests	
	# Reported	# Cleared	Adult	Juvenile
Murder	0	0	0	0
Negligent Manslaughter	0	0	0	0
Rape	1	1	0	0
Sodomy	0	0	0	0
Sexual Assault w/Obj	0	0	0	0
Fondling	7	4	2	1
Aggravated Assault	5	5	2	0
Simple Assault	37	23	8	0
Intimidation	8	0	0	0
Kidnapping	1	1	1	0
Incest	0	0	0	0
Statutory Rape	0	0	0	0
Human Trafficking, Commercial Sex Acts	0	0	0	0
Human Trafficking, Involuntary Servitude	0	0	0	0
Robbery	0	0	0	0
Burglary/Breaking and Entering	12	2	0	0
Larceny/Theft Offenses	42	4	2	0
Motor Vehicle Theft	3	1	0	0
Arson	0	0	0	0
Destruction Of Property	27	4	1	0
Counterfeiting/Forgery	0	0	0	0
Fraud Offenses	5	1	0	0
Embezzlement	0	0	0	0
Extortion/Blackmail	0	0	0	0
Bribery	0	0	0	0
Stolen Property Offenses	1	0	0	0
Drug/Narcotic Violations	9	7	4	4
Drug Equipment Violations	11	9	2	4
Gambling Offenses	0	0	0	0
Pornography/Obscene Material	1	0	0	0
Prostitution Offenses	0	0	0	0
Weapons Law Violations	1	0	0	0
Animal Cruelty	0	0	0	0
Total Group "A"	171	62	22	9

Group "B" Arrests	Arrests	
	Adult	Juvenile
Bad Checks	0	0
Curfew/Loitering/Vagrancy Violations	0	0
Disorderly Conduct	5	0
DUI	4	1
Drunkenness	0	0
Family Offenses, Nonviolent	0	0
Liquor Law Violations	1	1
Peeping Tom	0	0
Trespass of Real Property	0	0
All Other Offenses	9	3
Total Group "B"	19	5

Agency 2020 Crime Report

BINGHAM County Sheriff's Office

Population: 28,796
County: Bingham

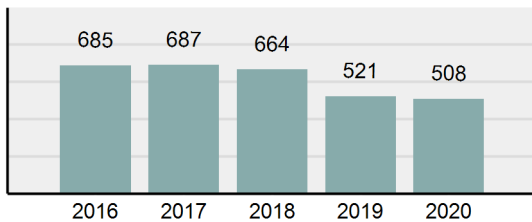
Offense Overview

- Offense Total 508
- % change from 2019 -2.5%
- # of cleared offenses 236
- Percent Cleared 46.46%
- Group "A" Crime Rate per 100,000 population 1,764.13
- Summary based reporting crime rate per 100,000 populated is calculated for other state crime comparisons only. 677.18

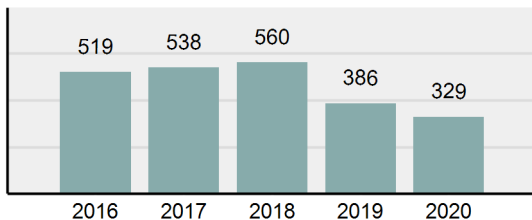
Arrest Overview

- Arrest Total 329
- % change from 2019 -14.77%
- Adult Arrest total 307
- Juvenile Arrest total 22
- Arrest Rate per 100,000 population 1,142.52

Total Offenses - 5 year trend



Total Arrests - 5 year trend



Group "A" Offenses	Offenses		Arrests	
	# Reported	# Cleared	Adult	Juvenile
Murder	1	1	1	0
Negligent Manslaughter	0	0	0	0
Rape	9	3	0	0
Sodomy	0	0	0	0
Sexual Assault w/Obj	1	1	0	0
Fondling	14	5	4	0
Aggravated Assault	18	15	7	1
Simple Assault	90	54	20	0
Intimidation	12	7	2	1
Kidnapping	1	0	0	0
Incest	0	0	0	0
Statutory Rape	0	0	0	0
Human Trafficking, Commercial Sex Acts	0	0	0	0
Human Trafficking, Involuntary Servitude	0	0	0	0
Robbery	1	1	0	0
Burglary/Breaking and Entering	37	17	10	1
Larceny/Theft Offenses	112	14	8	1
Motor Vehicle Theft	17	6	3	1
Arson	0	0	0	0
Destruction Of Property	37	3	1	0
Counterfeiting/Forgery	2	0	0	0
Fraud Offenses	20	3	4	0
Embezzlement	0	0	0	0
Extortion/Blackmail	0	0	0	0
Bribery	0	0	0	0
Stolen Property Offenses	9	7	7	0
Drug/Narcotic Violations	68	55	55	0
Drug Equipment Violations	44	39	0	0
Gambling Offenses	0	0	0	0
Pornography/Obscene Material	3	1	0	1
Prostitution Offenses	0	0	0	0
Weapons Law Violations	12	4	3	0
Animal Cruelty	0	0	0	0
Total Group "A"	508	236	125	6

Group "B" Arrests	Arrests	
	Adult	Juvenile
Bad Checks	0	0
Curfew/Loitering/Vagrancy Violations	0	0
Disorderly Conduct	6	1
DUI	85	4
Drunkenness	0	0
Family Offenses, Nonviolent	4	0
Liquor Law Violations	7	1
Peeping Tom	0	0
Trespass of Real Property	5	0
All Other Offenses	75	10
Total Group "B"	182	16

Agency 2020 Crime Report

Bingham County Total

Population: 47,277
County: Bingham

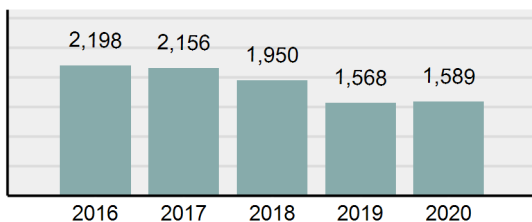
Offense Overview

- Offense Total 1,589
- % change from 2019 **1.34%**
- # of cleared offenses 752
- Percent Cleared 47.33%
- Group "A" Crime Rate per 100,000 population 3,361.04
- Summary based reporting crime rate per 100,000 populated is calculated for other state crime comparisons only. 1,269.12

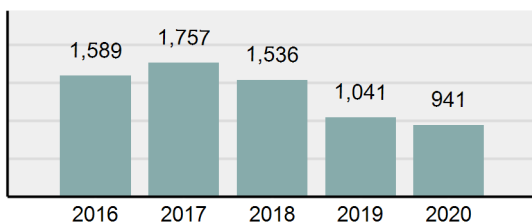
Arrest Overview

- Arrest Total 941
- % change from 2019 **-9.61%**
- Adult Arrest total 799
- Juvenile Arrest total 142
- Arrest Rate per 100,000 population 1,990.40

Total Offenses - 5 year trend



Total Arrests - 5 year trend



Group "A" Offenses	Offenses		Arrests	
	# Reported	# Cleared	Adult	Juvenile
Murder	1	1	1	0
Negligent Manslaughter	2	2	1	0
Rape	22	11	2	0
Sodomy	0	0	0	0
Sexual Assault w/Obj	1	1	0	0
Fondling	40	17	7	3
Aggravated Assault	55	48	24	1
Simple Assault	281	179	63	5
Intimidation	39	22	11	1
Kidnapping	4	3	3	0
Incest	0	0	0	0
Statutory Rape	0	0	0	0
Human Trafficking, Commercial Sex Acts	0	0	0	0
Human Trafficking, Involuntary Servitude	0	0	0	0
Robbery	3	2	1	0
Burglary/Breaking and Entering	100	37	25	9
Larceny/Theft Offenses	372	92	53	38
Motor Vehicle Theft	44	17	8	1
Arson	3	3	1	0
Destruction Of Property	186	33	12	10
Counterfeiting/Forgery	5	1	0	0
Fraud Offenses	75	22	5	0
Embezzlement	1	1	0	0
Extortion/Blackmail	0	0	0	0
Bribery	0	0	0	0
Stolen Property Offenses	18	11	9	0
Drug/Narcotic Violations	168	130	123	8
Drug Equipment Violations	144	110	14	6
Gambling Offenses	0	0	0	0
Pornography/Obscene Material	10	4	1	2
Prostitution Offenses	0	0	0	0
Weapons Law Violations	15	5	3	0
Animal Cruelty	0	0	0	0
Total Group "A"	1,589	752	367	84

Group "B" Arrests	Arrests	
	Adult	Juvenile
Bad Checks	1	0
Curfew/Loitering/Vagrancy Violations	0	0
Disorderly Conduct	57	9
DUI	142	6
Drunkenness	0	0
Family Offenses, Nonviolent	4	0
Liquor Law Violations	16	3
Peeping Tom	0	0
Trespass of Real Property	12	1
All Other Offenses	200	39
Total Group "B"	432	58