

Agency 2021 Crime Report

SODA SPRINGS Police Department

Population: 2,998
County: Caribou

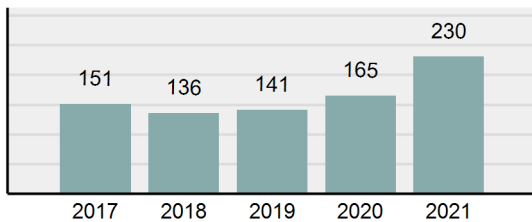
Offense Overview

- Offense Total 230
- % change from 2020 **39.39%**
- # of cleared offenses 192
- Percent Cleared 83.48%
- Group "A" Crime Rate per 100,000 population 7,671.78
- Summary based reporting crime rate per 100,000 populated is calculated for other state crime comparisons only. 933.96

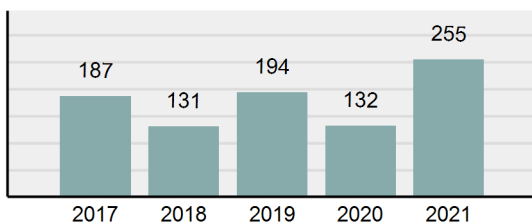
Arrest Overview

- Arrest Total 255
- % change from 2020 **93.18%**
- Adult Arrest total 235
- Juvenile Arrest total 20
- Arrest Rate per 100,000 population 8,505.67

Total Offenses - 5 year trend



Total Arrests - 5 year trend



Group "A" Offenses	Offenses		Arrests	
	# Reported	# Cleared	Adult	Juvenile
Murder	0	0	0	0
Negligent Manslaughter	0	0	0	0
Rape	0	0	0	0
Sodomy	0	0	0	0
Sexual Assault w/Obj	0	0	0	0
Fondling	0	0	1	0
Aggravated Assault	14	10	7	3
Simple Assault	15	11	9	2
Intimidation	0	0	0	0
Kidnapping	0	0	0	0
Incest	1	1	0	0
Statutory Rape	0	0	0	0
Human Trafficking, Commercial Sex Acts	0	0	0	0
Human Trafficking, Involuntary Servitude	0	0	0	0
Robbery	0	0	0	0
Burglary/Breaking and Entering	4	2	3	0
Larceny/Theft Offenses	10	5	5	0
Motor Vehicle Theft	0	0	0	0
Arson	0	0	0	0
Destruction Of Property	14	4	1	0
Counterfeiting/Forgery	1	1	1	0
Fraud Offenses	5	1	0	0
Embezzlement	0	0	0	0
Extortion/Blackmail	0	0	0	0
Bribery	0	0	0	0
Stolen Property Offenses	1	0	0	0
Drug/Narcotic Violations	84	80	78	3
Drug Equipment Violations	76	73	24	5
Gambling Offenses	0	0	0	0
Pornography/Obscene Material	1	1	1	0
Prostitution Offenses	0	0	0	0
Weapons Law Violations	4	3	1	2
Animal Cruelty	0	0	0	0
Total Group "A"	230	192	131	15

Group "B" Arrests	Arrests	
	Adult	Juvenile
Bad Checks	0	0
Curfew/Loitering/Vagrancy Violations	0	0
Disorderly Conduct	4	0
DUI	57	2
Drunkenness	0	0
Family Offenses, Nonviolent	0	0
Liquor Law Violations	7	1
Peeping Tom	0	0
Trespass of Real Property	7	0
All Other Offenses	29	2
Total Group "B"	104	5

Agency 2021 Crime Report

CARIBOU County Sheriff's Office

Population: 4,316
County: Caribou

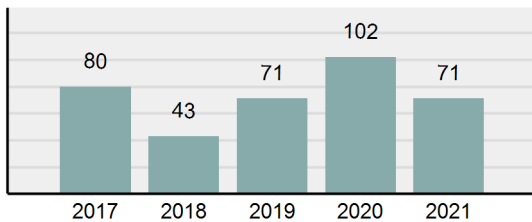
Offense Overview

- Offense Total 71
- % change from 2020 -30.39%
- # of cleared offenses 40
- Percent Cleared 56.34%
- Group "A" Crime Rate per 100,000 population 1,645.04
- Summary based reporting crime rate per 100,000 populated is calculated for other state crime comparisons only. 254.87

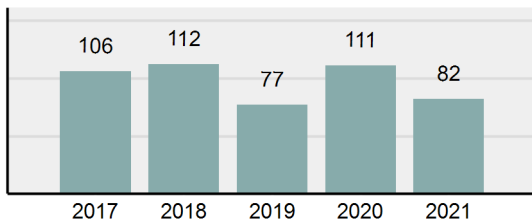
Arrest Overview

- Arrest Total 82
- % change from 2020 -26.13%
- Adult Arrest total 74
- Juvenile Arrest total 8
- Arrest Rate per 100,000 population 1,899.91

Total Offenses - 5 year trend



Total Arrests - 5 year trend



Group "A" Offenses	Offenses		Arrests	
	# Reported	# Cleared	Adult	Juvenile
Murder	0	0	0	0
Negligent Manslaughter	0	0	0	0
Rape	0	0	0	0
Sodomy	0	0	0	0
Sexual Assault w/Obj	1	0	0	0
Fondling	4	0	0	0
Aggravated Assault	4	3	1	0
Simple Assault	3	2	1	0
Intimidation	0	0	0	0
Kidnapping	1	1	0	0
Incest	0	0	0	0
Statutory Rape	0	0	0	0
Human Trafficking, Commercial Sex Acts	0	0	0	0
Human Trafficking, Involuntary Servitude	0	0	0	0
Robbery	0	0	0	0
Burglary/Breaking and Entering	2	0	0	0
Larceny/Theft Offenses	5	1	0	4
Motor Vehicle Theft	0	0	0	0
Arson	0	0	0	0
Destruction Of Property	3	0	0	0
Counterfeiting/Forgery	1	0	0	0
Fraud Offenses	4	0	0	0
Embezzlement	0	0	0	0
Extortion/Blackmail	0	0	0	0
Bribery	0	0	0	0
Stolen Property Offenses	0	0	0	0
Drug/Narcotic Violations	24	17	14	3
Drug Equipment Violations	19	16	5	0
Gambling Offenses	0	0	0	0
Pornography/Obscene Material	0	0	0	0
Prostitution Offenses	0	0	0	0
Weapons Law Violations	0	0	0	0
Animal Cruelty	0	0	0	0
Total Group "A"	71	40	21	7

Group "B" Arrests	Arrests	
	Adult	Juvenile
Bad Checks	0	0
Curfew/Loitering/Vagrancy Violations	0	0
Disorderly Conduct	3	0
DUI	19	0
Drunkenness	0	0
Family Offenses, Nonviolent	2	0
Liquor Law Violations	0	0
Peeping Tom	0	0
Trespass of Real Property	4	0
All Other Offenses	25	1
Total Group "B"	53	1

Agency 2021 Crime Report

Caribou County Total

Population: 7,314
County: Caribou

Offense Overview

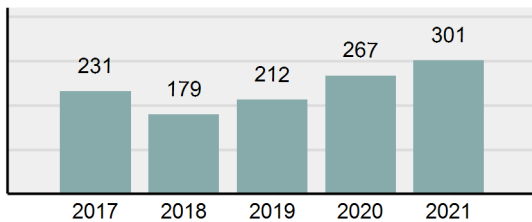
- Offense Total 301
- % change from 2020 **12.73%**
- # of cleared offenses 232
- Percent Cleared 77.08%
- Group "A" Crime Rate per 100,000 population 4,115.40
- Summary based reporting crime rate per 100,000 populated is calculated for other state crime comparisons only. 533.22

Arrest Overview

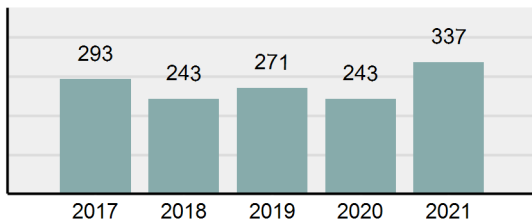
- Arrest Total 337
- % change from 2020 **38.68%**
- Adult Arrest total 309
- Juvenile Arrest total 28
- Arrest Rate per 100,000 population 4,607.60

Group "A" Offenses	Offenses		Arrests	
	# Reported	# Cleared	Adult	Juvenile
Murder	0	0	0	0
Negligent Manslaughter	0	0	0	0
Rape	0	0	0	0
Sodomy	0	0	0	0
Sexual Assault w/Obj	1	0	0	0
Fondling	4	0	1	0
Aggravated Assault	18	13	8	3
Simple Assault	18	13	10	2
Intimidation	0	0	0	0
Kidnapping	1	1	0	0
Incest	1	1	0	0
Statutory Rape	0	0	0	0
Human Trafficking, Commercial Sex Acts	0	0	0	0
Human Trafficking, Involuntary Servitude	0	0	0	0
Robbery	0	0	0	0
Burglary/Breaking and Entering	6	2	3	0
Larceny/Theft Offenses	15	6	5	4
Motor Vehicle Theft	0	0	0	0
Arson	0	0	0	0
Destruction Of Property	17	4	1	0
Counterfeiting/Forgery	2	1	1	0
Fraud Offenses	9	1	0	0
Embezzlement	0	0	0	0
Extortion/Blackmail	0	0	0	0
Bribery	0	0	0	0
Stolen Property Offenses	1	0	0	0
Drug/Narcotic Violations	108	97	92	6
Drug Equipment Violations	95	89	29	5
Gambling Offenses	0	0	0	0
Pornography/Obscene Material	1	1	1	0
Prostitution Offenses	0	0	0	0
Weapons Law Violations	4	3	1	2
Animal Cruelty	0	0	0	0
Total Group "A"	301	232	152	22

Total Offenses - 5 year trend



Total Arrests - 5 year trend



Group "B" Arrests	Arrests	
	Adult	Juvenile
Bad Checks	0	0
Curfew/Loitering/Vagrancy Violations	0	0
Disorderly Conduct	7	0
DUI	76	2
Drunkenness	0	0
Family Offenses, Nonviolent	2	0
Liquor Law Violations	7	1
Peeping Tom	0	0
Trespass of Real Property	11	0
All Other Offenses	54	3
Total Group "B"	157	6