

Agency 2021 Crime Report

CHALLIS Police Department

Population: 1,063
County: Custer

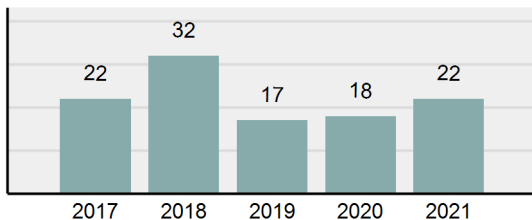
Offense Overview

- Offense Total 22
- % change from 2020 **22.22%**
- # of cleared offenses 10
- Percent Cleared 45.45%
- Group "A" Crime Rate per 100,000 population 2,069.61
- Summary based reporting crime rate per 100,000 populated is calculated for other state crime comparisons only. 1,034.81

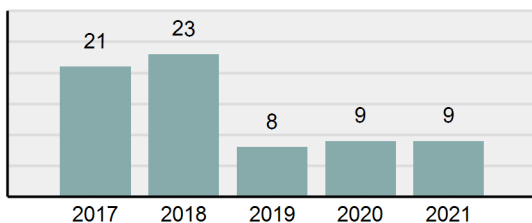
Arrest Overview

- Arrest Total 9
- % change from 2020 **0%**
- Adult Arrest total 9
- Juvenile Arrest total 0
- Arrest Rate per 100,000 population 846.66

Total Offenses - 5 year trend



Total Arrests - 5 year trend



Group "A" Offenses	Offenses		Arrests	
	# Reported	# Cleared	Adult	Juvenile
Murder	0	0	0	0
Negligent Manslaughter	0	0	0	0
Rape	0	0	0	0
Sodomy	0	0	0	0
Sexual Assault w/Obj	0	0	0	0
Fondling	0	0	0	0
Aggravated Assault	1	1	1	0
Simple Assault	6	4	1	0
Intimidation	1	0	0	0
Kidnapping	0	0	0	0
Incest	0	0	0	0
Statutory Rape	0	0	0	0
Human Trafficking, Commercial Sex Acts	0	0	0	0
Human Trafficking, Involuntary Servitude	0	0	0	0
Robbery	0	0	0	0
Burglary/Breaking and Entering	0	0	0	0
Larceny/Theft Offenses	10	1	0	0
Motor Vehicle Theft	0	0	0	0
Arson	0	0	0	0
Destruction Of Property	2	2	0	0
Counterfeiting/Forgery	0	0	0	0
Fraud Offenses	0	0	0	0
Embezzlement	0	0	0	0
Extortion/Blackmail	0	0	0	0
Bribery	0	0	0	0
Stolen Property Offenses	0	0	0	0
Drug/Narcotic Violations	1	1	1	0
Drug Equipment Violations	1	1	0	0
Gambling Offenses	0	0	0	0
Pornography/Obscene Material	0	0	0	0
Prostitution Offenses	0	0	0	0
Weapons Law Violations	0	0	0	0
Animal Cruelty	0	0	0	0
Total Group "A"	22	10	3	0

Group "B" Arrests	Arrests	
	Adult	Juvenile
Bad Checks	0	0
Curfew/Loitering/Vagrancy Violations	0	0
Disorderly Conduct	0	0
DUI	3	0
Drunkenness	0	0
Family Offenses, Nonviolent	0	0
Liquor Law Violations	0	0
Peeping Tom	0	0
Trespass of Real Property	0	0
All Other Offenses	3	0
Total Group "B"	6	0

Agency 2021 Crime Report

CUSTER County Sheriff's Office

Population: 3,280
County: Custer

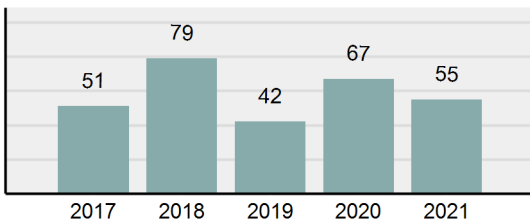
Offense Overview

- Offense Total 55
- % change from 2020 -17.91%
- # of cleared offenses 18
- Percent Cleared 32.73%
- Group "A" Crime Rate per 100,000 population 1,676.83
- Summary based reporting crime rate per 100,000 populated is calculated for other state crime comparisons only. 609.76

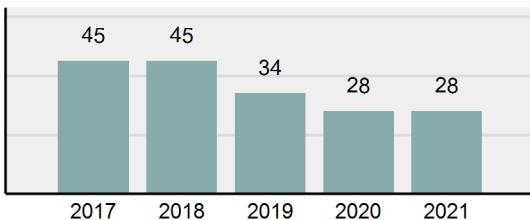
Arrest Overview

- Arrest Total 28
- % change from 2020 0%
- Adult Arrest total 28
- Juvenile Arrest total 0
- Arrest Rate per 100,000 population 853.66

Total Offenses - 5 year trend



Total Arrests - 5 year trend



Group "A" Offenses	Offenses		Arrests	
	# Reported	# Cleared	Adult	Juvenile
Murder	0	0	0	0
Negligent Manslaughter	0	0	0	0
Rape	1	0	0	0
Sodomy	0	0	0	0
Sexual Assault w/Obj	5	0	0	0
Fondling	1	1	1	0
Aggravated Assault	4	2	2	0
Simple Assault	10	7	6	0
Intimidation	1	0	0	0
Kidnapping	0	0	0	0
Incest	0	0	0	0
Statutory Rape	0	0	0	0
Human Trafficking, Commercial Sex Acts	0	0	0	0
Human Trafficking, Involuntary Servitude	0	0	0	0
Robbery	0	0	0	0
Burglary/Breaking and Entering	2	1	1	0
Larceny/Theft Offenses	13	1	0	0
Motor Vehicle Theft	0	0	0	0
Arson	0	0	0	0
Destruction Of Property	6	1	1	0
Counterfeiting/Forgery	0	0	0	0
Fraud Offenses	6	0	0	0
Embezzlement	0	0	0	0
Extortion/Blackmail	0	0	0	0
Bribery	0	0	0	0
Stolen Property Offenses	0	0	0	0
Drug/Narcotic Violations	3	3	3	0
Drug Equipment Violations	2	2	0	0
Gambling Offenses	0	0	0	0
Pornography/Obscene Material	0	0	0	0
Prostitution Offenses	0	0	0	0
Weapons Law Violations	0	0	0	0
Animal Cruelty	1	0	0	0
Total Group "A"	55	18	14	0

Group "B" Arrests	Arrests	
	Adult	Juvenile
Bad Checks	0	0
Curfew/Loitering/Vagrancy Violations	0	0
Disorderly Conduct	1	0
DUI	5	0
Drunkenness	0	0
Family Offenses, Nonviolent	0	0
Liquor Law Violations	0	0
Peeping Tom	0	0
Trespass of Real Property	2	0
All Other Offenses	6	0
Total Group "B"	14	0

Agency 2021 Crime Report

Custer County Total

Population: 4,343
County: Custer

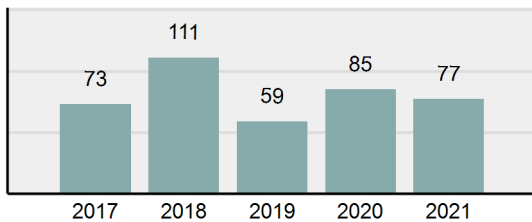
Offense Overview

- Offense Total 77
- % change from 2020 -9.41%
- # of cleared offenses 28
- Percent Cleared 36.36%
- Group "A" Crime Rate per 100,000 population 1,772.97
- Summary based reporting crime rate per 100,000 populated is calculated for other state crime comparisons only. 713.79

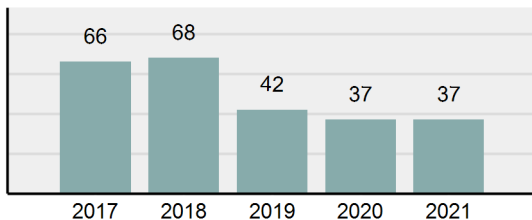
Arrest Overview

- Arrest Total 37
- % change from 2020 0%
- Adult Arrest total 37
- Juvenile Arrest total 0
- Arrest Rate per 100,000 population 851.95

Total Offenses - 5 year trend



Total Arrests - 5 year trend



Group "A" Offenses	Offenses		Arrests	
	# Reported	# Cleared	Adult	Juvenile
Murder	0	0	0	0
Negligent Manslaughter	0	0	0	0
Rape	1	0	0	0
Sodomy	0	0	0	0
Sexual Assault w/Obj	5	0	0	0
Fondling	1	1	1	0
Aggravated Assault	5	3	3	0
Simple Assault	16	11	7	0
Intimidation	2	0	0	0
Kidnapping	0	0	0	0
Incest	0	0	0	0
Statutory Rape	0	0	0	0
Human Trafficking, Commercial Sex Acts	0	0	0	0
Human Trafficking, Involuntary Servitude	0	0	0	0
Robbery	0	0	0	0
Burglary/Breaking and Entering	2	1	1	0
Larceny/Theft Offenses	23	2	0	0
Motor Vehicle Theft	0	0	0	0
Arson	0	0	0	0
Destruction Of Property	8	3	1	0
Counterfeiting/Forgery	0	0	0	0
Fraud Offenses	6	0	0	0
Embezzlement	0	0	0	0
Extortion/Blackmail	0	0	0	0
Bribery	0	0	0	0
Stolen Property Offenses	0	0	0	0
Drug/Narcotic Violations	4	4	4	0
Drug Equipment Violations	3	3	0	0
Gambling Offenses	0	0	0	0
Pornography/Obscene Material	0	0	0	0
Prostitution Offenses	0	0	0	0
Weapons Law Violations	0	0	0	0
Animal Cruelty	1	0	0	0
Total Group "A"	77	28	17	0

Group "B" Arrests	Arrests	
	Adult	Juvenile
Bad Checks	0	0
Curfew/Loitering/Vagrancy Violations	0	0
Disorderly Conduct	1	0
DUI	8	0
Drunkenness	0	0
Family Offenses, Nonviolent	0	0
Liquor Law Violations	0	0
Peeping Tom	0	0
Trespass of Real Property	2	0
All Other Offenses	9	0
Total Group "B"	20	0