

Agency 2021 Crime Report

COTTONWOOD Police Department

Population: 984
County: Idaho

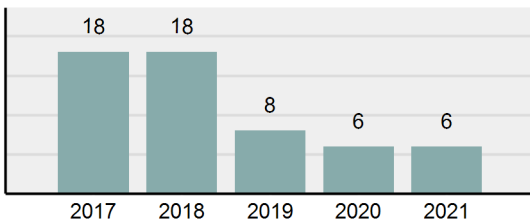
Offense Overview

- Offense Total 6
- % change from 2020 **0%**
- # of cleared offenses 0
- Percent Cleared 0%
- Group "A" Crime Rate per 100,000 population 609.76
- Summary based reporting crime rate per 100,000 populated is calculated for other state crime comparisons only. 406.50

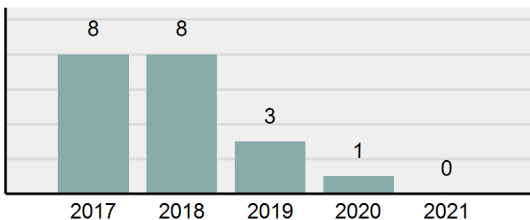
Arrest Overview

- Arrest Total 0
- % change from 2020 **-100%**
- Adult Arrest total 0
- Juvenile Arrest total 0
- Arrest Rate per 100,000 population 0.00

Total Offenses - 5 year trend



Total Arrests - 5 year trend



Group "A" Offenses	Offenses		Arrests	
	# Reported	# Cleared	Adult	Juvenile
Murder	0	0	0	0
Negligent Manslaughter	0	0	0	0
Rape	0	0	0	0
Sodomy	0	0	0	0
Sexual Assault w/Obj	0	0	0	0
Fondling	0	0	0	0
Aggravated Assault	0	0	0	0
Simple Assault	1	0	0	0
Intimidation	1	0	0	0
Kidnapping	0	0	0	0
Incest	0	0	0	0
Statutory Rape	0	0	0	0
Human Trafficking, Commercial Sex Acts	0	0	0	0
Human Trafficking, Involuntary Servitude	0	0	0	0
Robbery	0	0	0	0
Burglary/Breaking and Entering	3	0	0	0
Larceny/Theft Offenses	1	0	0	0
Motor Vehicle Theft	0	0	0	0
Arson	0	0	0	0
Destruction Of Property	0	0	0	0
Counterfeiting/Forgery	0	0	0	0
Fraud Offenses	0	0	0	0
Embezzlement	0	0	0	0
Extortion/Blackmail	0	0	0	0
Bribery	0	0	0	0
Stolen Property Offenses	0	0	0	0
Drug/Narcotic Violations	0	0	0	0
Drug Equipment Violations	0	0	0	0
Gambling Offenses	0	0	0	0
Pornography/Obscene Material	0	0	0	0
Prostitution Offenses	0	0	0	0
Weapons Law Violations	0	0	0	0
Animal Cruelty	0	0	0	0
Total Group "A"	6	0	0	0

Group "B" Arrests	Arrests	
	Adult	Juvenile
Bad Checks	0	0
Curfew/Loitering/Vagrancy Violations	0	0
Disorderly Conduct	0	0
DUI	0	0
Drunkenness	0	0
Family Offenses, Nonviolent	0	0
Liquor Law Violations	0	0
Peeping Tom	0	0
Trespass of Real Property	0	0
All Other Offenses	0	0
Total Group "B"	0	0

Agency 2021 Crime Report



Idaho County Total

Population: 984
County: Idaho

Offense Overview

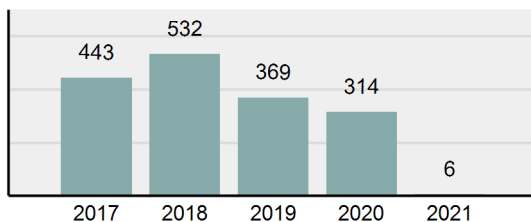
- Offense Total 6
- % change from 2020 -98.09%
- # of cleared offenses 0
- Percent Cleared 0%
- Group "A" Crime Rate per 100,000 population 609.76
- Summary based reporting crime rate per 100,000 populated is calculated for other state crime comparisons only. 406.50

Arrest Overview

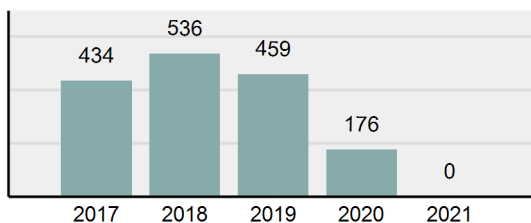
- Arrest Total 0
- % change from 2020 -100%
- Adult Arrest total 0
- Juvenile Arrest total 0
- Arrest Rate per 100,000 population 0.00

*Missing Idaho CO SO and Grangeville PD

Total Offenses - 5 year trend



Total Arrests - 5 year trend



Group "A" Offenses	Offenses		Arrests	
	# Reported	# Cleared	Adult	Juvenile
Murder	0	0	0	0
Negligent Manslaughter	0	0	0	0
Rape	0	0	0	0
Sodomy	0	0	0	0
Sexual Assault w/Obj	0	0	0	0
Fondling	0	0	0	0
Aggravated Assault	0	0	0	0
Simple Assault	1	0	0	0
Intimidation	1	0	0	0
Kidnapping	0	0	0	0
Incest	0	0	0	0
Statutory Rape	0	0	0	0
Human Trafficking, Commercial Sex Acts	0	0	0	0
Human Trafficking, Involuntary Servitude	0	0	0	0
Robbery	0	0	0	0
Burglary/Breaking and Entering	3	0	0	0
Larceny/Theft Offenses	1	0	0	0
Motor Vehicle Theft	0	0	0	0
Arson	0	0	0	0
Destruction Of Property	0	0	0	0
Counterfeiting/Forgery	0	0	0	0
Fraud Offenses	0	0	0	0
Embezzlement	0	0	0	0
Extortion/Blackmail	0	0	0	0
Bribery	0	0	0	0
Stolen Property Offenses	0	0	0	0
Drug/Narcotic Violations	0	0	0	0
Drug Equipment Violations	0	0	0	0
Gambling Offenses	0	0	0	0
Pornography/Obscene Material	0	0	0	0
Prostitution Offenses	0	0	0	0
Weapons Law Violations	0	0	0	0
Animal Cruelty	0	0	0	0
Total Group "A"	6	0	0	0

Group "B" Arrests	Arrests	
	Adult	Juvenile
Bad Checks	0	0
Curfew/Loitering/Vagrancy Violations	0	0
Disorderly Conduct	0	0
DUI	0	0
Drunkenness	0	0
Family Offenses, Nonviolent	0	0
Liquor Law Violations	0	0
Peeping Tom	0	0
Trespass of Real Property	0	0
All Other Offenses	0	0
Total Group "B"	0	0