

Agency 2021 Crime Report

REXBURG Police Department

Population: 30,105
County: Madison

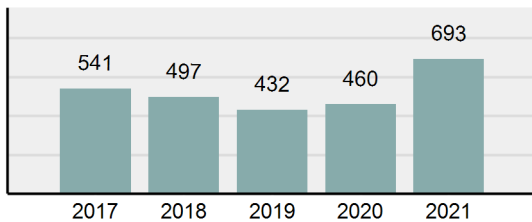
Offense Overview

- Offense Total 693
- % change from 2020 **50.65%**
- # of cleared offenses 413
- Percent Cleared 59.6%
- Group "A" Crime Rate per 100,000 population 2,301.94
- Summary based reporting crime rate per 100,000 populated is calculated for other state crime comparisons only. 574.66

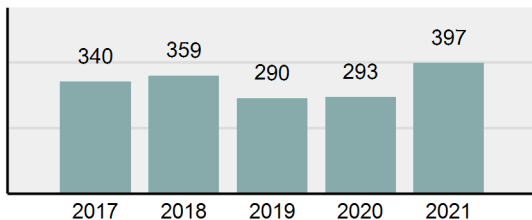
Arrest Overview

- Arrest Total 397
- % change from 2020 **35.49%**
- Adult Arrest total 349
- Juvenile Arrest total 48
- Arrest Rate per 100,000 population 1,318.72

Total Offenses - 5 year trend



Total Arrests - 5 year trend



Group "A" Offenses	Offenses		Arrests	
	# Reported	# Cleared	Adult	Juvenile
Murder	0	0	0	0
Negligent Manslaughter	0	0	0	0
Rape	4	4	0	0
Sodomy	0	0	0	0
Sexual Assault w/Obj	0	0	0	0
Fondling	2	2	0	0
Aggravated Assault	9	9	5	3
Simple Assault	71	63	29	8
Intimidation	4	3	1	0
Kidnapping	0	0	0	0
Incest	0	0	0	0
Statutory Rape	0	0	0	0
Human Trafficking, Commercial Sex Acts	0	0	0	0
Human Trafficking, Involuntary Servitude	0	0	0	0
Robbery	0	0	0	0
Burglary/Breaking and Entering	16	8	13	2
Larceny/Theft Offenses	127	49	27	11
Motor Vehicle Theft	15	10	2	1
Arson	2	1	1	0
Destruction Of Property	112	24	17	4
Counterfeiting/Forgery	4	2	0	0
Fraud Offenses	82	8	3	0
Embezzlement	0	0	0	0
Extortion/Blackmail	8	0	0	0
Bribery	0	0	0	0
Stolen Property Offenses	1	1	2	0
Drug/Narcotic Violations	110	108	103	8
Drug Equipment Violations	120	118	32	2
Gambling Offenses	0	0	0	0
Pornography/Obscene Material	0	0	0	0
Prostitution Offenses	0	0	0	0
Weapons Law Violations	6	3	2	0
Animal Cruelty	0	0	0	0
Total Group "A"	693	413	237	39

Group "B" Arrests	Arrests	
	Adult	Juvenile
Bad Checks	0	0
Curfew/Loitering/Vagrancy Violations	0	0
Disorderly Conduct	16	2
DUI	30	3
Drunkenness	0	0
Family Offenses, Nonviolent	3	0
Liquor Law Violations	6	2
Peeping Tom	0	0
Trespass of Real Property	6	0
All Other Offenses	51	2
Total Group "B"	112	9

Agency 2021 Crime Report

MADISON County Sheriff's Office

Population: 11,495
County: Madison

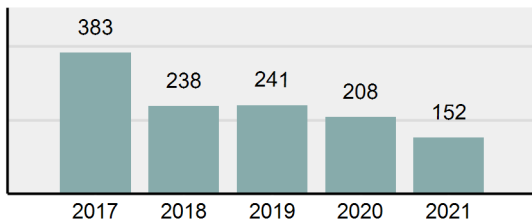
Offense Overview

- Offense Total 152
- % change from 2020 -26.92%
- # of cleared offenses 120
- Percent Cleared 78.95%
- Group "A" Crime Rate per 100,000 population 1,322.31
- Summary based reporting crime rate per 100,000 populated is calculated for other state crime comparisons only. 252.28

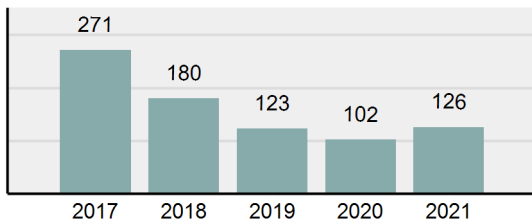
Arrest Overview

- Arrest Total 126
- % change from 2020 23.53%
- Adult Arrest total 115
- Juvenile Arrest total 11
- Arrest Rate per 100,000 population 1,096.13

Total Offenses - 5 year trend



Total Arrests - 5 year trend



Group "A" Offenses	Offenses		Arrests	
	# Reported	# Cleared	Adult	Juvenile
Murder	2	2	2	0
Negligent Manslaughter	0	0	0	0
Rape	1	0	0	0
Sodomy	3	3	0	0
Sexual Assault w/Obj	0	0	0	0
Fondling	5	5	1	1
Aggravated Assault	11	11	5	0
Simple Assault	18	14	3	1
Intimidation	2	0	0	0
Kidnapping	0	0	0	0
Incest	1	1	0	0
Statutory Rape	0	0	0	0
Human Trafficking, Commercial Sex Acts	0	0	0	0
Human Trafficking, Involuntary Servitude	0	0	0	0
Robbery	0	0	0	0
Burglary/Breaking and Entering	2	2	1	0
Larceny/Theft Offenses	11	4	2	0
Motor Vehicle Theft	2	2	0	2
Arson	0	0	0	0
Destruction Of Property	12	5	5	0
Counterfeiting/Forgery	1	0	0	0
Fraud Offenses	9	3	0	1
Embezzlement	0	0	0	0
Extortion/Blackmail	0	0	0	0
Bribery	0	0	0	0
Stolen Property Offenses	1	0	0	1
Drug/Narcotic Violations	38	37	37	0
Drug Equipment Violations	31	30	8	0
Gambling Offenses	0	0	0	0
Pornography/Obscene Material	0	0	0	0
Prostitution Offenses	0	0	0	0
Weapons Law Violations	2	1	0	0
Animal Cruelty	0	0	0	0
Total Group "A"	152	120	64	6

Group "B" Arrests	Arrests	
	Adult	Juvenile
Bad Checks	0	0
Curfew/Loitering/Vagrancy Violations	0	0
Disorderly Conduct	0	0
DUI	26	0
Drunkenness	0	0
Family Offenses, Nonviolent	0	0
Liquor Law Violations	9	1
Peeping Tom	0	0
Trespass of Real Property	1	0
All Other Offenses	15	4
Total Group "B"	51	5

Agency 2021 Crime Report

Madison County Total

Population: 41,600
County: Madison

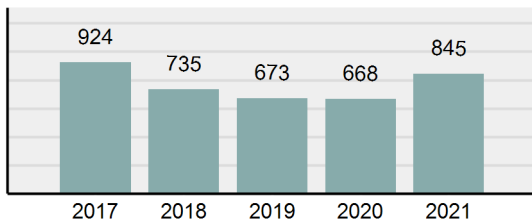
Offense Overview

- Offense Total 845
- % change from 2020 **26.5%**
- # of cleared offenses 533
- Percent Cleared 63.08%
- Group "A" Crime Rate per 100,000 population 2,031.25
- Summary based reporting crime rate per 100,000 populated is calculated for other state crime comparisons only. 485.58

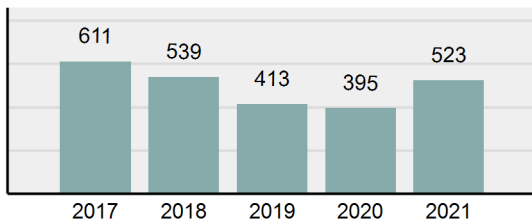
Arrest Overview

- Arrest Total 523
- % change from 2020 **32.41%**
- Adult Arrest total 464
- Juvenile Arrest total 59
- Arrest Rate per 100,000 population 1,257.21

Total Offenses - 5 year trend



Total Arrests - 5 year trend



Group "A" Offenses	Offenses		Arrests	
	# Reported	# Cleared	Adult	Juvenile
Murder	2	2	2	0
Negligent Manslaughter	0	0	0	0
Rape	5	4	0	0
Sodomy	3	3	0	0
Sexual Assault w/Obj	0	0	0	0
Fondling	7	7	1	1
Aggravated Assault	20	20	10	3
Simple Assault	89	77	32	9
Intimidation	6	3	1	0
Kidnapping	0	0	0	0
Incest	1	1	0	0
Statutory Rape	0	0	0	0
Human Trafficking, Commercial Sex Acts	0	0	0	0
Human Trafficking, Involuntary Servitude	0	0	0	0
Robbery	0	0	0	0
Burglary/Breaking and Entering	18	10	14	2
Larceny/Theft Offenses	138	53	29	11
Motor Vehicle Theft	17	12	2	3
Arson	2	1	1	0
Destruction Of Property	124	29	22	4
Counterfeiting/Forgery	5	2	0	0
Fraud Offenses	91	11	3	1
Embezzlement	0	0	0	0
Extortion/Blackmail	8	0	0	0
Bribery	0	0	0	0
Stolen Property Offenses	2	1	2	1
Drug/Narcotic Violations	148	145	140	8
Drug Equipment Violations	151	148	40	2
Gambling Offenses	0	0	0	0
Pornography/Obscene Material	0	0	0	0
Prostitution Offenses	0	0	0	0
Weapons Law Violations	8	4	2	0
Animal Cruelty	0	0	0	0
Total Group "A"	845	533	301	45

Group "B" Arrests	Arrests	
	Adult	Juvenile
Bad Checks	0	0
Curfew/Loitering/Vagrancy Violations	0	0
Disorderly Conduct	16	2
DUI	56	3
Drunkenness	0	0
Family Offenses, Nonviolent	3	0
Liquor Law Violations	15	3
Peeping Tom	0	0
Trespass of Real Property	7	0
All Other Offenses	66	6
Total Group "B"	163	14