

Agency 2021 Crime Report

MCCALL Police Department

Population: 3,847
County: Valley

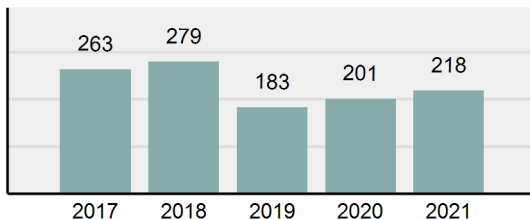
Offense Overview

- Offense Total 218
- % change from 2020 **8.46%**
- # of cleared offenses 89
- Percent Cleared 40.83%
- Group "A" Crime Rate per 100,000 population 5,666.75
- Summary based reporting crime rate per 100,000 populated is calculated for other state crime comparisons only. 1,767.61

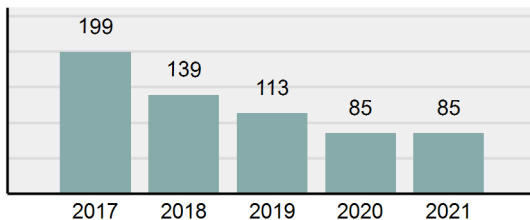
Arrest Overview

- Arrest Total 85
- % change from 2020 **0%**
- Adult Arrest total 78
- Juvenile Arrest total 7
- Arrest Rate per 100,000 population 2,209.51

Total Offenses - 5 year trend



Total Arrests - 5 year trend



Group "A" Offenses	Offenses		Arrests	
	# Reported	# Cleared	Adult	Juvenile
Murder	0	0	0	0
Negligent Manslaughter	0	0	0	0
Rape	0	0	0	0
Sodomy	1	0	0	0
Sexual Assault w/Obj	2	2	0	0
Fondling	3	1	0	0
Aggravated Assault	2	1	2	0
Simple Assault	32	17	6	0
Intimidation	5	3	0	0
Kidnapping	3	2	0	0
Incest	0	0	0	0
Statutory Rape	0	0	0	0
Human Trafficking, Commercial Sex Acts	0	0	0	0
Human Trafficking, Involuntary Servitude	0	0	0	0
Robbery	0	0	0	0
Burglary/Breaking and Entering	22	6	0	2
Larceny/Theft Offenses	42	6	2	0
Motor Vehicle Theft	1	0	0	0
Arson	1	0	0	0
Destruction Of Property	19	3	1	0
Counterfeiting/Forgery	0	0	0	0
Fraud Offenses	16	1	1	0
Embezzlement	0	0	0	0
Extortion/Blackmail	2	0	0	0
Bribery	0	0	0	0
Stolen Property Offenses	7	2	0	0
Drug/Narcotic Violations	26	20	13	5
Drug Equipment Violations	27	20	1	0
Gambling Offenses	0	0	0	0
Pornography/Obscene Material	0	0	0	0
Prostitution Offenses	1	1	0	0
Weapons Law Violations	6	4	1	0
Animal Cruelty	0	0	0	0
Total Group "A"	218	89	27	7

Group "B" Arrests	Arrests	
	Adult	Juvenile
Bad Checks	0	0
Curfew/Loitering/Vagrancy Violations	0	0
Disorderly Conduct	1	0
DUI	33	0
Drunkenness	0	0
Family Offenses, Nonviolent	0	0
Liquor Law Violations	0	0
Peeping Tom	0	0
Trespass of Real Property	6	0
All Other Offenses	11	0
Total Group "B"	51	0

Agency 2021 Crime Report

VALLEY County Sheriff's Office

Population: 8,464
County: Valley

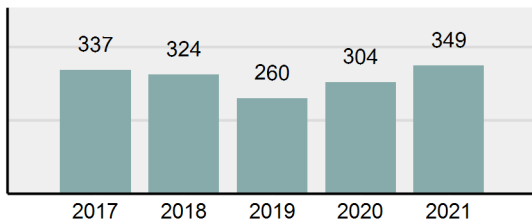
Offense Overview

- Offense Total 349
- % change from 2020 **14.8%**
- # of cleared offenses 96
- Percent Cleared 27.51%
- Group "A" Crime Rate per 100,000 population 4,123.35
- Summary based reporting crime rate per 100,000 populated is calculated for other state crime comparisons only. 1,252.36

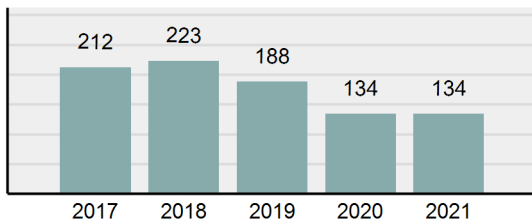
Arrest Overview

- Arrest Total 134
- % change from 2020 **0%**
- Adult Arrest total 132
- Juvenile Arrest total 2
- Arrest Rate per 100,000 population 1,583.18

Total Offenses - 5 year trend



Total Arrests - 5 year trend



Group "A" Offenses	Offenses		Arrests	
	# Reported	# Cleared	Adult	Juvenile
Murder	0	0	0	0
Negligent Manslaughter	0	0	0	0
Rape	8	2	2	1
Sodomy	0	0	0	0
Sexual Assault w/Obj	1	1	0	0
Fondling	12	5	2	0
Aggravated Assault	13	9	6	0
Simple Assault	62	25	6	0
Intimidation	25	5	0	0
Kidnapping	0	0	0	0
Incest	0	0	0	0
Statutory Rape	0	0	0	0
Human Trafficking, Commercial Sex Acts	0	0	0	0
Human Trafficking, Involuntary Servitude	0	0	0	0
Robbery	0	0	0	0
Burglary/Breaking and Entering	26	1	0	0
Larceny/Theft Offenses	51	1	1	0
Motor Vehicle Theft	8	1	1	0
Arson	0	0	0	0
Destruction Of Property	44	3	0	0
Counterfeiting/Forgery	4	1	0	0
Fraud Offenses	38	0	0	0
Embezzlement	0	0	0	0
Extortion/Blackmail	0	0	0	0
Bribery	0	0	0	0
Stolen Property Offenses	4	1	0	0
Drug/Narcotic Violations	23	21	17	1
Drug Equipment Violations	20	18	3	0
Gambling Offenses	0	0	0	0
Pornography/Obscene Material	1	0	0	0
Prostitution Offenses	0	0	0	0
Weapons Law Violations	8	2	1	0
Animal Cruelty	1	0	0	0
Total Group "A"	349	96	39	2

Group "B" Arrests	Arrests	
	Adult	Juvenile
Bad Checks	0	0
Curfew/Loitering/Vagrancy Violations	0	0
Disorderly Conduct	0	0
DUI	53	0
Drunkenness	0	0
Family Offenses, Nonviolent	1	0
Liquor Law Violations	5	0
Peeping Tom	0	0
Trespass of Real Property	5	0
All Other Offenses	29	0
Total Group "B"	93	0

Agency 2021 Crime Report

Valley County Total

Population: 12,311
County: Valley

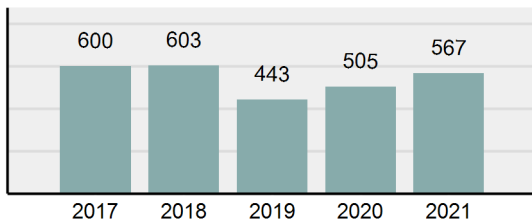
Offense Overview

- Offense Total 567
- % change from 2020 **12.28%**
- # of cleared offenses 185
- Percent Cleared 32.63%
- Group "A" Crime Rate per 100,000 population 4,605.64
- Summary based reporting crime rate per 100,000 populated is calculated for other state crime comparisons only. 1,413.37

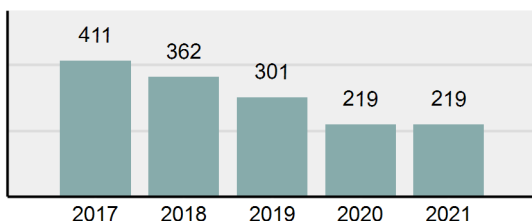
Arrest Overview

- Arrest Total 219
- % change from 2020 **0%**
- Adult Arrest total 210
- Juvenile Arrest total 9
- Arrest Rate per 100,000 population 1,778.90

Total Offenses - 5 year trend



Total Arrests - 5 year trend



Group "A" Offenses	Offenses		Arrests	
	# Reported	# Cleared	Adult	Juvenile
Murder	0	0	0	0
Negligent Manslaughter	0	0	0	0
Rape	8	2	2	1
Sodomy	1	0	0	0
Sexual Assault w/Obj	3	3	0	0
Fondling	15	6	2	0
Aggravated Assault	15	10	8	0
Simple Assault	94	42	12	0
Intimidation	30	8	0	0
Kidnapping	3	2	0	0
Incest	0	0	0	0
Statutory Rape	0	0	0	0
Human Trafficking, Commercial Sex Acts	0	0	0	0
Human Trafficking, Involuntary Servitude	0	0	0	0
Robbery	0	0	0	0
Burglary/Breaking and Entering	48	7	0	2
Larceny/Theft Offenses	93	7	3	0
Motor Vehicle Theft	9	1	1	0
Arson	1	0	0	0
Destruction Of Property	63	6	1	0
Counterfeiting/Forgery	4	1	0	0
Fraud Offenses	54	1	1	0
Embezzlement	0	0	0	0
Extortion/Blackmail	2	0	0	0
Bribery	0	0	0	0
Stolen Property Offenses	11	3	0	0
Drug/Narcotic Violations	49	41	30	6
Drug Equipment Violations	47	38	4	0
Gambling Offenses	0	0	0	0
Pornography/Obscene Material	1	0	0	0
Prostitution Offenses	1	1	0	0
Weapons Law Violations	14	6	2	0
Animal Cruelty	1	0	0	0
Total Group "A"	567	185	66	9

Group "B" Arrests	Arrests	
	Adult	Juvenile
Bad Checks	0	0
Curfew/Loitering/Vagrancy Violations	0	0
Disorderly Conduct	1	0
DUI	86	0
Drunkenness	0	0
Family Offenses, Nonviolent	1	0
Liquor Law Violations	5	0
Peeping Tom	0	0
Trespass of Real Property	11	0
All Other Offenses	40	0
Total Group "B"	144	0