
Crimes Against Society



Clearwater National Forests. By Sara Breckon.

2021 Idaho Crimes Against Society

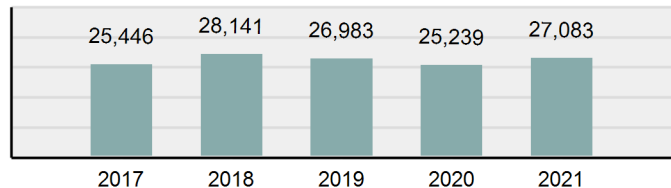
Statewide Profile

Data counts represent the number of offenses within a reported incident

'Crimes Against Society' represent society's prohibition against engaging in certain types of activity. For reporting purposes under the UCR/NIBRS rules and guidelines, all victims of crimes against society are classified as 'society' victims. Individual data on persons directly and/or indirectly affected by a crime against society, such as pornography, are not collected.

Crimes Against Society	
Offenses Reported	27,083
Changes from 2020	7.31%
Rate per 100,000*	1,505.5
Total Arrests	13,268

Total Crimes Against Society
5 Year Trend



Type Of Criminal Activity

Activity	Distribution
Possessing/Concealing	76.06%
Using/Consuming	16.19%
Transporting/Transmitting/Importing	2.97%
Distributing/Selling	2.58%
Buying/Receiving	1.12%
Cultivating/Manufacturing/Publishing	0.32%
Operating/Promoting/Assisting	0.29%
Exploiting Children	0.28%

Crimes Against Society by Category

Offenses	Distribution
Drug/Narcotic Violations	49.31
Drug Equipment Violations	45.10
Weapons Law Violations	4.18
Pornography/Obscene Material	1.03
Animal Cruelty	0.24
Prostitution Offenses	0.13
Gambling Offenses	0.01

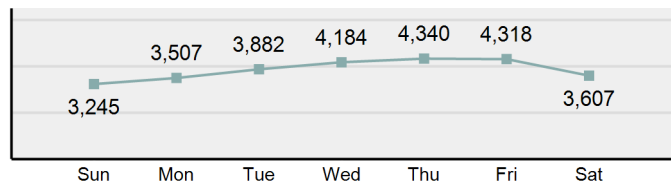
Arrestee Information

Race	Adult		Juvenile	
	Male	Female	Male	Female
White	7,029	3,097	559	262
Black	310	69	19	6
Indian	138	91	6	13
Asian	55	32	3	4
Unknown	1,038	470	39	28
Ethnicity				
Non Hispanic	5,598	2,582	346	174
Hispanic	1,285	378	122	48
Unknown	1,687	799	158	91

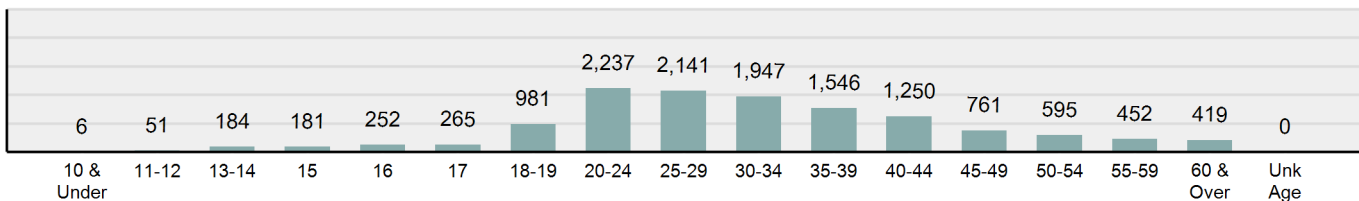
Top Society Crime Locations

Highway/Road/Alley/Street/Sidewalk	60.18%
Residence/Home	16.41%
Parking/Drop Lot/Garage	3.90%
Hotel/Motel/Etc.	2.70%
School-Elementary/Secondary	2.45%

Crime Against Society by Day of Week



Arrests By Age in 2021



2021 Idaho Crimes Against Society

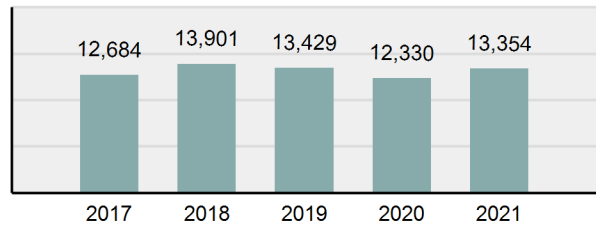
Drug/Narcotic Violations

- The unlawful cultivation, manufacture, distribution, sale, purchase, use, possession, transportation, or importation of any controlled drug or narcotic substance -

Drug/Narcotic Violations

Offenses Reported	13,354
Changes from 2020	8.3%
Rate per 100,000*	742.35
Total Arrests	10,536

Drug/Narcotic Violations Count 5 Year Trend



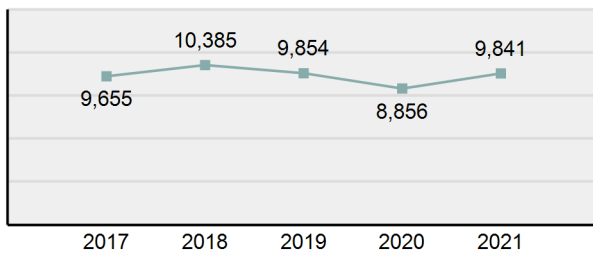
Arrestee Information

Race	Adult		Juvenile	
	Male	Female	Male	Female
White	5,518	2,488	409	194
Black	241	59	14	6
Indian	113	67	3	10
Asian	44	25	3	4
Unknown	888	398	30	22
Ethnicity				
Non-Hispanic	4,424	2,075	253	133
Hispanic	1,026	305	89	40
Unknown	1,354	657	117	63

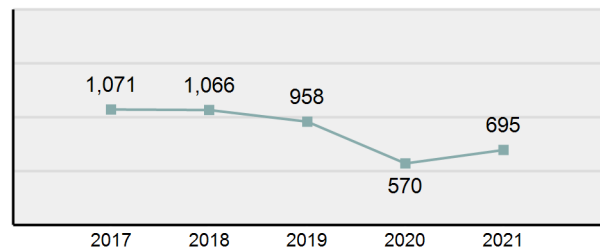
Type Of Criminal Activity

Activity	Distribution
Possessing/Concealing	73.89%
Using/Consuming	17.63%
Distributing/Selling	3.80%
Transporting/Transmitting/Importing	3.11%
Buying/Receiving	1.24%
Cultivating/Manufacturing/Publishing	0.21%
Operating/Promoting/Assisting	0.09%
Exploiting Children	0.01%

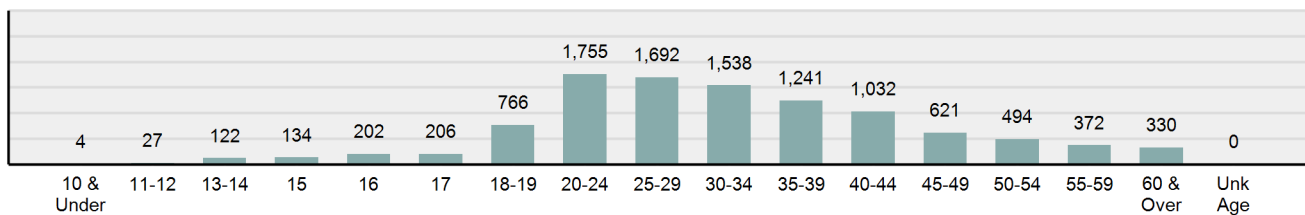
Adult Arrests Count 5 Year Trend



Juvenile Arrests Count 5 Year Trend



Drug/Narcotic Violations Arrests By Age in 2021



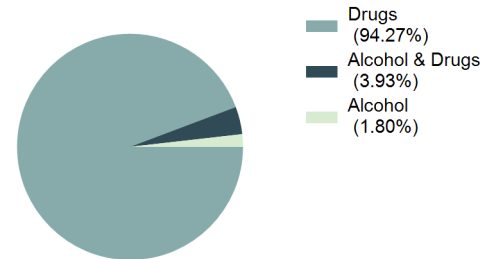
2021 Idaho Crimes Against Society

Usage of Drugs and/or Alcohol

Drug/Alcohol Usage in 2021

32.84% of the total Group "A" offenses reported in 2021 indicated drug and/or alcohol usage during the commission of a crime.

6.69% increase from last years suspected drug and/or alcohol usage during the commission of Group "A" offenses.

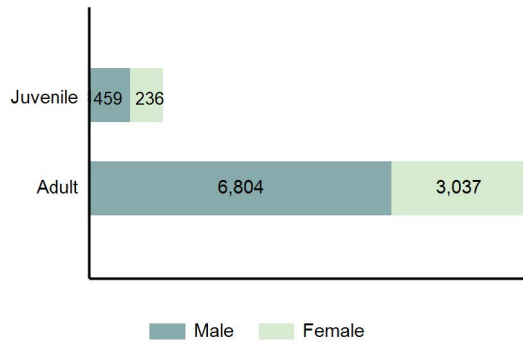


Reported Group "A" Incidents in which the Offender(s) was Suspected of Using Drugs and/or alcohol in the Commission of the Crime

Group "A" Offenses	Suspected of Using Alcohol	Suspected of Using Drugs	Suspected of Using Drugs and Alcohol	Total Incidents of Suspected Usage	Suspected Usage %
Murder	4	5	1	10	25.64%
Negligent Manslaughter	3	3	0	6	54.55%
Rape	110	26	18	154	21.15%
Sodomy	17	4	0	21	13.91%
Sexual Assault w/Obj	19	4	1	24	12.83%
Fondling	69	19	4	92	7.88%
Aggravated Assault	617	207	44	868	28.26%
Simple Assault	2,039	327	67	2,433	23.19%
Intimidation	67	43	6	116	7.13%
Kidnapping	34	20	8	62	26.84%
Incest	0	1	0	1	3.57%
Statutory Rape	2	4	0	6	12.50%
Human Trafficking, Commercial Sex Acts	0	4	0	4	66.67%
Human Trafficking, Involuntary Servitude	0	0	0	0	-
Robbery	12	4	3	19	12.10%
Burglary/Breaking and Entering	62	76	9	147	4.94%
Larceny/Theft Offenses	169	220	8	397	2.96%
Motor Vehicle Theft	24	41	4	69	4.07%
Arson	6	3	1	10	7.14%
Destruction Of Property	267	98	20	385	5.49%
Counterfeiting/Forgery	3	19	0	22	3.34%
Fraud Offenses	11	53	2	66	1.21%
Embezzlement	1	1	0	2	1.56%
Extortion/Blackmail	0	0	0	0	-
Bribery	0	0	0	0	-
Stolen Property Offenses	6	83	3	92	22.33%
Drug/Narcotic Violations	187	9,805	409	10,401	77.89%
Drug Equipment Violations	145	9,009	331	9,485	77.66%
Gambling Offenses	1	0	0	1	50.00%
Pornography/Obscene Material	2	3	0	5	1.79%
Prostitution Offenses	0	3	0	3	8.33%
Weapons Law Violations	181	196	17	394	34.77%
Animal Cruelty	4	2	0	6	9.23%
TOTAL	4,062	20,283	956	25,301	32.84%

2021 Idaho Crimes Against Society

Arrestee Age Distribution



Drug Seized in Idaho

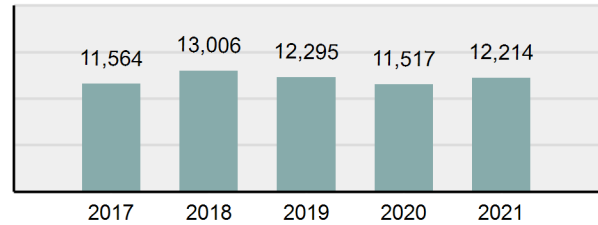
Drug Description	2021 Measurements	2020 Measurements
Amphetamines/Methamphetamines	1217.9 du; 284.2 lbs; 61.9 lts	821.2 du; 585.3 lbs; 82.3 lts
Barbiturates	483.0 du; 60.9 grams	47.5 du; 9.5 grams
Cocaine (All forms except Crack)	2.0 du; 15.8 lbs; 3.0 mls	6.2 lbs
Crack Cocaine	115.0 grams	147.5 grams
Hashish	88.0 du; 329.7 grams	322.0 du; 4.0 lbs
Heroin	174.1 du; 14.6 lbs; 7.5 lts	288.7 du; 19.0 lbs; 384.8 mls
LSD	1477.2 du; 24.6 grams	3695.0 du; 17.9 grams
Marijuana	5210.7 du; 6854.1 lbs; 1309.3 lts; 116 plants	4438.3 du; 2337.6 lbs; 276.8 lts; 143 plants
Morphine	147.0 du; 36.4 grams	27.0 du; 10.4 grams
Opium	3253.0 du; 450.7 grams	220.5 du; 7.4 grams
Other Depressants	3690.5 du; 323.8 grams	1277.5 du; 43.3 grams
Other Drugs	5941.0 du; 11.3 lbs; 148.3 mls	3852.5 du; 3.8 lbs; 152.1 mls
Other Hallucinogens	211.5 du; 18.0 lbs; 59.1 mls	68.0 du; 10.5 lbs; 17 plants
Other Narcotics	9721.4 du; 17.0 lbs; 366.3 mls	2304.8 du; 2.3 lbs; 60.0 mls
Other Stimulants	482.5 du; 128.8 grams; 29.6 mls	158.0 du; 67.2 grams
PCP	4.0 du	84.0 du; 0.0 grams
Unknown Drug Type	4763.3 du; 10.0 lbs; 391.2 mls	5567.5 du; 8.8 lbs; 34.0 mls

2021 Idaho Crimes Against Society

Drug Equipment Violations

- The unlawful manufacture, sale, purchase, possession, or transportation of equipment or devices utilized in preparing and/or using drugs or narcotics -
 This offense includes the operation of 'meth labs.' Seized materials used to produce any illegal controlled substance would be classified under drug equipment violation.

Drug Equipment Violations Count 5 Year Trend



Drug Equipment Violations	
Offenses Reported	12,214
Changes from 2020	6.05%
Rate per 100,000*	678.98
Total Arrests	2,341

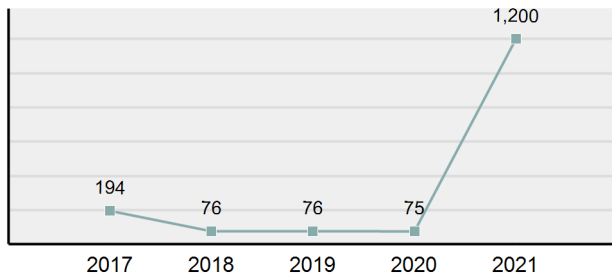
Arrestee Information

Race	Adult		Juvenile	
	Male	Female	Male	Female
White	1,267	588	86	54
Black	56	10	2	0
Indian	24	24	2	3
Asian	10	7	0	0
Unknown	129	72	3	4
Ethnicity				
Non-Hispanic	1,005	490	61	35
Hispanic	208	71	15	6
Unknown	273	140	17	20

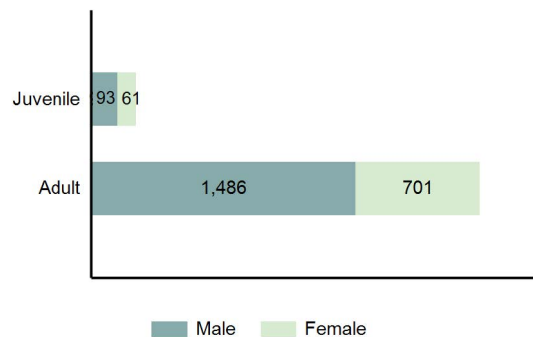
Type Of Criminal Activity

Activity	Distribution
Possessing/Concealing	80.44%
Using/Consuming	14.59%
Transporting/Transmitting/Importing	2.99%
Buying/Receiving	0.99%
Distributing/Selling	0.81%
Operating/Promoting/Assisting	0.08%
Cultivating/Manufacturing/Publishing	0.08%
Exploiting Children	0.01%

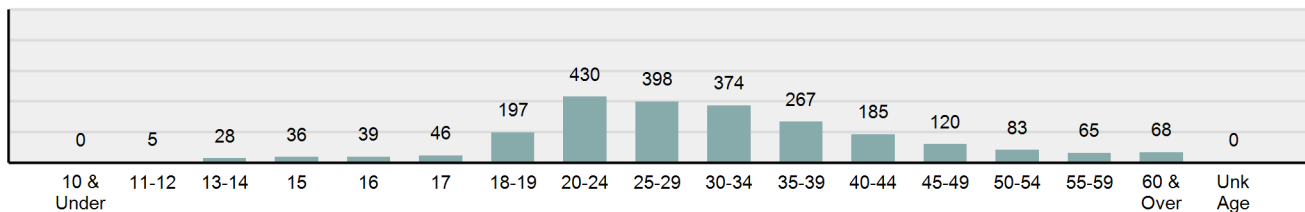
Estimated Seized Value (in \$ 1,000s)



Arrestee Age Distribution



Drug Equipment Violations Arrests By Age in 2021



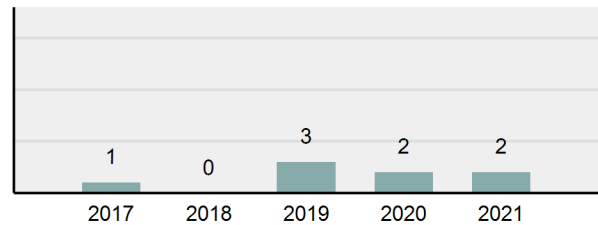
2021 Idaho Crimes Against Society

Gambling Offenses

- Unlawfully bet or wager money or something else of value; assist, promote, or operate a game of chance for money or some other stakes; possess or transmit wagering information; manufacture, sell, purchase, possess, or transport gambling equipment, devices, or goods; or tamper with the outcome of a sporting event or contest to gain a gambling advantage -

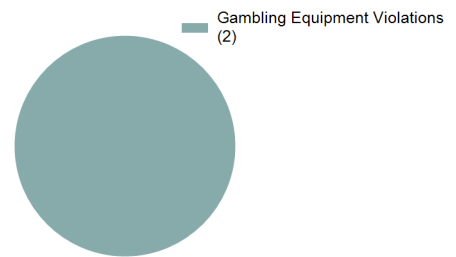
Gambling Offenses	
Offenses Reported	2
Changes from 2020	-
Rate per 100,000*	0.11
Total Arrests	0

Gambling Offenses Count 5 Year Trend



Race	Arrestee Information				
	Adult		Juvenile		
	Male	Female	Male	Female	
White	0	0	0	0	
Black	0	0	0	0	
Indian	0	0	0	0	
Asian	0	0	0	0	
Unknown	0	0	0	0	
Ethnicity					
	Non-Hispanic	0	0	0	0
	Hispanic	0	0	0	0
	Unknown	0	0	0	0

Gambling Offenses by Category



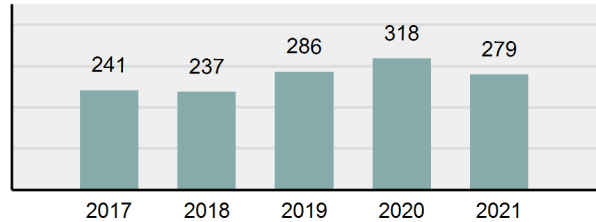
2021 Idaho Crimes Against Society

Pornography/Obscene Material

- The violation of laws or ordinances prohibiting the manufacturing, publishing, sale, purchase, or possession of sexually explicit material, i.e., literature, photographs, etc. -

Pornography/Obscene Material	
Offenses Reported	279
Changes from 2020	-12.26%
Rate per 100,000*	15.51
Total Arrests	34

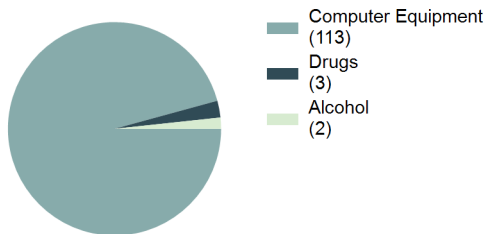
Pornography/Obscene Material Count 5 Year Trend



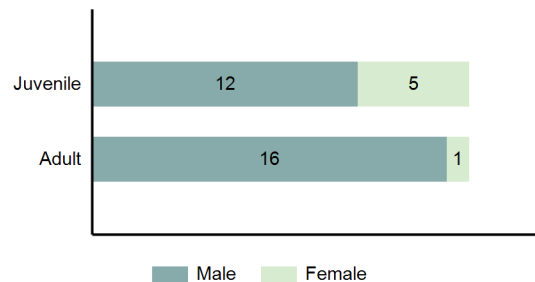
Race	Arrestee Information			
	Adult		Juvenile	
	Male	Female	Male	Female
White	15	1	9	3
Black	0	0	0	0
Indian	0	0	0	0
Asian	1	0	0	0
Unknown	0	0	3	2
Ethnicity				
Non-Hispanic	11	1	3	1
Hispanic	4	0	3	0
Unknown	1	0	6	4

Activity	Distribution
Possessing/Concealing	27.19%
Exploiting Children	25.15%
Distributing/Selling	24.27%
Cultivating/Manufacturing/Publishing	15.50%
Transporting/Transmitting/Importing	2.63%
Using/Consuming	2.63%
Buying/Receiving	1.75%
Operating/Promoting/Assisting	0.88%

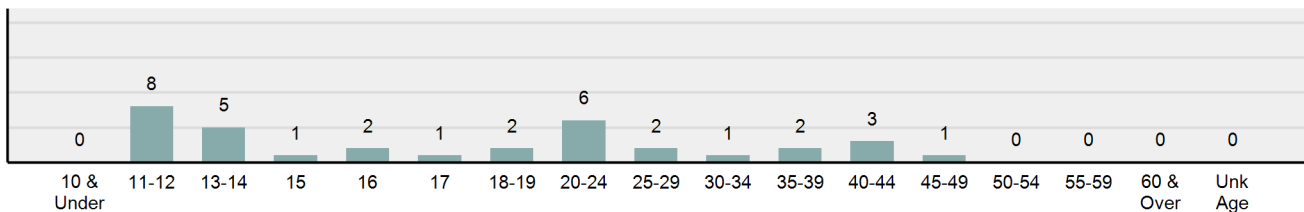
Pornography Offense by Category



Arrestee Age Distribution



Pornography/Obscene Material Arrests By Age in 2021



2021 Idaho Crimes Against Society

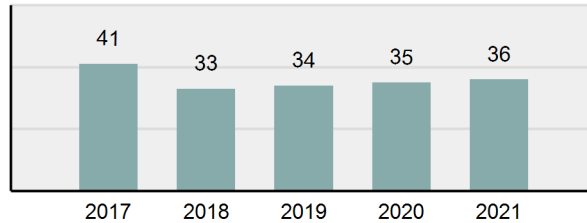
Prostitution Offenses

- To unlawfully engage in or promote sexual activities for profit -

These offenses are categorized under two types of criminal activity: 1) Prostitution, which is to unlawfully engage in sexual relations for profit. 2) Assisting/promoting prostitution, which is defined as to solicit customers or transport persons for prostitution purposes; to own, manage, or operate a dwelling or other establishment for the purpose of providing a place where prostitution is performed; or to otherwise assist or promote prostitution.

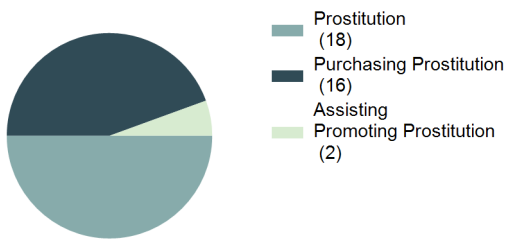
Prostitution Offenses	
Offenses Reported	36
Changes from 2020	2.86%
Rate per 100,000*	2.00
Total Arrests	16

Prostitution Offenses Count 5 Year Trend

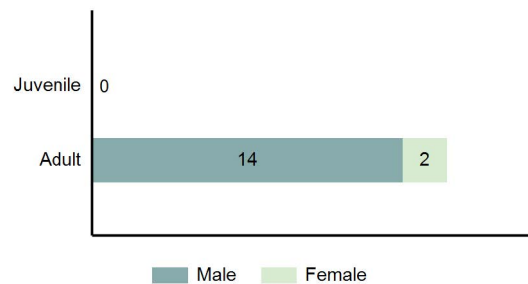


Race	Arrestee Information			
	Adult		Juvenile	
	Male	Female	Male	Female
White	13	2	0	0
Black	1	0	0	0
Indian	0	0	0	0
Asian	0	0	0	0
Unknown	0	0	0	0
Ethnicity				
Non-Hispanic	9	2	0	0
Hispanic	4	0	0	0
Unknown	1	0	0	0

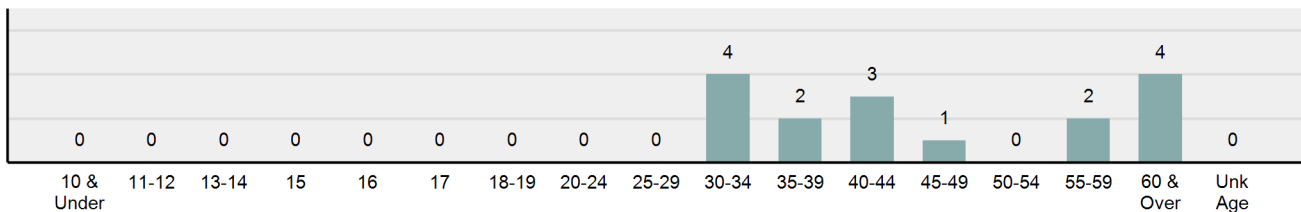
Prostitution Offenses by Category



Arrestee Age Distribution



Prostitution Offenses Arrests By Age in 2021



2021 Idaho Crimes Against Society

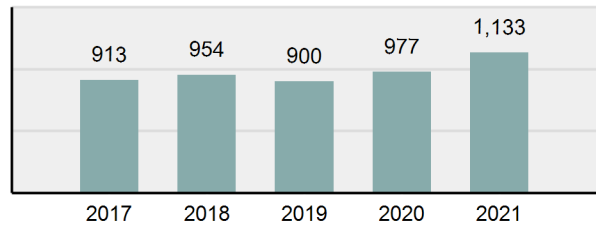
Weapons Law Violations

- The violation of laws or ordinances prohibiting the manufacturing, sale, purchase, transportation, possession, concealment, or use of firearms, cutting instruments, explosives, incendiary devices, or other deadly weapons -

Weapons Law Violations

Offenses Reported	1,133
Changes from 2020	15.97%
Rate per 100,000*	62.98
Total Arrests	326

Weapons Law Violations Count 5 Year Trend



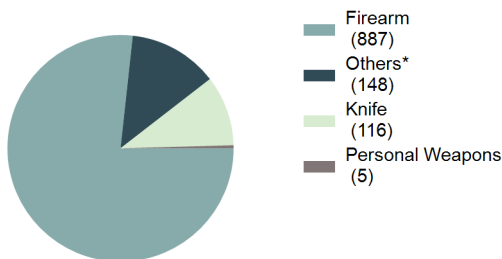
Arrestee Information

Race	Adult		Juvenile	
	Male	Female	Male	Female
White	203	16	55	11
Black	12	0	3	0
Indian	1	0	1	0
Asian	0	0	0	0
Unknown	21	0	3	0
Ethnicity				
Non-Hispanic	139	13	29	5
Hispanic	43	2	15	2
Unknown	55	1	18	4

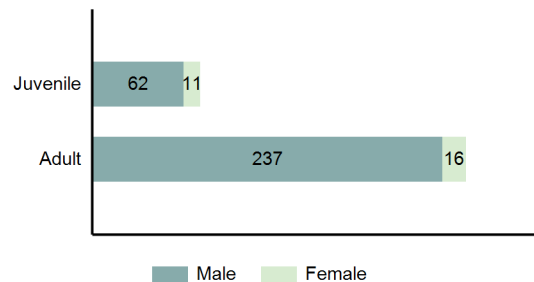
Type Of Criminal Activity

Activity	Distribution
Possessing/Concealing	71.43%
Using/Consuming	20.25%
Operating/Promoting/Assisting	5.38%
Transporting/Transmitting/Importing	1.01%
Distributing/Selling	0.92%
Buying/Receiving	0.76%
Cultivating/Manufacturing/Publishing	0.25%
Simple/Gross Neglect ((un)intentionally)	-

Type of Weapons Used

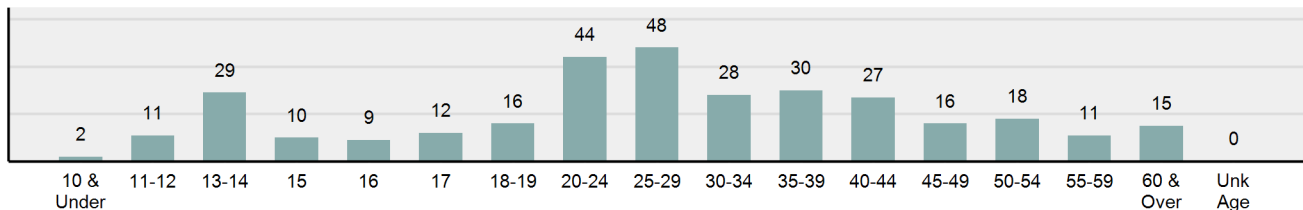


Arrestee Age Distribution



*Others: Blunt Object, Motor Vehicle, Poison, Explosives, Fire/Incendiary Device, Drugs/Narcotics/Sleeping Pills, Asphyxiation, Other

Weapons Law Violations Arrests By Age in 2021

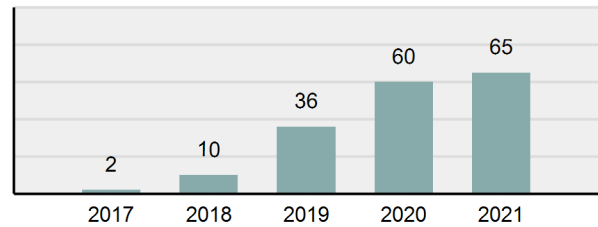


2021 Idaho Crimes Against Society

Animal Cruelty

- Committing cruelty to animals -

Animal Cruelty Count 5 Year Trend



Animal Cruelty	
Offenses Reported	65
Changes from 2020	8.33%
Rate per 100,000*	3.61
Total Arrests	15

Arrestee Information

Race	Adult		Juvenile	
	Male	Female	Male	Female
White	13	2	0	0
Black	0	0	0	0
Indian	0	0	0	0
Asian	0	0	0	0
Unknown	0	0	0	0
Ethnicity				
Non-Hispanic	10	1	0	0
Hispanic	0	0	0	0
Unknown	3	1	0	0

Type Of Criminal Activity

Activity	Distribution
Intentional Abuse and Torture (tormenting etc.)	47.69%
Simple/Gross Neglect ((un)intentionally)	44.62%
Animal Sexual Abuse (Bestiality)	4.62%
Organized Abuse (Dog Fighting and Cock Fighting)	3.08%
Exploiting Children	-
Operating/Promoting/Assisting	-
Possessing/Concealing	-
Buying/Receiving	-

Animal Cruelty Arrests By Age in 2021

