
Statewide Arrest



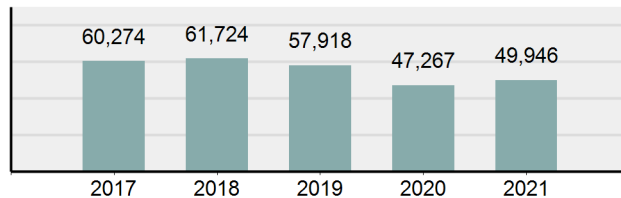
Meridian, ID. By anonymous.

Idaho Arrests in 2021

Statewide Arrests

Total Arrests	
Reported Arrests	49,946
Changes from 2020	5.67%
Rate per 100,000*	2,776.49

Total Arrests - 5 Year Trend

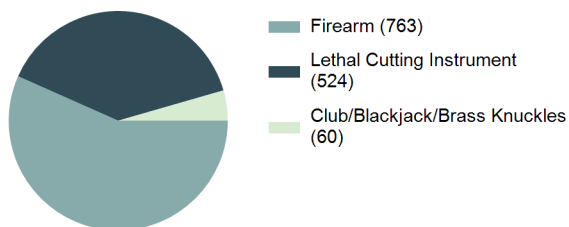


The term "arrest" is defined as a physical arrest, citation or served summons. This data represents the number of persons arrested, not on charges lodged; therefore, each reporting jurisdiction submits one set of arrest data for each person per single apprehension. One set of arrest data will clear single or multiple offenses in the same incident and/or multiple incidents. Arrests on warrants issued by another jurisdiction are reported by the originating agency, not the arresting agency.

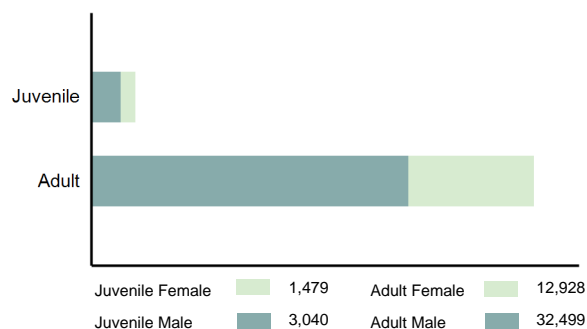
All persons arrested for the commission of a Group "A" or Group "B" crime are included in this count. Group "B" crime, which is only reported on the arrest level, encompasses offenses which are not under the Group "A" category. Excluded from this count are any traffic related arrests, with the exception of DUI, Hit and Run (of a person), and Vehicular Manslaughter.

Type Of Arrests	
On-View (without warrant)	19,172
Summoned/Cited	16,415
Taken into Custody (based on a warrant)	14,359

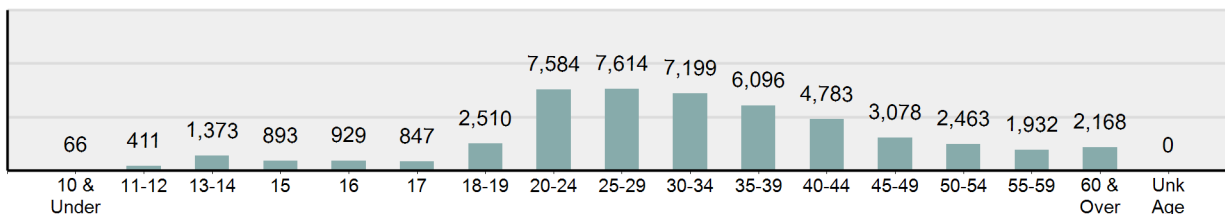
Weapons In Arrestees Possession



Arrest Types



Total Arrests by Age in 2021



*Population Base: 1,798,888

Idaho Arrests in 2021

Group "A" Arrests

Group "A" Arrests	2021 Reporting	% Adult Arrests	% Juvenile Arrests	Rate per 100,000 population *	2020 Reporting	Percent Change
Murder	27	92.59%	7.41%	2	24	12.50%
Negligent Manslaughter	5	100.00%	0.00%	0	7	-28.57%
Forcible Sex Offenses:						
Rape	88	85.23%	14.77%	5	89	-1.12%
Sodomy	13	38.46%	61.54%	1	12	8.33%
Sexual Assault w/Obj	20	80.00%	20.00%	1	13	53.85%
Fondling	180	72.22%	27.78%	10	174	3.45%
Aggravated Assault	1,482	92.38%	7.62%	82	1,571	-5.67%
Simple Assault	3,215	83.27%	16.73%	179	3,180	1.10%
Intimidation	282	87.59%	12.41%	16	289	-2.42%
Kidnapping	68	97.06%	2.94%	4	78	-12.82%
NonForcible Sex Offenses:						
Incest	2	100.00%	0.00%	0	1	100.00%
Statutory Rape	8	87.50%	12.50%	0	15	-46.67%
Human Trafficking, Commercial Sex Acts	0	0.00%	0.00%	0	0	0.00%
Human Trafficking, Involuntary Servitude	0	0.00%	0.00%	0	0	0.00%
Crimes Against Persons Total	5,390	85.79%	14.21%	299.63	5,453	-1.16%
Robbery	65	93.85%	6.15%	4	69	-5.80%
Burglary/Breaking and Entering	575	84.70%	15.30%	32	634	-9.31%
Larceny/Theft Offenses	2,116	81.95%	18.05%	118	2,711	-21.95%
Motor Vehicle Theft	178	66.29%	33.71%	10	156	14.10%
Arson	41	60.98%	39.02%	2	43	-4.65%
Destruction Of Property	723	70.12%	29.88%	40	769	-5.98%
Counterfeiting/Forgery	62	98.39%	1.61%	3	61	1.64%
Fraud Offenses	366	92.90%	7.10%	20	396	-7.58%
Embezzlement	30	96.67%	3.33%	2	25	20.00%
Extortion/Blackmail	1	100.00%	0.00%	0	4	-75.00%
Bribery	1	100.00%	0.00%	0	0	0.00%
Stolen Property Offenses	172	93.02%	6.98%	10	202	-14.85%
Crimes Against Property Total	4,330	81.39%	18.61%	240.7	5,070	-14.6%
Drug/Narcotic Violations	10,536	93.40%	6.60%	586	9,426	11.78%
Drug Equipment Violations	2,341	93.42%	6.58%	130	2,622	-10.72%
Gambling Offenses	0	0.00%	0.00%	0	0	0.00%
Pornography/Obscene Material	34	50.00%	50.00%	2	59	-42.37%
Prostitution Offenses	16	100.00%	0.00%	1	11	45.45%
Weapons Law Violations	326	77.61%	22.39%	18	282	15.60%
Animal Cruelty	15	100.00%	0.00%	1	10	50.00%
Crime Against Society Total	13,268	92.92%	7.08%	737.57	12,410	6.91%
Total Group "A" Arrests	22,988	89.08%	10.92%	1277.9	22,933	0.24%

Group "B" Arrests

Group "B" Arrests	2021 Reporting	% Adult Arrests	% Juvenile Arrests	Rate per 100,000 population *	2020 Reporting	Percent Change
Bad Checks	19	100.00%	0.00%	1	23	-17.39%
Curfew/Loitering/Vagrancy Violations	102	4.90%	95.10%	6	96	6.25%
Disorderly Conduct	1,462	84.61%	15.39%	81	1,526	-4.19%
DUI	7,401	98.74%	1.26%	411	6,919	6.97%
Drunkenness	217	98.16%	1.84%	12	193	12.44%
Family Offenses, Nonviolent	505	97.62%	2.38%	28	517	-2.32%
Liquor Law Violations	1,016	84.06%	15.94%	56	948	7.17%
Peeping Tom	0	0.00%	0.00%	0	2	-100.00%
Trespass of Real Property	677	96.16%	3.84%	38	722	-6.23%
All Other Offenses	15,559	91.07%	8.93%	865	13,388	16.22%
Total Group "B" Arrests	26,958	92.55%	7.45%	1498.59	24,334	10.78%

Idaho Arrests in 2021

Weapons in Possession of Arrestees

Offense	Handgun	Firearm	Rifle	Shotgun	Lethal Cutting Instrument	Club/Blackjack/Brass Knuckles	Total
Murder	5	0	0	0	0	0	5
Rape	0	0	0	0	1	0	1
Aggravated Assault	61	11	10	1	90	22	195
Simple Assault	9	3	1	0	16	3	32
Intimidation	2	3	0	0	6	1	12
Kidnapping	1	0	0	0	4	1	6
Statutory Rape	0	1	0	0	0	0	1
Robbery	2	1	0	0	2	1	6
Burglary/B&E	3	6	0	0	7	1	17
Larceny/Theft Offenses	12	1	1	1	19	0	34
Motor Vehicle Theft	4	0	0	0	3	0	7
Arson	0	0	0	0	1	0	1
Destruction Of Property	3	2	0	0	9	3	17
Counterfeiting/Forgery	0	1	0	0	1	0	2
Fraud Offenses	2	0	0	1	3	1	7
Stolen Property Offenses	11	0	0	1	4	1	17
Drug/Narcotic Violations	201	28	14	6	144	10	403
Drug Equipment Violations	16	10	0	3	34	3	66
Weapons Law Violations	105	20	7	6	26	3	167
Animal Cruelty	1	0	0	0	0	0	1
Curfew	0	0	0	0	1	0	1
Disorderly Conduct	0	1	0	4	9	0	14
DUI	125	5	5	2	49	1	187
Drunkenness	0	0	0	0	1	0	1
Liquor Law Violations	1	2	0	0	5	0	8
Trespass of Real Property	1	0	0	0	4	1	6
All Other Offenses	25	8	4	3	85	8	133
Total	590	103	42	28	524	60	1,347

Jurisdictional Residency of Arrestees

This information identifies if arrestee resides within the locality where the crime was committed.

Offense Against	Resident	Nonresident	Unknown
Person	4,227	1,001	162
Property	2,708	1,453	169
Society	7,121	5,297	850
Group B	16,762	8,867	1,329
Total	30,818	16,618	2,510
Percentage of Total Arrests	61.7%	33.27%	5.03%

Idaho Arrests in 2021

Arrestees By Race & Ethnicity

Offense	White	Black / African American	American Indian / Alaska Native	Asian	Unk	Hispanic / Latino	Not Hispanic / Latino	Unk
Murder	19	5	2	0	1	3	20	4
Negligent Manslaughter	5	0	0	0	0	0	5	0
Rape	74	6	2	3	3	11	64	13
Sodomy	12	1	0	0	0	1	9	3
Sexual Assault w/Obj	16	2	0	0	2	0	16	4
Fondling	163	4	6	0	7	23	126	31
Aggravated Assault	1,304	73	37	22	46	273	1,045	164
Simple Assault	2,902	130	67	29	87	444	2,176	595
Intimidation	257	10	6	1	8	32	211	39
Kidnapping	62	2	1	0	3	21	39	8
Incest	2	0	0	0	0	0	2	0
Statutory Rape	8	0	0	0	0	1	4	3
Human Trafficking, Commercial Sex Acts	0	0	0	0	0	0	0	0
Human Trafficking, Involuntary Servitude	0	0	0	0	0	0	0	0
Robbery	54	6	2	1	2	9	50	6
Burglary/Breaking and Entering	510	20	24	4	17	78	402	95
Larceny/Theft Offenses	1,922	58	66	13	57	240	1,518	358
Motor Vehicle Theft	156	5	8	1	8	22	126	30
Arson	41	0	0	0	0	5	29	7
Destruction Of Property	661	18	15	6	23	104	461	158
Counterfeiting/Forgery	48	9	2	0	3	6	52	4
Fraud Offenses	317	19	2	7	21	60	276	30
Embezzlement	29	0	0	1	0	3	25	2
Extortion/Blackmail	0	0	0	0	1	0	0	1
Bribery	1	0	0	0	0	0	1	0
Stolen Property Offenses	146	5	8	1	12	22	123	27
Drug/Narcotic Violations	8,609	320	193	76	1,338	1,460	6,885	2,191
Drug Equipment Violations	1,995	68	53	17	208	300	1,591	450
Gambling Offenses	0	0	0	0	0	0	0	0
Pornography/Obscene Material	28	0	0	1	5	7	16	11
Prostitution Offenses	15	1	0	0	0	4	11	1
Weapons Law Violations	285	15	2	0	24	62	186	78
Animal Cruelty	15	0	0	0	0	0	11	4
Bad Checks	18	0	1	0	0	1	17	1
Curfew/Loitering/Vagrancy Violations	72	6	4	2	18	6	56	40
Disorderly Conduct	1,287	46	61	12	56	218	846	398
DUI	6,013	167	165	61	995	1,042	4,336	2,023
Drunkenness	164	11	32	2	8	33	169	15
Family Offenses, Nonviolent	471	13	7	5	9	82	329	94
Liquor Law Violations	788	23	28	9	168	115	464	437
Peeping Tom	0	0	0	0	0	0	0	0
Trespass of Real Property	605	23	19	9	21	71	499	107
All Other Offenses	13,676	477	603	100	703	1,969	11,033	2,557
Total	42,750	1,543	1,416	383	3,854	6,728	33,229	9,989

Idaho Arrests in 2021

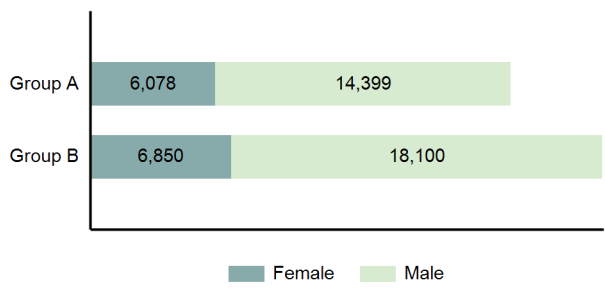
Adult Arrests

Adult Arrests by Gender

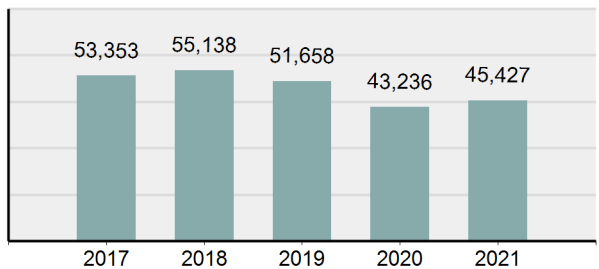
Offense Description	Male	Female
Murder	23	2
Negligent Manslaughter	3	2
Rape	74	1
Sodomy	5	0
Sexual Assault w/Obj	16	0
Fondling	122	8
Aggravated Assault	1,123	246
Simple Assault	1,901	776
Intimidation	220	27
Kidnapping	58	8
Incest	2	0
Statutory Rape	6	1
Human Trafficking	0	0
Robbery	50	11
Burglary/Breaking and Entering	347	140
Larceny/Theft Offenses	1,006	728
Motor Vehicle Theft	90	28
Arson	23	2
Destruction Of Property	416	91
Counterfeiting/Forgery	40	21
Fraud Offenses	166	174
Embezzlement	16	13
Extortion/Blackmail	1	0
Bribery	0	1
Stolen Property Offenses	121	39
Drug/Narcotic Violations	6,804	3,037
Drug Equipment Violations	1,486	701
Gambling Offenses	0	0
Pornography/Obscene Material	16	1
Prostitution Offenses	14	2
Weapons Law Violations	237	16
Animal Cruelty	13	2
Bad Checks	6	13
Curfew/Loitering/Vagrancy Violations	4	1
Disorderly Conduct	959	278
DUI	5,365	1,943
Drunkenness	168	45
Family Offenses, Nonviolent	327	166
Liquor Law Violations	622	232
Peeping Tom	0	0
Trespass of Real Property	474	177
All Other Offenses	10,175	3,995
Total	32,499	12,928

Total Adult Arrests	
Reported Adult Arrests	45,427
Change from 2020	5.07%

Adult Arrests by Category



Total Adult Arrests 5 Year Trend



Idaho Arrests in 2021

Adult Arrests By Age

Offense	18-19	20-24	25-29	30-34	35-39	40-44	45-49	50-54	55-59	60 & Over	Total
Murder	1	8	4	3	3	2	0	1	2	1	25
Negligent Manslaughter	0	0	1	1	0	0	0	1	0	2	5
Rape	13	17	13	10	10	5	3	2	2	0	75
Sodomy	0	1	1	1	1	0	1	0	0	0	5
Sexual Assault w/Obj	2	0	0	4	2	4	0	1	1	2	16
Fondling	18	16	13	13	17	9	12	3	11	18	130
Aggravated Assault	43	220	225	220	211	141	101	86	51	71	1,369
Simple Assault	112	398	417	423	417	305	209	153	107	136	2,677
Intimidation	6	34	31	41	42	29	26	15	6	17	247
Kidnapping	5	9	14	17	7	4	4	1	2	3	66
Incest	2	0	0	0	0	0	0	0	0	0	2
Statutory Rape	0	5	1	0	0	1	0	0	0	0	7
Human Trafficking	0	0	0	0	0	0	0	0	0	0	0
Robbery	9	15	17	7	4	3	1	3	1	1	61
Burglary/Breaking and Entering	31	70	95	89	70	61	26	22	9	14	487
Larceny/Theft Offenses	123	261	262	290	255	182	127	93	65	76	1,734
Motor Vehicle Theft	13	18	23	22	23	8	5	4	1	1	118
Arson	1	5	5	2	5	3	0	0	2	2	25
Destruction Of Property	39	91	99	65	73	52	31	21	21	15	507
Counterfeiting/Forgery	2	6	16	15	10	3	5	2	1	1	61
Fraud Offenses	21	54	63	52	46	43	16	16	16	13	340
Embezzlement	8	5	5	5	1	3	0	2	0	0	29
Extortion/Blackmail	1	0	0	0	0	0	0	0	0	0	1
Bribery	1	0	0	0	0	0	0	0	0	0	1
Stolen Property Offenses	11	18	35	34	22	16	9	4	6	5	160
Drug/Narcotic Violations	766	1,755	1,692	1,538	1,241	1,032	621	494	372	330	9,841
Drug Equipment Violations	197	430	398	374	267	185	120	83	65	68	2,187
Gambling Offenses	0	0	0	0	0	0	0	0	0	0	0
Pornography/Obscene Material	2	6	2	1	2	3	1	0	0	0	17
Prostitution Offenses	0	0	0	4	2	3	1	0	2	4	16
Weapons Law Violations	16	44	48	28	30	27	16	18	11	15	253
Animal Cruelty	0	2	1	2	4	0	2	0	2	2	15
Bad Checks	0	1	2	2	6	2	1	2	2	1	19
Curfew/Loitering/Vagrancy Violations	2	0	0	2	0	1	0	0	0	0	5
Disorderly Conduct	44	218	177	173	141	139	84	82	90	89	1,237
DUI	238	1,253	1,231	1,058	877	740	506	466	427	512	7,308
Drunkenness	7	30	37	34	30	27	12	8	13	15	213
Family Offenses, Nonviolent	14	64	72	101	85	64	33	28	10	22	493
Liquor Law Violations	188	200	83	70	64	49	48	46	45	61	854
Peeping Tom	0	0	0	0	0	0	0	0	0	0	0
Trespass of Real Property	16	74	70	85	95	83	56	52	40	80	651
All Other Offenses	558	2,256	2,461	2,413	2,033	1,554	1,001	754	549	591	14,170
Total	2,510	7,584	7,614	7,199	6,096	4,783	3,078	2,463	1,932	2,168	45,427

Idaho Arrests in 2021

Juvenile Arrests

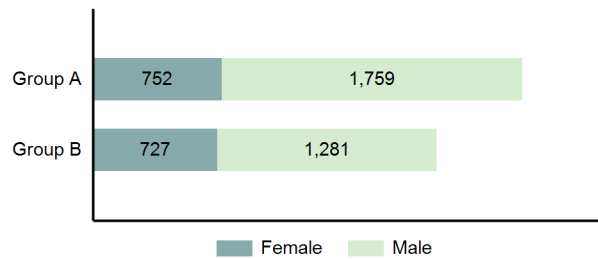
Juvenile Arrests by Gender

Offense Description	Male	Female
Murder	2	0
Negligent Manslaughter	0	0
Rape	13	0
Sodomy	5	3
Sexual Assault w/Obj	4	0
Fondling	48	2
Aggravated Assault	88	25
Simple Assault	351	187
Intimidation	33	2
Kidnapping	2	0
Incest	0	0
Statutory Rape	1	0
Human Trafficking	0	0
Robbery	4	0
Burglary/Breaking and Entering	65	23
Larceny/Theft Offenses	252	130
Motor Vehicle Theft	48	12
Arson	14	2
Destruction Of Property	176	40
Counterfeiting/Forgery	0	1
Fraud Offenses	15	11
Embezzlement	1	0
Extortion/Blackmail	0	0
Bribery	0	0
Stolen Property Offenses	11	1
Drug/Narcotic Violations	459	236
Drug Equipment Violations	93	61
Gambling Offenses	0	0
Pornography/Obscene Material	12	5
Prostitution Offenses	0	0
Weapons Law Violations	62	11
Animal Cruelty	0	0
Bad Checks	0	0
Curfew/Loitering/Vagrancy Violations	59	38
Disorderly Conduct	167	58
DUI	58	35
Drunkenness	2	2
Family Offenses, Nonviolent	10	2
Liquor Law Violations	89	73
Peeping Tom	0	0
Trespass of Real Property	20	6
All Other Offenses	876	513
Total	3,040	1,479

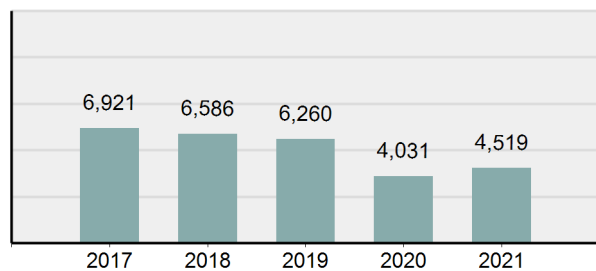
Total Juvenile Arrests	
Reported Juvenile Arrests	4,519
Change from 2020	12.11%

Under the UCR guidelines, a juvenile is counted as "arrested" when the circumstances are such that if the juvenile were an adult, an arrest would have been reported. Any situation involving a juvenile, in lieu of an actual arrest, is summoned, cited, or notified to appear before a juvenile court or similar authority for a violation of the law, is reported as an arrest.

Juvenile Arrests by Category



Total Juvenile Arrests 5 Year Trend



Idaho Arrests in 2021

Juvenile Arrests By Age

Offense	10 & Under	11-12	13-14	15	16	17	Total
Murder	0	0	1	0	1	0	2
Negligent Manslaughter	0	0	0	0	0	0	0
Rape	0	0	4	1	3	5	13
Sodomy	0	0	5	3	0	0	8
Sexual Assault w/Obj	0	0	1	0	0	3	4
Fondling	0	4	15	6	14	11	50
Aggravated Assault	7	20	30	15	23	18	113
Simple Assault	19	75	221	86	86	51	538
Intimidation	1	7	13	6	5	3	35
Kidnapping	0	0	1	0	1	0	2
Incest	0	0	0	0	0	0	0
Statutory Rape	0	0	1	0	0	0	1
Human Trafficking	0	0	0	0	0	0	0
Robbery	0	0	1	1	2	0	4
Burglary/Breaking and Entering	0	4	33	16	21	14	88
Larceny/Theft Offenses	12	47	131	83	58	51	382
Motor Vehicle Theft	0	0	24	15	13	8	60
Arson	3	2	9	2	0	0	16
Destruction Of Property	6	24	93	41	19	33	216
Counterfeiting/Forgery	0	0	0	0	0	1	1
Fraud Offenses	0	3	5	6	6	6	26
Embezzlement	0	0	0	1	0	0	1
Extortion/Blackmail	0	0	0	0	0	0	0
Bribery	0	0	0	0	0	0	0
Stolen Property Offenses	0	0	5	1	3	3	12
Drug/Narcotic Violations	4	27	122	134	202	206	695
Drug Equipment Violations	0	5	28	36	39	46	154
Gambling Offenses	0	0	0	0	0	0	0
Pornography/Obscene Material	0	8	5	1	2	1	17
Prostitution Offenses	0	0	0	0	0	0	0
Weapons Law Violations	2	11	29	10	9	12	73
Animal Cruelty	0	0	0	0	0	0	0
Bad Checks	0	0	0	0	0	0	0
Curfew/Loitering/Vagrancy Violations	0	5	22	22	30	18	97
Disorderly Conduct	2	33	95	33	34	28	225
DUI	0	0	4	7	24	58	93
Drunkenness	0	0	0	2	0	2	4
Family Offenses, Nonviolent	0	1	1	4	1	5	12
Liquor Law Violations	0	4	26	21	55	56	162
Peeping Tom	0	0	0	0	0	0	0
Trespass of Real Property	0	1	7	5	11	2	26
All Other Offenses	10	130	441	335	267	206	1,389
Total	66	411	1,373	893	929	847	4,519

Idaho Arrests in 2021

Adult/Juvenile Arrests - 5 Year Trend

Offense	2017		2018		2019		2020		2021	
	Adult	Juvenile	Adult	Juvenile	Adult	Juvenile	Adult	Juvenile	Adult	Juvenile
Murder	19	0	15	2	13	3	23	1	25	2
Negligent Manslaughter	4	1	1	0	1	0	7	0	5	0
Rape	79	44	89	23	87	24	68	21	75	13
Sodomy	5	11	8	10	5	10	6	6	5	8
Sexual Assault w/Obj	8	12	8	13	25	9	11	2	16	4
Fondling	128	65	136	64	138	80	130	44	130	50
Aggravated Assault	1,288	122	1,306	127	1,390	131	1,465	106	1,369	113
Simple Assault	3,950	795	3,923	773	3,191	725	2,753	427	2,677	538
Intimidation	255	50	251	70	265	67	263	26	247	35
Kidnapping	51	0	59	3	51	3	76	2	66	2
Incest	4	1	8	0	4	1	1	0	2	0
Statutory Rape	18	2	25	1	19	4	15	0	7	1
Human Trafficking, Commercial Sex Acts	0	0	0	0	0	0	0	0	0	0
Human Trafficking, Involuntary Servitude	0	0	0	0	0	0	0	0	0	0
Robbery	55	21	82	21	61	13	62	7	61	4
Burglary/Breaking and Entering	719	216	702	160	562	131	518	116	487	88
Larceny/Theft Offenses	3,504	1,063	3,345	834	2,982	717	2,267	444	1,734	382
Motor Vehicle Theft	157	83	134	52	134	52	117	39	118	60
Arson	28	25	28	29	12	39	30	13	25	16
Destruction Of Property	601	305	563	272	505	278	573	196	507	216
Counterfeiting/Forgery	143	4	111	5	85	3	61	0	61	1
Fraud Offenses	274	35	290	30	253	31	363	33	340	26
Embezzlement	37	3	36	7	26	6	24	1	29	1
Extortion/Blackmail	3	0	4	1	3	0	3	1	1	0
Bribery	0	0	0	0	0	0	0	0	1	0
Stolen Property Offenses	210	22	207	16	145	14	189	13	160	12
Drug/Narcotic Violations	9,655	1,071	10,385	1,066	9,854	958	8,856	570	9,841	695
Drug Equipment Violations	2,829	383	2,963	312	2,691	224	2,445	177	2,187	154
Gambling Offenses	0	0	0	0	0	0	0	0	0	0
Pornography/Obscene Material	22	40	26	30	43	31	40	19	17	17
Prostitution Offenses	17	0	10	1	13	0	11	0	16	0
Weapons Law Violations	209	111	212	102	195	98	241	41	253	73
Animal Cruelty	1	0	1	0	5	1	6	4	15	0
Bad Checks	39	1	36	1	41	0	23	0	19	0
Curfew/Loitering/Vagrancy Violations	14	140	13	112	12	98	6	90	5	97
Disorderly Conduct	1,492	250	1,284	179	1,249	276	1,362	164	1,237	225
DUI	7,265	62	7,830	100	8,002	82	6,827	92	7,308	93
Drunkenness	207	26	257	22	307	7	191	2	213	4
Family Offenses, Nonviolent	589	20	682	8	582	14	511	6	493	12
Liquor Law Violations	976	224	868	235	1,011	223	783	165	854	162
Peeping Tom	1	0	1	0	12	0	2	0	0	0
Trespass of Real Property	813	91	775	83	625	84	666	56	651	26
All Other Offenses	17,684	1,622	18,464	1,822	17,059	1,823	12,241	1,147	14,170	1,389
Total	53,353	6,921	55,138	6,586	51,658	6,260	43,236	4,031	45,427	4,519
Total Arrests	60,274		61,724		57,918		47,267		49,946	