

Agency 2022 Crime Report

OROFINO Police Department

Population: 3,310
County: Clearwater

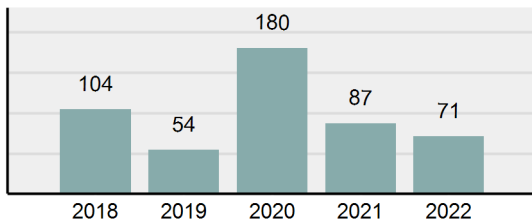
Offense Overview

- Offense total 71
- % change from 2021 -18.39%
- # of cleared offenses 17
- Percent cleared 23.94%
- Group "A" crime rate per 100,000 population 2,145.02
- Summary-based reporting crime rate per 100,000 populated is calculated for other state crime comparisons only 906.34

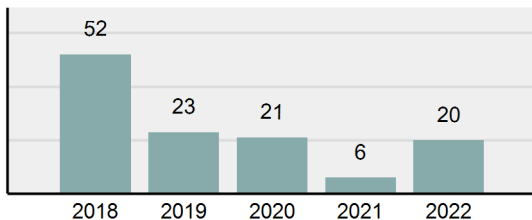
Arrest Overview

- Arrest total 20
- % change from 2021 233.33%
- Adult arrest total 19
- Juvenile arrest total 1
- Arrest rate per 100,000 population 604.23

Total Offenses - 5 year trend



Total Arrests - 5 year trend



Group "A" Offenses	Offenses		Arrests	
	# Reported	# Cleared	Adult	Juvenile
Murder	0	0	0	0
Negligent Manslaughter	0	0	0	0
Rape	0	0	0	0
Sodomy	0	0	0	0
Sexual Assault w/Obj	0	0	0	0
Fondling	1	0	0	0
Aggravated Assault	11	6	6	0
Simple Assault	9	2	1	0
Intimidation	2	0	0	0
Kidnapping	0	0	0	0
Incest	0	0	0	0
Statutory Rape	0	0	0	0
Human Trafficking, Commercial Sex Acts	0	0	0	0
Human Trafficking, Involuntary Servitude	0	0	0	0
Robbery	1	0	0	0
Burglary/Breaking and Entering	5	1	1	0
Larceny/Theft Offenses	13	0	0	0
Motor Vehicle Theft	0	0	0	0
Arson	0	0	0	0
Destruction Of Property	17	0	0	0
Counterfeiting/Forgery	0	0	0	0
Fraud Offenses	2	0	0	0
Embezzlement	0	0	0	0
Extortion/Blackmail	0	0	0	0
Bribery	0	0	0	0
Stolen Property Offenses	1	1	0	0
Drug/Narcotic Violations	5	3	1	1
Drug Equipment Violations	4	4	1	0
Gambling Offenses	0	0	0	0
Pornography/Obscene Material	0	0	0	0
Prostitution Offenses	0	0	0	0
Weapons Law Violations	0	0	0	0
Animal Cruelty	0	0	0	0
Total Group "A"	71	17	10	1

Group "B" Arrests	Arrests	
	Adult	Juvenile
Curfew/Loitering/Vagrancy Violations	0	0
Disorderly Conduct	0	0
DUI	8	0
Family Offenses, Nonviolent	0	0
Liquor Law Violations	0	0
Trespass of Real Property	0	0
All Other Offenses	1	0
Total Group "B"	9	0

Agency 2022 Crime Report

CLEARWATER County Sheriff's Office

Population: 5,654
County: Clearwater

Offense Overview

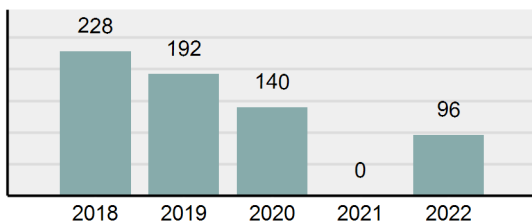
- Offense total 96
- % change from 2021 -
- # of cleared offenses 30
- Percent cleared 31.25%
- Group "A" crime rate per 100,000 population 1,697.91
- Summary-based reporting crime rate per 100,000 populated is calculated for other state crime comparisons only 371.42

Arrest Overview

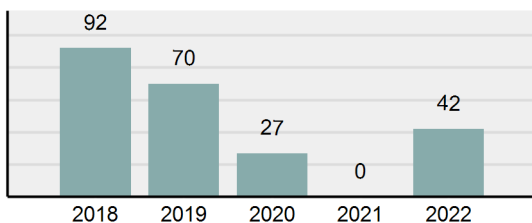
- Arrest total 42
- % change from 2021 -
- Adult arrest total 42
- Juvenile arrest total 0
- Arrest rate per 100,000 population 742.84

Group "A" Offenses	Offenses		Arrests	
	# Reported	# Cleared	Adult	Juvenile
Murder	1	1	1	0
Negligent Manslaughter	0	0	0	0
Rape	1	0	0	0
Sodomy	0	0	0	0
Sexual Assault w/Obj	0	0	0	0
Fondling	0	0	0	0
Aggravated Assault	8	4	3	0
Simple Assault	19	5	5	0
Intimidation	5	0	0	0
Kidnapping	0	0	0	0
Incest	0	0	0	0
Statutory Rape	0	0	0	0
Human Trafficking, Commercial Sex Acts	0	0	0	0
Human Trafficking, Involuntary Servitude	0	0	0	0
Robbery	0	0	0	0
Burglary/Breaking and Entering	2	0	0	0
Larceny/Theft Offenses	8	1	1	0
Motor Vehicle Theft	0	0	0	0
Arson	1	0	0	0
Destruction Of Property	13	3	2	0
Counterfeiting/Forgery	1	1	1	0
Fraud Offenses	1	0	0	0
Embezzlement	0	0	0	0
Extortion/Blackmail	0	0	0	0
Bribery	0	0	0	0
Stolen Property Offenses	2	2	1	0
Drug/Narcotic Violations	20	8	8	0
Drug Equipment Violations	13	4	2	0
Gambling Offenses	0	0	0	0
Pornography/Obscene Material	0	0	0	0
Prostitution Offenses	0	0	0	0
Weapons Law Violations	1	1	1	0
Animal Cruelty	0	0	0	0
Total Group "A"	96	30	25	0

Total Offenses - 5 year trend



Total Arrests - 5 year trend



Group "B" Arrests	Arrests	
	Adult	Juvenile
Curfew/Loitering/Vagrancy Violations	0	0
Disorderly Conduct	0	0
DUI	7	0
Family Offenses, Nonviolent	0	0
Liquor Law Violations	0	0
Trespass of Real Property	0	0
All Other Offenses	10	0
Total Group "B"	17	0

Agency 2022 Crime Report



Clearwater County Total

Population: 8,964
County: Clearwater

Offense Overview

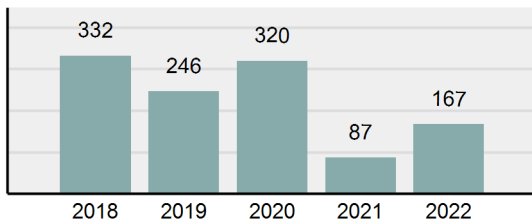
- Offense total 167
- % change from 2021 **91.95%**
- # of cleared offenses 47
- Percent cleared 28.14%
- Group "A" crime rate per 100,000 population 1,863.01
- Summary-based reporting crime rate per 100,000 populated is calculated for other state crime comparisons only 568.94

Arrest Overview

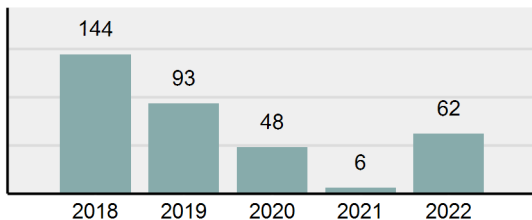
- Arrest total 62
- % change from 2021 **933.33%**
- Adult arrest total 61
- Juvenile arrest total 1
- Arrest rate per 100,000 population 691.66

Group "A" Offenses	Offenses		Arrests	
	# Reported	# Cleared	Adult	Juvenile
Murder	1	1	1	0
Negligent Manslaughter	0	0	0	0
Rape	1	0	0	0
Sodomy	0	0	0	0
Sexual Assault w/Obj	0	0	0	0
Fondling	1	0	0	0
Aggravated Assault	19	10	9	0
Simple Assault	28	7	6	0
Intimidation	7	0	0	0
Kidnapping	0	0	0	0
Incest	0	0	0	0
Statutory Rape	0	0	0	0
Human Trafficking, Commercial Sex Acts	0	0	0	0
Human Trafficking, Involuntary Servitude	0	0	0	0
Robbery	1	0	0	0
Burglary/Breaking and Entering	7	1	1	0
Larceny/Theft Offenses	21	1	1	0
Motor Vehicle Theft	0	0	0	0
Arson	1	0	0	0
Destruction Of Property	30	3	2	0
Counterfeiting/Forgery	1	1	1	0
Fraud Offenses	3	0	0	0
Embezzlement	0	0	0	0
Extortion/Blackmail	0	0	0	0
Bribery	0	0	0	0
Stolen Property Offenses	3	3	1	0
Drug/Narcotic Violations	25	11	9	1
Drug Equipment Violations	17	8	3	0
Gambling Offenses	0	0	0	0
Pornography/Obscene Material	0	0	0	0
Prostitution Offenses	0	0	0	0
Weapons Law Violations	1	1	1	0
Animal Cruelty	0	0	0	0
Total Group "A"	167	47	35	1

Total Offenses - 5 year trend



Total Arrests - 5 year trend



Group "B" Arrests	Arrests	
	Adult	Juvenile
Curfew/Loitering/Vagrancy Violations	0	0
Disorderly Conduct	0	0
DUI	15	0
Family Offenses, Nonviolent	0	0
Liquor Law Violations	0	0
Trespass of Real Property	0	0
All Other Offenses	11	0
Total Group "B"	26	0