

Agency 2022 Crime Report

PRESTON Police Department

Population: 5,932
County: Franklin

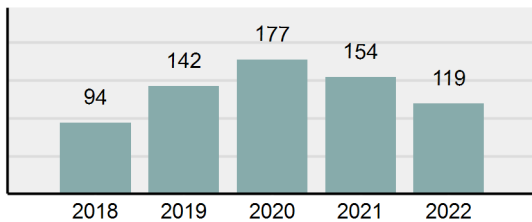
Offense Overview

- Offense total 119
- % change from 2021 -22.73%
- # of cleared offenses 11
- Percent cleared 9.24%
- Group "A" crime rate per 100,000 population 2,006.07
- Summary-based reporting crime rate per 100,000 populated is calculated for other state crime comparisons only 724.88

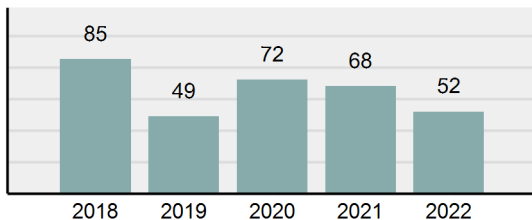
Arrest Overview

- Arrest total 52
- % change from 2021 -23.53%
- Adult arrest total 40
- Juvenile arrest total 12
- Arrest rate per 100,000 population 876.60

Total Offenses - 5 year trend



Total Arrests - 5 year trend



Group "A" Offenses	Offenses		Arrests	
	# Reported	# Cleared	Adult	Juvenile
Murder	0	0	0	0
Negligent Manslaughter	0	0	0	0
Rape	2	0	0	0
Sodomy	0	0	0	0
Sexual Assault w/Obj	0	0	0	0
Fondling	6	1	1	0
Aggravated Assault	5	2	3	0
Simple Assault	13	1	1	0
Intimidation	3	0	0	0
Kidnapping	1	1	0	0
Incest	0	0	0	0
Statutory Rape	0	0	0	0
Human Trafficking, Commercial Sex Acts	0	0	0	0
Human Trafficking, Involuntary Servitude	0	0	0	0
Robbery	1	0	0	0
Burglary/Breaking and Entering	0	0	0	0
Larceny/Theft Offenses	33	1	1	0
Motor Vehicle Theft	2	1	1	0
Arson	0	0	0	0
Destruction Of Property	16	2	0	5
Counterfeiting/Forgery	4	0	0	0
Fraud Offenses	8	0	0	0
Embezzlement	0	0	0	0
Extortion/Blackmail	0	0	0	0
Bribery	0	0	0	0
Stolen Property Offenses	0	0	0	0
Drug/Narcotic Violations	13	1	0	1
Drug Equipment Violations	11	1	0	1
Gambling Offenses	0	0	0	0
Pornography/Obscene Material	1	0	0	0
Prostitution Offenses	0	0	0	0
Weapons Law Violations	0	0	0	0
Animal Cruelty	0	0	0	0
Total Group "A"	119	11	7	7

Group "B" Arrests	Arrests	
	Adult	Juvenile
Curfew/Loitering/Vagrancy Violations	0	1
Disorderly Conduct	3	0
DUI	7	0
Family Offenses, Nonviolent	0	0
Liquor Law Violations	0	0
Trespass of Real Property	3	0
All Other Offenses	20	4
Total Group "B"	33	5

Agency 2022 Crime Report

FRANKLIN County Sheriff's Office

Population: 9,013
County: Franklin

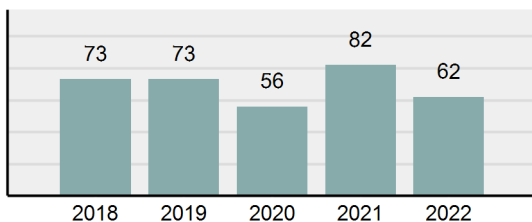
Offense Overview

- Offense total 62
- % change from 2021 -24.39%
- # of cleared offenses 30
- Percent cleared 48.39%
- Group "A" crime rate per 100,000 population 687.90
- Summary-based reporting crime rate per 100,000 populated is calculated for other state crime comparisons only 144.24

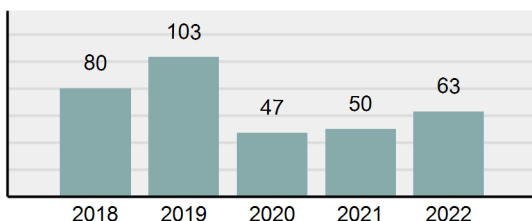
Arrest Overview

- Arrest total 63
- % change from 2021 26%
- Adult arrest total 62
- Juvenile arrest total 1
- Arrest rate per 100,000 population 698.99

Total Offenses - 5 year trend



Total Arrests - 5 year trend



Group "A" Offenses	Offenses		Arrests	
	# Reported	# Cleared	Adult	Juvenile
Murder	0	0	0	0
Negligent Manslaughter	0	0	0	0
Rape	0	0	0	0
Sodomy	0	0	0	0
Sexual Assault w/Obj	0	0	0	0
Fondling	2	1	1	0
Aggravated Assault	2	2	1	0
Simple Assault	3	0	0	0
Intimidation	0	0	0	0
Kidnapping	0	0	0	0
Incest	0	0	0	0
Statutory Rape	0	0	0	0
Human Trafficking, Commercial Sex Acts	0	0	0	0
Human Trafficking, Involuntary Servitude	0	0	0	0
Robbery	0	0	0	0
Burglary/Breaking and Entering	0	0	0	0
Larceny/Theft Offenses	10	1	0	0
Motor Vehicle Theft	1	0	0	0
Arson	0	0	0	0
Destruction Of Property	4	2	3	0
Counterfeiting/Forgery	0	0	0	0
Fraud Offenses	9	0	0	0
Embezzlement	0	0	0	0
Extortion/Blackmail	0	0	0	0
Bribery	0	0	0	0
Stolen Property Offenses	0	0	0	0
Drug/Narcotic Violations	18	12	18	1
Drug Equipment Violations	12	11	0	0
Gambling Offenses	0	0	0	0
Pornography/Obscene Material	0	0	0	0
Prostitution Offenses	0	0	0	0
Weapons Law Violations	1	1	0	0
Animal Cruelty	0	0	0	0
Total Group "A"	62	30	23	1

Group "B" Arrests	Arrests	
	Adult	Juvenile
Curfew/Loitering/Vagrancy Violations	0	0
Disorderly Conduct	0	0
DUI	5	0
Family Offenses, Nonviolent	0	0
Liquor Law Violations	2	0
Trespass of Real Property	3	0
All Other Offenses	29	0
Total Group "B"	39	0

Agency 2022 Crime Report



Franklin County Total

Population: 14,945
County: Franklin

Offense Overview

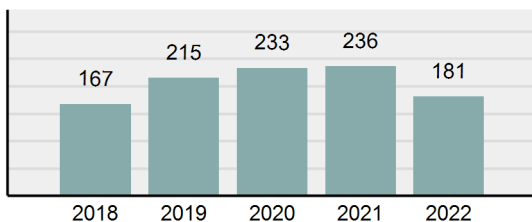
- Offense total 181
- % change from 2021 -23.31%
- # of cleared offenses 41
- Percent cleared 22.65%
- Group "A" crime rate per 100,000 population 1,211.11
- Summary-based reporting crime rate per 100,000 populated is calculated for other state crime comparisons only 374.71

Arrest Overview

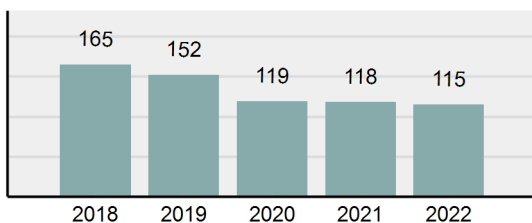
- Arrest total 115
- % change from 2021 -2.54%
- Adult arrest total 102
- Juvenile arrest total 13
- Arrest rate per 100,000 population 769.49

Group "A" Offenses	Offenses		Arrests	
	# Reported	# Cleared	Adult	Juvenile
Murder	0	0	0	0
Negligent Manslaughter	0	0	0	0
Rape	2	0	0	0
Sodomy	0	0	0	0
Sexual Assault w/Obj	0	0	0	0
Fondling	8	2	2	0
Aggravated Assault	7	4	4	0
Simple Assault	16	1	1	0
Intimidation	3	0	0	0
Kidnapping	1	1	0	0
Incest	0	0	0	0
Statutory Rape	0	0	0	0
Human Trafficking, Commercial Sex Acts	0	0	0	0
Human Trafficking, Involuntary Servitude	0	0	0	0
Robbery	1	0	0	0
Burglary/Breaking and Entering	0	0	0	0
Larceny/Theft Offenses	43	2	1	0
Motor Vehicle Theft	3	1	1	0
Arson	0	0	0	0
Destruction Of Property	20	4	3	5
Counterfeiting/Forgery	4	0	0	0
Fraud Offenses	17	0	0	0
Embezzlement	0	0	0	0
Extortion/Blackmail	0	0	0	0
Bribery	0	0	0	0
Stolen Property Offenses	0	0	0	0
Drug/Narcotic Violations	31	13	18	2
Drug Equipment Violations	23	12	0	1
Gambling Offenses	0	0	0	0
Pornography/Obscene Material	1	0	0	0
Prostitution Offenses	0	0	0	0
Weapons Law Violations	1	1	0	0
Animal Cruelty	0	0	0	0
Total Group "A"	181	41	30	8

Total Offenses - 5 year trend



Total Arrests - 5 year trend



Group "B" Arrests	Arrests	
	Adult	Juvenile
Curfew/Loitering/Vagrancy Violations	0	1
Disorderly Conduct	3	0
DUI	12	0
Family Offenses, Nonviolent	0	0
Liquor Law Violations	2	0
Trespass of Real Property	6	0
All Other Offenses	49	4
Total Group "B"	72	5