

# Agency 2022 Crime Report

## COTTONWOOD Police Department

Population: 875  
County: Idaho

### Offense Overview

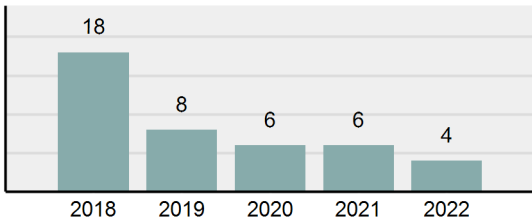
- Offense total 4
- % change from 2021 -33.33%
- # of cleared offenses 0
- Percent cleared 0%
- Group "A" crime rate per 100,000 population 457.14
- Summary-based reporting crime rate per 100,000 populated is calculated for other state crime comparisons only 114.29

### Arrest Overview

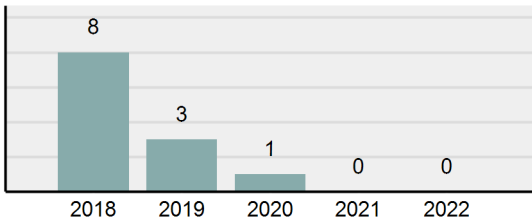
- Arrest total 0
- % change from 2021 -
- Adult arrest total 0
- Juvenile arrest total 0
- Arrest rate per 100,000 population 0.00

Group "A" Offenses	Offenses		Arrests	
	# Reported	# Cleared	Adult	Juvenile
Murder	0	0	0	0
Negligent Manslaughter	0	0	0	0
Rape	0	0	0	0
Sodomy	0	0	0	0
Sexual Assault w/Obj	0	0	0	0
Fondling	0	0	0	0
Aggravated Assault	0	0	0	0
Simple Assault	0	0	0	0
Intimidation	0	0	0	0
Kidnapping	0	0	0	0
Incest	0	0	0	0
Statutory Rape	0	0	0	0
Human Trafficking, Commercial Sex Acts	0	0	0	0
Human Trafficking, Involuntary Servitude	0	0	0	0
Robbery	0	0	0	0
Burglary/Breaking and Entering	0	0	0	0
Larceny/Theft Offenses	1	0	0	0
Motor Vehicle Theft	0	0	0	0
Arson	0	0	0	0
Destruction Of Property	1	0	0	0
Counterfeiting/Forgery	0	0	0	0
Fraud Offenses	1	0	0	0
Embezzlement	0	0	0	0
Extortion/Blackmail	0	0	0	0
Bribery	0	0	0	0
Stolen Property Offenses	0	0	0	0
Drug/Narcotic Violations	1	0	0	0
Drug Equipment Violations	0	0	0	0
Gambling Offenses	0	0	0	0
Pornography/Obscene Material	0	0	0	0
Prostitution Offenses	0	0	0	0
Weapons Law Violations	0	0	0	0
Animal Cruelty	0	0	0	0
<b>Total Group "A"</b>	<b>4</b>	<b>0</b>	<b>0</b>	<b>0</b>

**Total Offenses - 5 year trend**



**Total Arrests - 5 year trend**



Group "B" Arrests	Arrests	
	Adult	Juvenile
Curfew/Loitering/Vagrancy Violations	0	0
Disorderly Conduct	0	0
DUI	0	0
Family Offenses, Nonviolent	0	0
Liquor Law Violations	0	0
Trespass of Real Property	0	0
All Other Offenses	0	0
<b>Total Group "B"</b>	<b>0</b>	<b>0</b>

# Agency 2022 Crime Report

## GRANGEVILLE Police Department

Population: 3,540  
County: Idaho

### Offense Overview

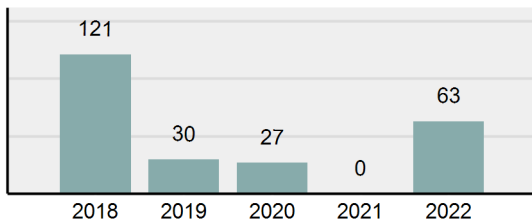
- Offense total 63
- % change from 2021 -
- # of cleared offenses 38
- Percent cleared 60.32%
- Group "A" crime rate per 100,000 population 1,779.66
- Summary-based reporting crime rate per 100,000 populated is calculated for other state crime comparisons only 649.72

### Arrest Overview

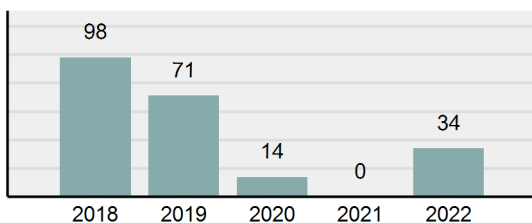
- Arrest total 34
- % change from 2021 -
- Adult arrest total 34
- Juvenile arrest total 0
- Arrest rate per 100,000 population 960.45

Group "A" Offenses	Offenses		Arrests	
	# Reported	# Cleared	Adult	Juvenile
Murder	0	0	0	0
Negligent Manslaughter	0	0	0	0
Rape	2	2	1	0
Sodomy	0	0	0	0
Sexual Assault w/Obj	0	0	0	0
Fondling	3	0	0	0
Aggravated Assault	2	2	2	0
Simple Assault	12	10	2	0
Intimidation	3	2	0	0
Kidnapping	0	0	0	0
Incest	0	0	0	0
Statutory Rape	0	0	0	0
Human Trafficking, Commercial Sex Acts	0	0	0	0
Human Trafficking, Involuntary Servitude	0	0	0	0
Robbery	0	0	0	0
Burglary/Breaking and Entering	5	3	0	0
Larceny/Theft Offenses	12	5	1	0
Motor Vehicle Theft	2	0	0	0
Arson	0	0	0	0
Destruction Of Property	7	3	2	0
Counterfeiting/Forgery	0	0	0	0
Fraud Offenses	3	2	0	0
Embezzlement	0	0	0	0
Extortion/Blackmail	0	0	0	0
Bribery	0	0	0	0
Stolen Property Offenses	0	0	0	0
Drug/Narcotic Violations	7	6	5	0
Drug Equipment Violations	4	3	0	0
Gambling Offenses	0	0	0	0
Pornography/Obscene Material	1	0	0	0
Prostitution Offenses	0	0	0	0
Weapons Law Violations	0	0	0	0
Animal Cruelty	0	0	0	0
<b>Total Group "A"</b>	<b>63</b>	<b>38</b>	<b>13</b>	<b>0</b>

**Total Offenses - 5 year trend**



**Total Arrests - 5 year trend**



Group "B" Arrests	Arrests	
	Adult	Juvenile
Curfew/Loitering/Vagrancy Violations	0	0
Disorderly Conduct	1	0
DUI	11	0
Family Offenses, Nonviolent	0	0
Liquor Law Violations	1	0
Trespass of Real Property	1	0
All Other Offenses	7	0
<b>Total Group "B"</b>	<b>21</b>	<b>0</b>

# Agency 2022 Crime Report

## IDAHO County Sheriff's Office

Population: 12,967  
County: Idaho

### Offense Overview

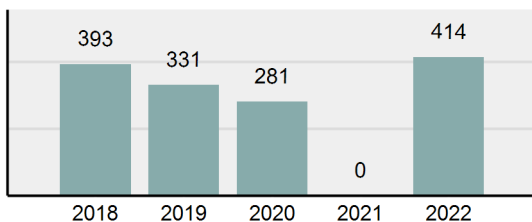
- Offense total 414
- % change from 2021 -
- # of cleared offenses 386
- Percent cleared 93.24%
- Group "A" crime rate per 100,000 population 3,192.72
- Summary-based reporting crime rate per 100,000 populated is calculated for other state crime comparisons only 547.54

### Arrest Overview

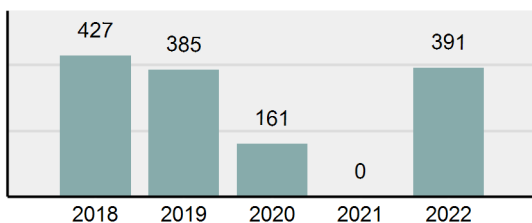
- Arrest total 391
- % change from 2021 -
- Adult arrest total 384
- Juvenile arrest total 7
- Arrest rate per 100,000 population 3,015.35

Group "A" Offenses	Offenses		Arrests	
	# Reported	# Cleared	Adult	Juvenile
Murder	0	0	0	0
Negligent Manslaughter	0	0	0	0
Rape	1	1	1	0
Sodomy	0	0	0	0
Sexual Assault w/Obj	0	0	0	0
Fondling	4	1	1	0
Aggravated Assault	40	38	24	2
Simple Assault	21	17	16	0
Intimidation	3	3	4	0
Kidnapping	0	0	0	0
Incest	0	0	0	0
Statutory Rape	1	0	1	0
Human Trafficking, Commercial Sex Acts	0	0	0	0
Human Trafficking, Involuntary Servitude	0	0	0	0
Robbery	0	0	0	0
Burglary/Breaking and Entering	11	7	5	0
Larceny/Theft Offenses	15	6	6	0
Motor Vehicle Theft	3	3	1	0
Arson	1	1	1	0
Destruction Of Property	16	11	5	0
Counterfeiting/Forgery	0	0	0	0
Fraud Offenses	0	0	0	0
Embezzlement	0	0	0	0
Extortion/Blackmail	0	0	0	0
Bribery	0	0	0	0
Stolen Property Offenses	0	0	0	0
Drug/Narcotic Violations	143	143	152	3
Drug Equipment Violations	147	147	12	1
Gambling Offenses	0	0	0	0
Pornography/Obscene Material	2	2	0	0
Prostitution Offenses	0	0	0	0
Weapons Law Violations	6	6	4	0
Animal Cruelty	0	0	0	0
<b>Total Group "A"</b>	<b>414</b>	<b>386</b>	<b>233</b>	<b>6</b>

**Total Offenses - 5 year trend**



**Total Arrests - 5 year trend**



Group "B" Arrests	Arrests	
	Adult	Juvenile
Curfew/Loitering/Vagrancy Violations	0	0
Disorderly Conduct	3	0
DUI	69	1
Family Offenses, Nonviolent	1	0
Liquor Law Violations	8	0
Trespass of Real Property	1	0
All Other Offenses	69	0
<b>Total Group "B"</b>	<b>151</b>	<b>1</b>

# Agency 2022 Crime Report



## Idaho County Total

Population: 17,382  
County: Idaho

### Offense Overview

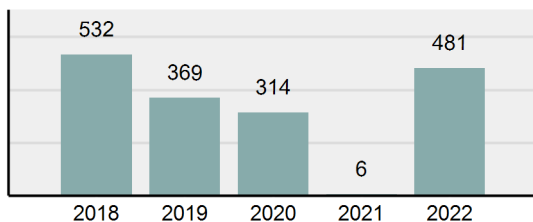
- Offense total 481
- % change from 2021 **7916.67%**
- # of cleared offenses 424
- Percent cleared 88.15%
- Group "A" crime rate per 100,000 population 2,767.23
- Summary-based reporting crime rate per 100,000 populated is calculated for other state crime comparisons only 546.54

### Arrest Overview

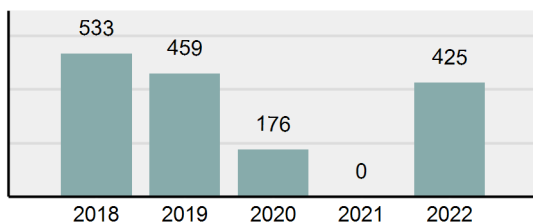
- Arrest total 425
- % change from 2021 -
- Adult arrest total 418
- Juvenile arrest total 7
- Arrest rate per 100,000 population 2,445.06

Group "A" Offenses	Offenses		Arrests	
	# Reported	# Cleared	Adult	Juvenile
Murder	0	0	0	0
Negligent Manslaughter	0	0	0	0
Rape	3	3	2	0
Sodomy	0	0	0	0
Sexual Assault w/Obj	0	0	0	0
Fondling	7	1	1	0
Aggravated Assault	42	40	26	2
Simple Assault	33	27	18	0
Intimidation	6	5	4	0
Kidnapping	0	0	0	0
Incest	0	0	0	0
Statutory Rape	1	0	1	0
Human Trafficking, Commercial Sex Acts	0	0	0	0
Human Trafficking, Involuntary Servitude	0	0	0	0
Robbery	0	0	0	0
Burglary/Breaking and Entering	16	10	5	0
Larceny/Theft Offenses	28	11	7	0
Motor Vehicle Theft	5	3	1	0
Arson	1	1	1	0
Destruction Of Property	24	14	7	0
Counterfeiting/Forgery	0	0	0	0
Fraud Offenses	4	2	0	0
Embezzlement	0	0	0	0
Extortion/Blackmail	0	0	0	0
Bribery	0	0	0	0
Stolen Property Offenses	0	0	0	0
Drug/Narcotic Violations	151	149	157	3
Drug Equipment Violations	151	150	12	1
Gambling Offenses	0	0	0	0
Pornography/Obscene Material	3	2	0	0
Prostitution Offenses	0	0	0	0
Weapons Law Violations	6	6	4	0
Animal Cruelty	0	0	0	0
<b>Total Group "A"</b>	<b>481</b>	<b>424</b>	<b>246</b>	<b>6</b>

**Total Offenses - 5 year trend**



**Total Arrests - 5 year trend**



Group "B" Arrests	Arrests	
	Adult	Juvenile
Curfew/Loitering/Vagrancy Violations	0	0
Disorderly Conduct	4	0
DUI	80	1
Family Offenses, Nonviolent	1	0
Liquor Law Violations	9	0
Trespass of Real Property	2	0
All Other Offenses	76	0
<b>Total Group "B"</b>	<b>172</b>	<b>1</b>