

Agency 2022 Crime Report

CHUBBUCK Police Department

Population: 15,970
County: Bannock

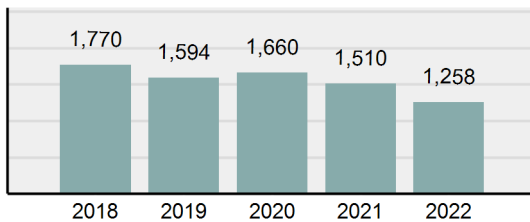
Offense Overview

- Offense total 1,258
- % change from 2021 **-16.69%**
- # of cleared offenses 400
- Percent cleared 31.8%
- Group "A" crime rate per 100,000 population 7,877.27
- Summary-based reporting crime rate per 100,000 populated is calculated for other state crime comparisons only 2,799.00

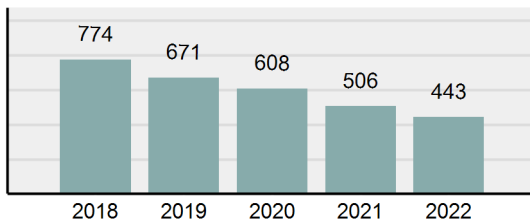
Arrest Overview

- Arrest total 443
- % change from 2021 **-12.45%**
- Adult arrest total 405
- Juvenile arrest total 38
- Arrest rate per 100,000 population 2,773.95

Total Offenses - 5 year trend



Total Arrests - 5 year trend



Group "A" Offenses	Offenses		Arrests	
	# Reported	# Cleared	Adult	Juvenile
Murder	1	1	1	0
Negligent Manslaughter	0	0	0	0
Rape	1	0	0	0
Sodomy	3	0	0	0
Sexual Assault w/Obj	1	1	0	0
Fondling	8	2	1	0
Aggravated Assault	33	25	10	2
Simple Assault	250	114	37	4
Intimidation	41	7	1	0
Kidnapping	2	0	0	0
Incest	0	0	0	0
Statutory Rape	2	1	1	0
Human Trafficking, Commercial Sex Acts	0	0	0	0
Human Trafficking, Involuntary Servitude	0	0	0	0
Robbery	4	2	1	0
Burglary/Breaking and Entering	40	8	3	0
Larceny/Theft Offenses	350	96	77	12
Motor Vehicle Theft	17	1	1	0
Arson	1	0	0	0
Destruction Of Property	61	18	6	7
Counterfeiting/Forgery	17	0	0	0
Fraud Offenses	138	11	3	1
Embezzlement	12	2	1	0
Extortion/Blackmail	4	0	0	0
Bribery	0	0	0	0
Stolen Property Offenses	3	3	2	0
Drug/Narcotic Violations	108	51	30	0
Drug Equipment Violations	96	51	8	0
Gambling Offenses	0	0	0	0
Pornography/Obscene Material	6	1	1	0
Prostitution Offenses	1	0	0	0
Weapons Law Violations	50	5	0	0
Animal Cruelty	8	0	0	0
Total Group "A"	1,258	400	184	26

Group "B" Arrests	Arrests	
	Adult	Juvenile
Curfew/Loitering/Vagrancy Violations	0	0
Disorderly Conduct	3	0
DUI	40	0
Family Offenses, Nonviolent	2	0
Liquor Law Violations	5	2
Trespass of Real Property	4	0
All Other Offenses	167	10
Total Group "B"	221	12

Agency 2022 Crime Report

POCATELLO Police Department

Population: 57,914
County: Bannock

Offense Overview

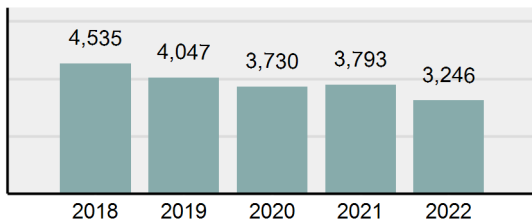
- Offense total 3,246
- % change from 2021 **-14.42%**
- # of cleared offenses 1,507
- Percent cleared 46.43%
- Group "A" crime rate per 100,000 population 5,604.86
- Summary-based reporting crime rate per 100,000 populated is calculated for other state crime comparisons only 1,806.13

Arrest Overview

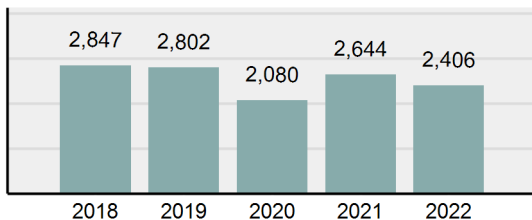
- Arrest total 2,406
- % change from 2021 **-9%**
- Adult arrest total 1,736
- Juvenile arrest total 670
- Arrest rate per 100,000 population 4,154.44

Group "A" Offenses	Offenses		Arrests	
	# Reported	# Cleared	Adult	Juvenile
Murder	0	0	0	0
Negligent Manslaughter	0	0	0	0
Rape	19	2	2	1
Sodomy	1	0	0	0
Sexual Assault w/Obj	4	2	2	0
Fondling	26	6	1	1
Aggravated Assault	209	147	84	18
Simple Assault	621	357	180	52
Intimidation	58	47	25	5
Kidnapping	2	1	1	0
Incest	1	0	0	0
Statutory Rape	5	5	4	0
Human Trafficking, Commercial Sex Acts	0	0	0	0
Human Trafficking, Involuntary Servitude	0	0	0	0
Robbery	5	4	2	2
Burglary/Breaking and Entering	175	70	41	15
Larceny/Theft Offenses	549	117	78	26
Motor Vehicle Theft	86	20	11	1
Arson	3	2	1	0
Destruction Of Property	217	87	38	18
Counterfeiting/Forgery	58	20	20	0
Fraud Offenses	308	41	15	2
Embezzlement	5	4	2	2
Extortion/Blackmail	0	0	0	0
Bribery	1	1	1	0
Stolen Property Offenses	15	13	11	1
Drug/Narcotic Violations	413	274	170	37
Drug Equipment Violations	356	244	35	6
Gambling Offenses	0	0	0	0
Pornography/Obscene Material	24	5	2	4
Prostitution Offenses	2	2	1	0
Weapons Law Violations	78	34	12	14
Animal Cruelty	5	2	1	0
Total Group "A"	3,246	1,507	740	205

Total Offenses - 5 year trend



Total Arrests - 5 year trend



Group "B" Arrests	Arrests	
	Adult	Juvenile
Curfew/Loitering/Vagrancy Violations	0	27
Disorderly Conduct	86	104
DUI	272	3
Family Offenses, Nonviolent	31	0
Liquor Law Violations	23	12
Trespass of Real Property	55	7
All Other Offenses	529	312
Total Group "B"	996	465

Agency 2022 Crime Report

BANNOCK County Sheriff's Office

Population: 14,711
County: Bannock

Offense Overview

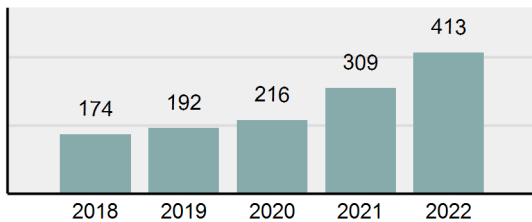
- Offense total 413
- % change from 2021 **33.66%**
- # of cleared offenses 208
- Percent cleared 50.36%
- Group "A" crime rate per 100,000 population 2,807.42
- Summary-based reporting crime rate per 100,000 populated is calculated for other state crime comparisons only 781.73

Arrest Overview

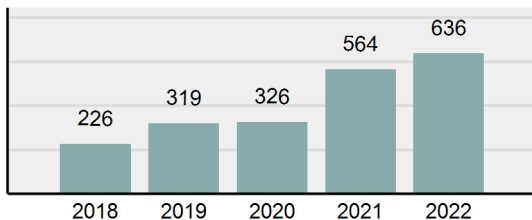
- Arrest total 636
- % change from 2021 **12.77%**
- Adult arrest total 587
- Juvenile arrest total 49
- Arrest rate per 100,000 population 4,323.30

Group "A" Offenses	Offenses		Arrests	
	# Reported	# Cleared	Adult	Juvenile
Murder	0	0	0	0
Negligent Manslaughter	0	0	0	0
Rape	4	2	2	0
Sodomy	0	0	0	0
Sexual Assault w/Obj	1	1	1	0
Fondling	1	0	0	0
Aggravated Assault	11	8	6	0
Simple Assault	51	43	24	0
Intimidation	13	11	8	0
Kidnapping	0	0	0	0
Incest	0	0	0	0
Statutory Rape	1	0	0	0
Human Trafficking, Commercial Sex Acts	0	0	0	0
Human Trafficking, Involuntary Servitude	0	0	0	0
Robbery	0	0	0	0
Burglary/Breaking and Entering	25	2	2	0
Larceny/Theft Offenses	63	9	4	3
Motor Vehicle Theft	12	0	0	0
Arson	0	0	0	0
Destruction Of Property	35	8	7	3
Counterfeiting/Forgery	0	0	0	0
Fraud Offenses	3	2	3	0
Embezzlement	0	0	0	0
Extortion/Blackmail	1	0	0	0
Bribery	0	0	0	0
Stolen Property Offenses	0	0	1	0
Drug/Narcotic Violations	105	63	43	5
Drug Equipment Violations	80	52	4	0
Gambling Offenses	0	0	0	0
Pornography/Obscene Material	1	1	0	0
Prostitution Offenses	0	0	0	0
Weapons Law Violations	6	6	4	1
Animal Cruelty	0	0	0	0
Total Group "A"	413	208	109	12

Total Offenses - 5 year trend



Total Arrests - 5 year trend



Group "B" Arrests	Arrests	
	Adult	Juvenile
Curfew/Loitering/Vagrancy Violations	0	0
Disorderly Conduct	6	0
DUI	57	0
Family Offenses, Nonviolent	1	0
Liquor Law Violations	3	4
Trespass of Real Property	17	2
All Other Offenses	394	31
Total Group "B"	478	37

Agency 2022 Crime Report

Bannock County Total

Population: 88,595
County: Bannock

Offense Overview

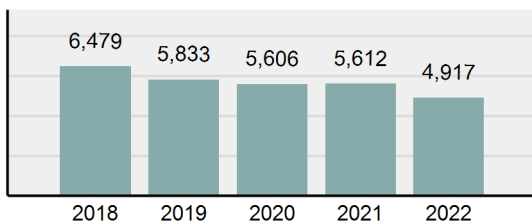
- Offense total 4,917
- % change from 2021 -12.38%
- # of cleared offenses 2,115
- Percent cleared 43.01%
- Group "A" crime rate per 100,000 population 5,549.97
- Summary-based reporting crime rate per 100,000 populated is calculated for other state crime comparisons only 1,815.00

Arrest Overview

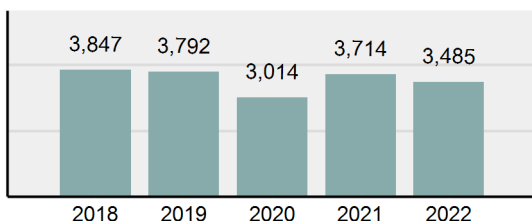
- Arrest total 3,485
- % change from 2021 -6.17%
- Adult arrest total 2,728
- Juvenile arrest total 757
- Arrest rate per 100,000 population 3,933.63

Group "A" Offenses	Offenses		Arrests	
	# Reported	# Cleared	Adult	Juvenile
Murder	1	1	1	0
Negligent Manslaughter	0	0	0	0
Rape	24	4	4	1
Sodomy	4	0	0	0
Sexual Assault w/Obj	6	4	3	0
Fondling	35	8	2	1
Aggravated Assault	253	180	100	20
Simple Assault	922	514	241	56
Intimidation	112	65	34	5
Kidnapping	4	1	1	0
Incest	1	0	0	0
Statutory Rape	8	6	5	0
Human Trafficking, Commercial Sex Acts	0	0	0	0
Human Trafficking, Involuntary Servitude	0	0	0	0
Robbery	9	6	3	2
Burglary/Breaking and Entering	240	80	46	15
Larceny/Theft Offenses	962	222	159	41
Motor Vehicle Theft	115	21	12	1
Arson	4	2	1	0
Destruction Of Property	313	113	51	28
Counterfeiting/Forgery	75	20	20	0
Fraud Offenses	449	54	21	3
Embezzlement	17	6	3	2
Extortion/Blackmail	5	0	0	0
Bribery	1	1	1	0
Stolen Property Offenses	18	16	14	1
Drug/Narcotic Violations	626	388	243	42
Drug Equipment Violations	532	347	47	6
Gambling Offenses	0	0	0	0
Pornography/Obscene Material	31	7	3	4
Prostitution Offenses	3	2	1	0
Weapons Law Violations	134	45	16	15
Animal Cruelty	13	2	1	0
Total Group "A"	4,917	2,115	1,033	243

Total Offenses - 5 year trend



Total Arrests - 5 year trend



Group "B" Arrests	Arrests	
	Adult	Juvenile
Curfew/Loitering/Vagrancy Violations	0	27
Disorderly Conduct	95	104
DUI	369	3
Family Offenses, Nonviolent	34	0
Liquor Law Violations	31	18
Trespass of Real Property	76	9
All Other Offenses	1,090	353
Total Group "B"	1,695	514